


Quarterly Community Report

Quarter 4
2024/25



Yarra City Council acknowledges the Wurundjeri Woi Wurrung people as the Traditional Owners and true sovereigns of the land now known as Yarra. We also acknowledge the significant contributions made by other Aboriginal and Torres Strait Islander people to life in Yarra. We pay our respects to Elders from all nations and to their Elders past, present and future.

This publication is available in alternative accessible formats on request.

Electronic copy

PDF versions of this report can be downloaded from yarracity.vic.gov.au

National Relay service

TTY 133 677 then (03) 9205 5555
or relayservice.gov.au

Yarra Council language line

العربية 9280 1930

中文 9280 1937

Ελληνικά 9280 1934

Italiano 9280 1931

Español 9280 1935

Tiếng Việt 9280 1939

Other 9280 1940

REF 20,447

Contents

CEO Message	6
Quarter 4 report	9
Strategic objective 1: Climate and environment	9
Environmental/Sustainability Improvements	9
Rewilding Program	9
Strategic objective 2: Social equity and health	13
Homelessness Strategy (including Yarra Zero) and Social and Affordable Housing Strategy	13
Libraries	13
Multicultural Partnerships Policy	14
The Community Grants Program	15
Strategic objective 3: Local economy	17
Activity Centre Utilisation	17
Strategic objective 4: Place and nature	18
Leisure, sport and recreation activities update	18
Improvements to Open Space	18
Planning scheme amendments lodged	19
Property Update	21
Statutory & Strategic Planning Services Review – Implementation	21
Statutory Planning – expired permits	21
Statutory Planning – VCAT Activity	22
Statutory Planning Activity	27
Strategic objective 5: Transport and movement	28
Car Share	28
Road Safety Improvements	29



LIBRARY

FITZROY PUBLIC LIBRARY

THIS STONE
WAS LAID BY
R.M. BEST ESQ. J.P.
MAYOR
15th DECEMBER 1888.

TOWN HALL

CLIMATE EMERGENCY: WE COMMIT TO URGENT ACTION

YARRA

CITY OF YARRA
WELCOMES
PROGRESS
TO AUSTIN
BOULEVARD

Strategic objective 6: Democracy and governance	31
Acquittal of Council resolutions	31
Advocacy Action Plan	32
Citizenship ceremonies	34
Community Engagement Policy Action Plan	34
<hr/>	
Financial Report	36
Comprehensive Income Statement	38
Summary Quarter Four Actuals to Forecast	39
Summary Quarter Four Actuals to Budget	39
Capital Works	42
Cash Position	43
Financial Sustainability Ratios	44
Treasury Corporation of Victoria (TCV) Loan financial covenants	45
Statement of Financial Position	46
Statement of Cash flows	48
Statement of Capital Works	50
Operating Performance	52
Statutory fees	52
Recreation and Leisure Fees	52
Rates Collection	53
Parking Revenue	54
<hr/>	
Capital Works Projects Report	59
<hr/>	
Annual Plan performance	66

CEO Message



I am pleased to present the City of Yarra's Quarterly Community Report for Quarter 4 of 2024/25 – the final report for the financial year on our performance and achievements.

Included is up-to-date information on key Council projects, services and financial indicators, along with an overview of performance against our commitments to the community in our four-year Council Plan and capital works program.

It has been a busy quarter and a rewarding one, highlighted by the adoption of the 2025–2029 Council Plan and Year 1 Action Plan; 2025 Community Vision Update and Reflection and Financial plan; along with the 2025/26 Budget, which outlines the key actions and services we'll deliver to support and strengthen our community in the year ahead.

Across the three months of reporting, key highlights include the following:

- ▶ The adoption of the Property Strategy 2025–2030 in April: This provides a clear framework to guide all property decisions and ensure our assets are managed fairly, transparently, and for the community's benefit.
- ▶ Upgrading Yarra Leisure facilities: Our facilities now feature new strength and cardio equipment, enhanced spin rooms, and refreshed group fitness studios to deliver a more engaging and connected workout experience.



- ▶ A successful 2025 Fitzroy Writers Festival: This festival highlighted Yarra’s strong community engagement and has been renewed for 2026. Richmond Library also benefited from a Victorian Government grant, enabling key refurbishments including improved programming spaces, a dedicated nursing area, and accessible soundproof study booths.
- ▶ An extensive review of the Yarra Community Grants Program: This review led to a streamlined and more transparent model, endorsed by Council on 13 May 2025, to be introduced in the 2026 grants round. The program now features six funding streams aligned with key community priorities, three tiers of grant sizes, and responsive small grants available year-round, all within a \$1.54 million

budget. The 2026 round will open on 8 September and close on 19 October, with support sessions planned to help applicants access funding more fairly and easily.

We’re incredibly proud of all we've achieved this quarter.

In addition, we're excited to launch the first year of the new Council Plan, building on a strong foundation, and are looking forward to the progress we anticipate in the new financial year.

Sue Wilkinson
CEO, Yarra City Council



Quarter 4 report



Strategic objective 1: Climate and environment

Environmental/Sustainability Improvements

Rewilding Program

During 2024/25, on ground works associated with the Bringing Nature Back (BNB) to Yarra Program has resulted in healing country through reinstatement of original vegetation, strengthening of wildlife corridors along waterways, provision of winter foraging opportunities for the threatened Grey-headed Flying-fox.

A Total of 80,710 local native tubestock of over 70 different species were planted by community, staff and ecological contractors, expanding areas of open space managed for biodiversity outcomes by 2.1ha.

Achievements include:

- Burnley Golf Course, Stage 2 Revegetation, Burnley – 25,270 plants
- City Works Depot, Northern Perimeter Planting, Clifton Hill – 400 plants
- Fairfield Park, Local Native Seed Orchard, Fairfield – 8,000 plants
- Flockhart Reserve, Local Native Seed Orchard, Abbotsford – 3,210 plants
- Gray Street, Local Native Seed Orchard, Clifton Hill – 4,000 plants



- Halls Reserve, Merri Merri Riparian Zone Revegetation, Clifton Hill – 4,000 plants
- Halls Reserve, World Environment Day Staff Planting, Clifton Hill – 4,000 plants
- Infill planting through BNB sites and other bushland areas – 7,750 plants
- Loys Paddock, Birrarung Riparian Zone, Burnley – 4,600 plants
- Quarries Park, Eastern Slope World Environment Day Planting, Clifton Hill – 6,430 plants
- Quarries Park, Southern Slope Connect Existing Vegetation with Merri Merri, Clifton Hill – 2,000 plants
- Yarra Boulevard National Tree 2024, Burnley – 2,650 plants

- Yarra Boulevard Off Ramp, National Tree 2024 Expansion, Burnley – 6,000 plants
- Yambla Reserve, Dog Off-leash Area Upgrade Revegetation, Clifton Hill – 2,400 plants

BNB aims to assist in mitigating the impacts of climate change and healing country by reducing bushland fragmentation and improving habitat connectivity. BNB creates accessible, healthy, resilient, and diverse ecosystems in urban areas that reinforce Yarra’s commitment to custodianship of the Birrarung, its parkland and tributaries as one living and integrated natural entity. Burndap Birrarung burndap umarkoo – What’s good for the Birrarung, is good for all!



2

Strategic objective 2: Social equity and health

Homelessness Strategy (including Yarra Zero) and Social and Affordable Housing Strategy

The Yarra Homelessness Strategy guides Yarra Council's actions to address the impacts of homelessness. In the past year, the Strategy continued to focus on advancing Yarra Zero, a key initiative. The Yarra Zero Project operates with crucial service partners such as Launch Housing and cohealth.

It uses a 'By Name List' to understand the needs of each person experiencing homelessness and brings together local partners from housing, health, and legal sectors, which collaborate on a focused service response to support each person to find and sustain stable housing. From July 2023 up to the end of May 2025, the Yarra Zero project had identified 143 individuals sleeping rough in our City, and supported 53 people to move into stable housing.

Yarra's Social and Affordable Housing Strategy outlines how Council seeks to increase the supply of social and affordable housing and address inequities in the local housing market. Council's current use of Section 173 agreements leverages opportunities to negotiate social and affordable housing stock contributions in large-scale private developments, achieving significant outcomes.

The state government's Victorian Housing Statement continues to shape the Council's focus – particularly the state government's announcement of the demolition of the public housing towers. The high-rise at 139 Highett Street, Richmond, is the first in Yarra to be scheduled for demolition, along with the nearby low-rise housing at 111, 119 and 127 Elizabeth Street, 6 and 8 Anderson Court, 1–5, 7 and 9 Williams Court, Richmond.

Council continues to oppose the demolition through its advocacy to the Victorian Government. In the last quarter, a submission was made by Council to the Legal and Social Issues Committee of Victorian Parliament for the Inquiry into the Redevelopment of Melbourne's Public Housing Towers.

An Expression of Interest process is currently underway for a new Public and Community Housing Advisory Committee, which will provide Council with key insights into this and other issues affecting public and community housing residents in Yarra.

Libraries

The Fitzroy Writers Festival was held on Saturday, 12 April 2025, marking its return after a four-year hiatus. The event was attended by approximately 800 people and featured a program of five author panels and discussions.

The festival commenced with an official opening from Mayor Jolly. The program featured five engaging author panels and events, showcasing a diverse mix of voices, from acclaimed fiction and non-fiction writers to political analysts, local business owners, and cultural figures.

Among the speakers was Stella Prize nominee Melanie Cheng, who discussed her recent publication, *The Burrow*. Local restaurant owners participated in a lively session on the Fitzroy food scene, while the final panel, featuring George Megalogenis and Sean Kelly, addressed national voting trends in the lead-up to the federal election.

All sessions were interpreted live in Auslan by interpreters from Auslan Stage Left, ensuring accessibility for deaf and hard-of-hearing attendees. A local bookseller, Fairfield Books, operated on-site and sold 85 titles during the event.

The successful delivery of the 2025 Fitzroy Writers Festival demonstrates strong community interest in literary and cultural programming and has been renewed for 2026. Richmond Library received a minor refurbishment thanks to funding received from the Victorian Government's Living Libraries Infrastructure Program. The grant contributed to improvements to library programming spaces and kitchenette, new shelving and casual seating, the creation of a dedicated nursing space within the children's library, and installation of two soundproof study booths. One booth is fully accessible for community members with mobility scooters with an automatic door and adjustable furniture, and the other provides one to two people with a semi-private space for conversation or study.





Multicultural Partnerships Policy

Council's Multicultural Partnerships Policy outlines our commitment to supporting multicultural and multifaith communities, ensuring inclusive participation in civic life.

Council has supported a range of initiatives reflecting these priorities. Cultural Diversity Week, aligned with the UN International Day for the Elimination of Racial Discrimination, featured community-led events supported by Council, including lunches and gatherings hosted by neighbourhood houses and grassroots community groups. Refugee Week is also celebrated, highlighting the 50th anniversary of the Vietnamese diaspora, and Yarra's first Iftar dinner, co-designed with the local Muslim community.

On 21 June 2025, Council hosted a civic event at Collingwood Town Hall with the Vietnamese Women's Association and the community to mark the 50th anniversary of Vietnamese migration to Australia. The event celebrated the rich cultural heritage of the Vietnamese community through traditional dancing, food, and live performances. During Refugee Week, on 23 June, a second

celebration of the 50-year milestone took place at Richmond Town Hall to highlight the significant contributions of the Vietnamese community to the City of Yarra.

Council continues to invest in community engagement and safety, including the "Coffee with a Cop" initiative with multicultural residents and Victoria Police. Partnerships with organisations like the Multicultural Centre for Women's Health supported events such as the PACE Launchpad, promoting leadership among migrants, refugees, and gender-diverse people.

Ongoing programs strengthened community connection and access to services. The Fitzroy Community Market at Atherton Gardens provided food relief and engagement opportunities, while the Yarra Multicultural Services Network brought together service providers throughout the year. A Youth Traineeship program created employment pathways for young people from multicultural backgrounds, and Council promoted greater multicultural participation in advisory committees. The Yarra Multicultural Advisory Group (YMAG) met regularly and played a key role in shaping the Council Plan 2025–2029.



The Bicultural Liaison Officer program continues to grow, enabling more effective community engagement and providing employment to culturally diverse residents.

The Speak Out Against Racism (SOAR) project continues to grow, as project partners met regularly with community members and develop actions to combat racism in the community, which include awareness raising on where to report racism.

These activities reflect Council's commitment to creating a welcoming, inclusive, and equitable community where all can thrive.

The Community Grants Program

An extensive review of the Yarra Community Grants Program (CGP) has been undertaken to ensure the program remains transparent, accountable, and aligned with emerging community needs. Legal and operational recommendations from the review included simpler grant streams, stronger conflict of interest management, periodic audits every four years, limited tenure for community panel

members, and a shift to procurement when purchasing services.

On 13 May 2025, Council endorsed a revised grants program model to be introduced for the 2026 Annual Grants Round. The program has been restructured into six new funding streams aligned with the Draft Council Plan 2025–29 and Yarra 2036 Community Vision:

- 1. Healthy, Inclusive and Connected Communities**
- 2. Vibrant and Resilient Local Economies**
- 3. Creative City and Cultural Participation**
- 4. First Peoples Self-Determination and Partnerships**
- 5. A Climate-Resilient and Adapted City**
- 6. Safe, Clean and Welcoming Neighbourhoods**

Three tiers of grant sizes will be offered annually: small (up to \$4,000), medium (\$4,001–\$20,000), and large (\$20,001–\$40,000). Additionally, responsive small grants will be available year-round until the funding pool is exhausted. The overall grants budget remains at \$1.54 million for 2026.

The 2026 round will open on 8 September 2025 and close on 19 October 2025, with grant outcomes announced by 17 December 2025. Information sessions will be held in August and September to support applicants. These changes reflect feedback from the community and aim to simplify access, improve fairness, and ensure better alignment with Council priorities.



Backing our small businesses with
FREE one-hour parking



Get one hour of free parking on Victoria Street, Bridge Road, and Swan Street in Richmond. This Yarra City Council initiative is to support our local businesses and help residents shop local.



To claim the first FREE hour of parking:

When using the meter:
Activate the meter session when you park.
Or: Activate your app session when you park.
Any time after the first FREE hour of parking you will be charged at the standard hourly rate.
For full terms and conditions visit yarracity.vic.gov.au/free-parking or scan the QR code.



WASTE PLACED IN THIS BIN IS SORTED FOR RECYCLING

3

Strategic objective 3: Local economy

Activity Centre Utilisation

We are excited to be launching the **1-hour free parking trial** on Swan Street, Bridge Road and Victoria Street from 1 July 2025. This trial aims to boost visitation and increase spending in our 3 retail and service precincts in Richmond, by reducing the parking costs for residents and visitors who want to shop locally.

We've commenced phase 1 of our community consultation for the new Economic Development Strategy 2025-2030 which will succeed our current Economic Development Strategy 2020-2025 when it expires at the end of this year. We have a range of engagements planned, including broad community consultation and targeted consultation with key industries and trader groups. The purpose of our **Economic Development Strategy** is to guide Council's strategic direction and help shape how we support local business now and into the future.

There have been some great community events on the calendar recently, including **Reclink Community Cup** on Sunday 15 June which brought 20,000 people to Victoria Park in Abbotsford and the surrounding Johnston Street precinct.

15 Yarra businesses participated in **Record Store Day** on Saturday 12 April. 10 of these stores were in Fitzroy and Collingwood, hosting live performances, exclusive releases and special in-store events celebrating local music and vinyl culture. Some vinyl collectors were seen camping on Smith Street overnight before shop doors opened at 8am.

A pair of pop superstars were paparazzied shopping in Yarra while they were in Melbourne for their Australian tours – **Dua Lipa** was seen browsing vinyl at Plug Seven Records on Smith Street and **Cyndi Lauper** picked up some new clothes at HoMie on Brunswick Street. Both artists shared photos of themselves shopping at these Yarra businesses to their 87.6 million and 1.8 million Instagram followers respectively.

4

Strategic objective 4: Place and nature

Leisure, sport and recreation activities update

New Fitness Equipment for Yarra Leisure

Yarra Leisure's gyms and programming spaces have been upgraded with new equipment and technology to provide a better workout experience.

Collingwood Leisure Centre, Fitzroy Swimming Pool and Richmond Recreation Centre have been fitted with brand new strength and cardio machines with larger, more user-friendly screens and improved connectivity, along with upgraded TVs, sound systems, and a full range of new functional training gear.

Spin rooms now feature state-of-the-art indoor cycling group bikes, immersive sound and visuals, and regularly updated virtual rides to keep things fresh.

Group exercise studios have been refreshed with the latest equipment, enhanced instructor systems, and a wider variety of virtual classes available on demand.

This investment reflects Council's ongoing commitment to supporting health and wellbeing across our community. By providing high-quality spaces and services, we're helping make it easier for everyone in Yarra to stay active and connected.

Improvements to Open Space

In the final months of the 2024/25 financial year, Council has delivered a range of projects that uplift the presentation and community experiences in our open spaces. Some of the key projects include:

- ▶ A major upgrade of Smith Reserve featuring a new playground, new park furniture, shade and improvements to the dog off leash facilities.
- ▶ Creation of a new temporary pop-up park at the Bendigo Kangan Institute, Cremorne.
- ▶ The installation of new outdoor fitness equipment in Victoria Park.
- ▶ New drinking fountains installed at George Knott athletics field and Annette's Place, as well as upgrades to the existing fountains at Victoria Park, Edinburgh Gardens and Peel Street Park.
- ▶ Upgrades to the synthetic turf surfaces in the cricket nets at Brunswick Street Oval, to ensure ongoing durability.
- ▶ Continuation of our tree planting program, which has seen new trees planted in streets and parks across Yarra.
- ▶ Improvements to the outdoor areas at Gold Street Children's Centre and Yarralea Children's Centre.



- ▶ Repairs to pathways in Quarries Park and Linear Park, to promote safe and accessible pedestrian paths of travel.
- ▶ Irrigation upgrades at Cairns Reserve to help maintain a healthy green lawn.

Planning scheme amendments lodged

The responsible authority for Planning Schemes in Victoria is the Victorian Minister for Planning. All Planning Scheme proposals and amendments must be submitted to the Minister for approval. Ministerial approval is required through all aspects and stages of the process including approval to place the proposed amendment on public exhibition and referral to advisory committees.

In Yarra, the Minister appointed the Yarra Activity Standing Advisory Committee to provide advice to the Minister and Council on referred planning matters and

draft planning scheme provisions. Final adoption/ rejection of all planning scheme amendments rests with the Minister, this process can take months and even years.

The following provides an outline of the status of Yarra's proposed planning scheme amendments.

The amendments include:

- ▶ Amendments being progressed via the standard amendment process
- ▶ Amendments being considered via the Yarra Activity Centres Standing Activity Committee
- ▶ Requests for interim planning controls via a Ministerial amendment (an amendment without exhibition). These amendments are applied for while permanent planning controls are being pursued.

The amendments are at various stages of the process, including:

- ▶ Awaiting authorisation / consent from the Minister for Planning to publicly exhibit the amendment
- ▶ Have been publicly exhibited
- ▶ Are being considered by an independent planning panel or the standing advisory committee or
- ▶ Have been adopted by Council and are with the Department of Transport and Planning (DTP) awaiting a decision by the Minister for Planning
- ▶ Are likely to be submitted to DTP for assessment in 2024/25.

City-wide amendments

C309yara – Elevating environmental standards

- ▶ The amendment is under consideration by DTP.

Local area amendments

Amendment C291yara – Bridge Road and Victoria Street Permanent Built Form Provisions

- ▶ Approval of the amendment is under consideration by DTP.

Amendment C271yara – Fitzroy/Collingwood Permanent Planning Provisions

- ▶ Publicly exhibited from 18 November 2024 to 24 February 2025.
- ▶ Officers are considering submissions and will report to Council in Quarter 2 2025/26.

Amendment C317yara – Cremorne Precinct Interim Built Form Provisions

- ▶ The request for a Ministerial amendment is under consideration by DTP.

Amendment C318yara – Cremorne Precinct Permanent Planning Provisions

- ▶ Request for consent to exhibit permanent planning provisions is under consideration by DTP.

Amendment C273yara – Heidelberg Road Permanent Planning Provisions

- ▶ Standing Advisory Committee Report received on 2 January 2025.
- ▶ Amendment was adopted by Council on 8 April 2025 and lodged with DTP for approval.

Amendment C247 – Site specific amendment – 21 Northumberland St and 26 Wellington St, Collingwood

- ▶ Publicly exhibited from 14 November to 16 December 2024.
- ▶ Three submissions were received and the issues were resolved. No hearing was held.
- ▶ Amendment was adopted by Council on 8 April 2025 and lodged with DTP for approval.

Property Update

Yarra City Council endorsed the Property Strategy 2025–2030 in April 2025, setting a clear framework for how Council will manage its property portfolio over the next five years. The strategy is now being applied to all new property dealings and decisions to ensure our assets are managed transparently, equitably, and with maximum benefit to the community.

Work is also underway to embed the strategy across the organisation. This includes assessing current property use, reviewing leases and licences, and identifying opportunities to improve utilisation and community access. Where possible, changes are being implemented at the time of lease/licence renewals to minimise disruption. Council is committed to balancing compliance with the strategy while ensuring continuity of community services.

Council will be briefed in the coming months on the overall state of the property portfolio and the proposed way forward. Reports will also be brought to Council as required and where suitable, for key decisions as outlined in the strategy.

Statutory & Strategic Planning Services Review – Implementation

The service review for Statutory and Strategic Planning has been completed, and implementation is underway.

To the end of Q4 the following recommendations were implemented:

- ▶ Planning information sessions held in June for the community and consultants and applicants
- ▶ Business permits forum held in June
- ▶ Yarra website updates to improve engagement and information for the community, including:
 - How to improve energy efficiency for heritage buildings; and
 - How to lodge guides for different types of planning permit applications

Statutory Planning – expired permits

Council has commenced reporting on the number of extensions granted to existing planning permits, as well as on the number of new dwellings that were approved under those planning permits.

The purpose of sharing this information is to draw attention to the many live planning permits that have not been acted upon to date, which could contribute to housing supply in the City of Yarra.

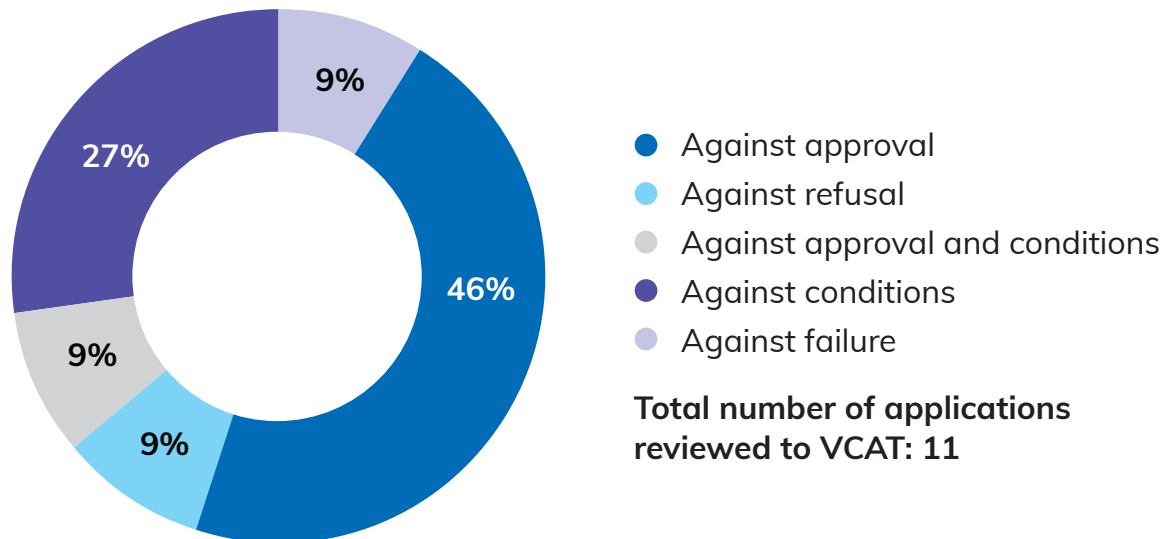
In Q4, Council granted 63 extensions to planning permits (202 new dwellings were approved under the permits extended).

Statutory Planning – VCAT Activity

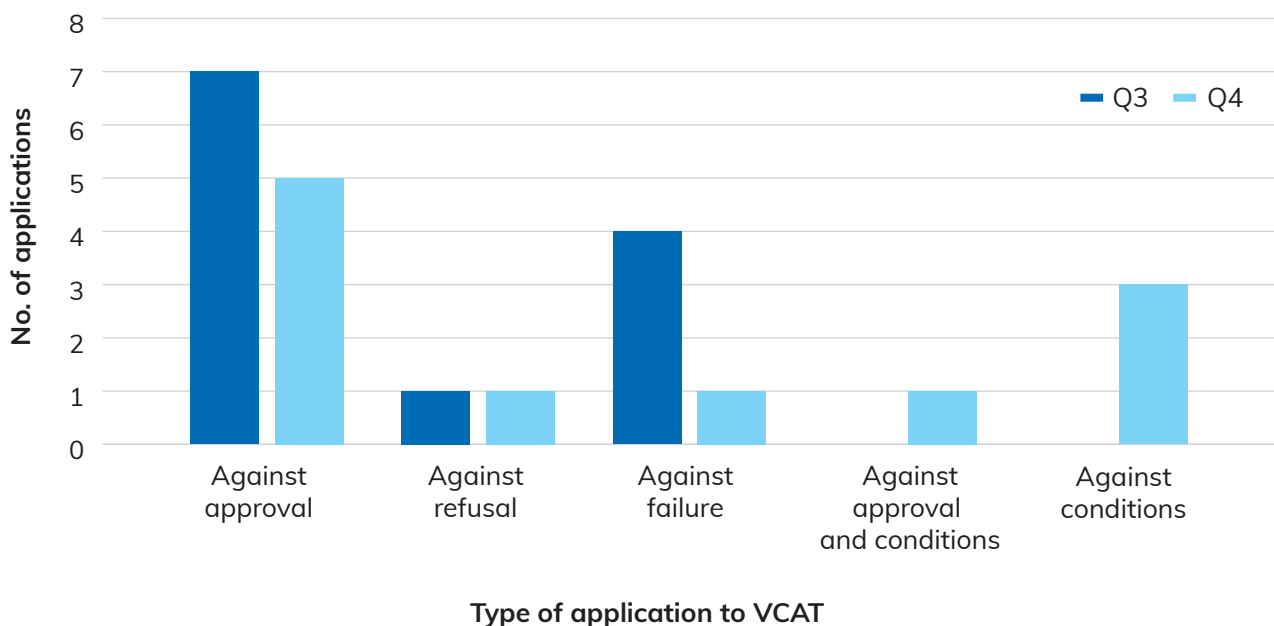
Appeals in Fourth Quarter of 2024-2025

There were 11 applications that were reviewed to the Victorian Civil and Administrative Tribunal (VCAT) in the fourth quarter of 2024-2025, 1 less application than the third quarter of 2024-2025.

Type of application to VCAT in Fourth Quarter of 2024-2025



Comparison of applications lodged with VCAT in Quarter 3 of 2024-2025 and Quarter 4 of 2024-2025



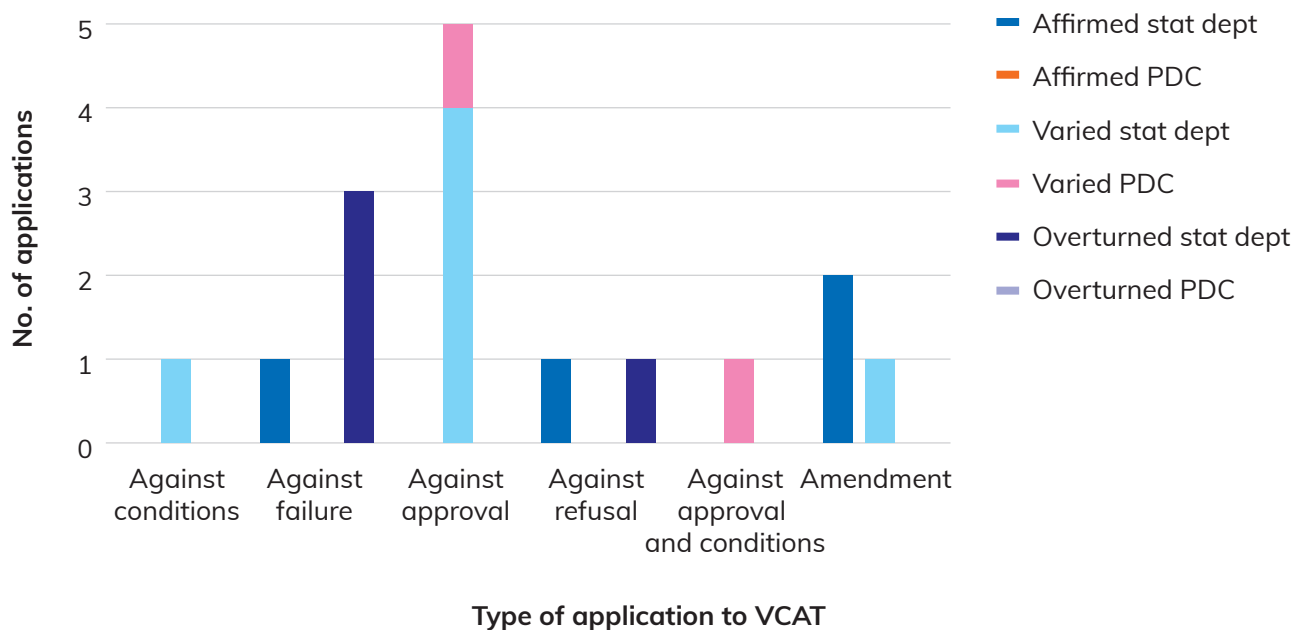
When comparing the type of applications reviewed with VCAT in the fourth quarter of 2024-2025 with the previous quarter, in the fourth quarter of 2024-2025 there were:

- ▶ 2 less applications 'against approval';
- ▶ the same number of applications 'against refusal';
- ▶ 3 less applications 'against failure';
- ▶ 1 more application 'against approval' and 'against conditions'; and
- ▶ 3 more applications 'against conditions'.

The number of applications for review against Council's failure to determine the application within the prescribed time in the fourth quarter equates to 9% of all applications reviewed to VCAT in the quarter (total 1 application). This is 3 less applications than the previous quarter whereby failure to determine applications equated to 33% of all applications reviewed.

The graph below shows the type of applications determined by VCAT in the fourth quarter of 2024-2025 and whether Council's decision was affirmed, varied or overturned. A total of 16 decisions were made by the Tribunal, plus 1 application was remitted back to Council.

VCAT decisions in Quarter 4 of 2024-2025



Total number of VCAT decisions: 16

Of the 16 VCAT Decisions in Quarter 4 of 2024-2025, there were:

- ▶ 4x Statutory Department decisions affirmed;
- ▶ 8x Statutory Department decisions varied and 2x PDC decisions varied; and
- ▶ 4x Statutory Department decisions overturned.

The graph below shows whether the VCAT decisions were via the consent of the parties.

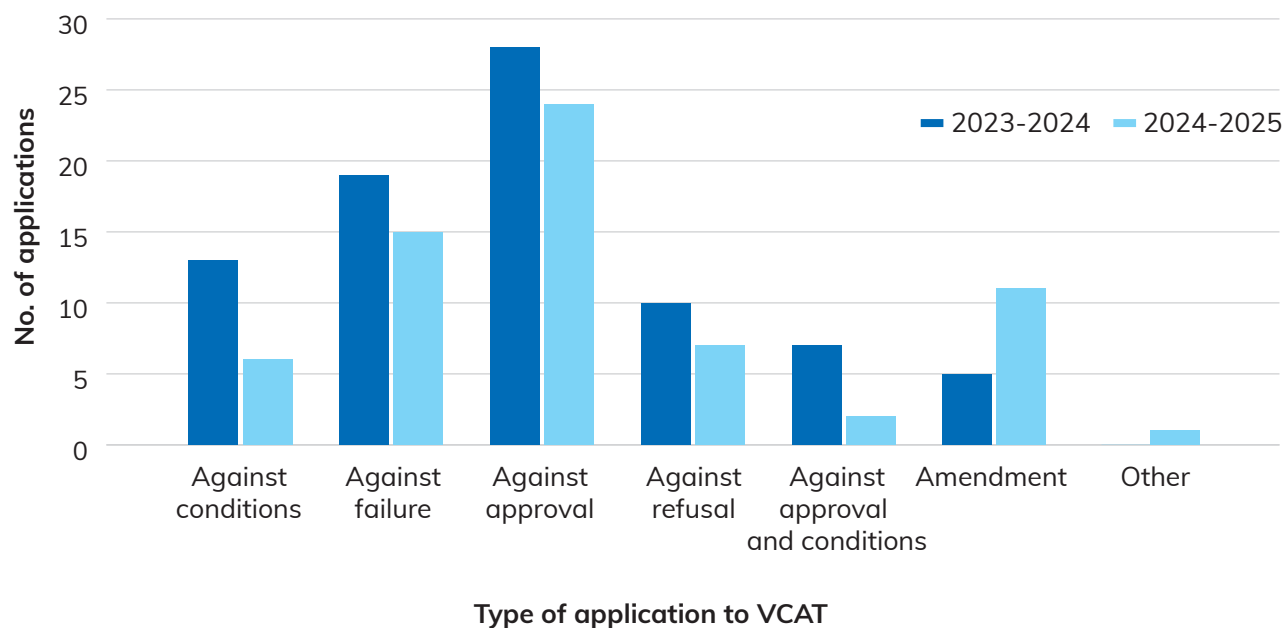
Of the 16 VCAT Decisions in Quarter 4 of 2024-2025, 10 decisions (62.5%) were via the consent of the parties.

Appeals in Financial Year 2024-2025

There were 66 applications that were reviewed to VCAT in the financial year 2024-2025, 16 less applications than the previous financial year of 2023-2024

Total number of applications reviewed to VCAT: 66

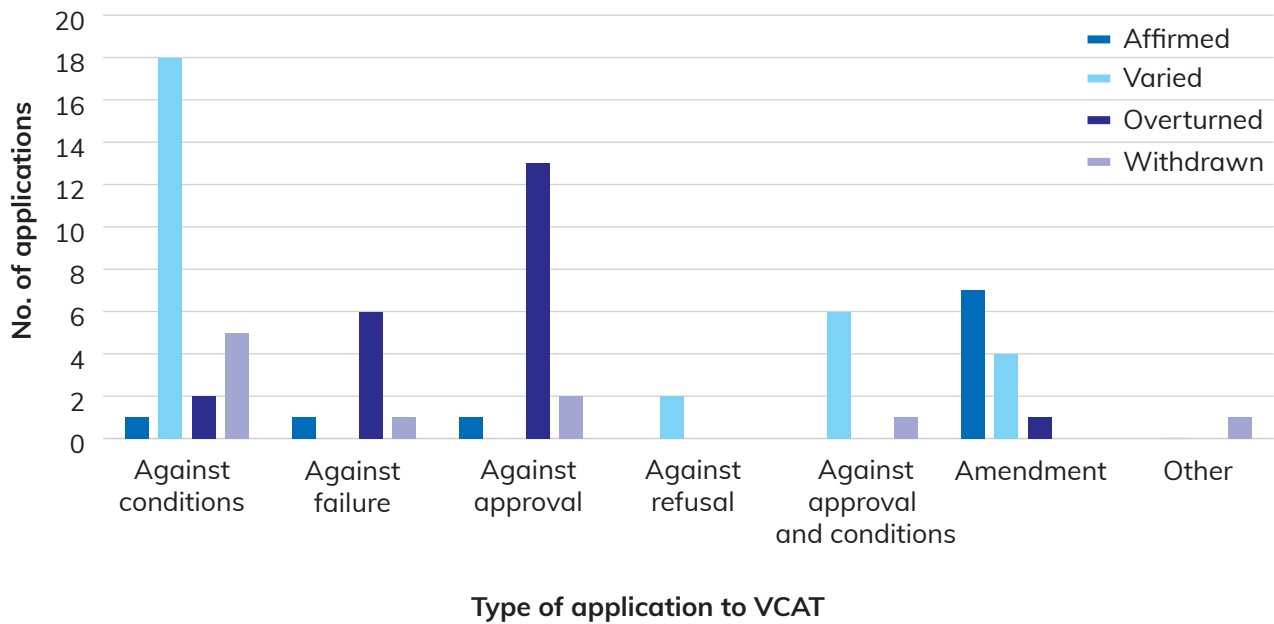
Comparison of applications lodged with VCAT in Financial Years 2023-2024 and 2024-2025



The number of applications for review against Council's failure to determine the application within the prescribed time in the financial year 2024-2025 equates to 21% of all applications lodged (total 14 applications), which is 5 less applications compared to the previous financial year.

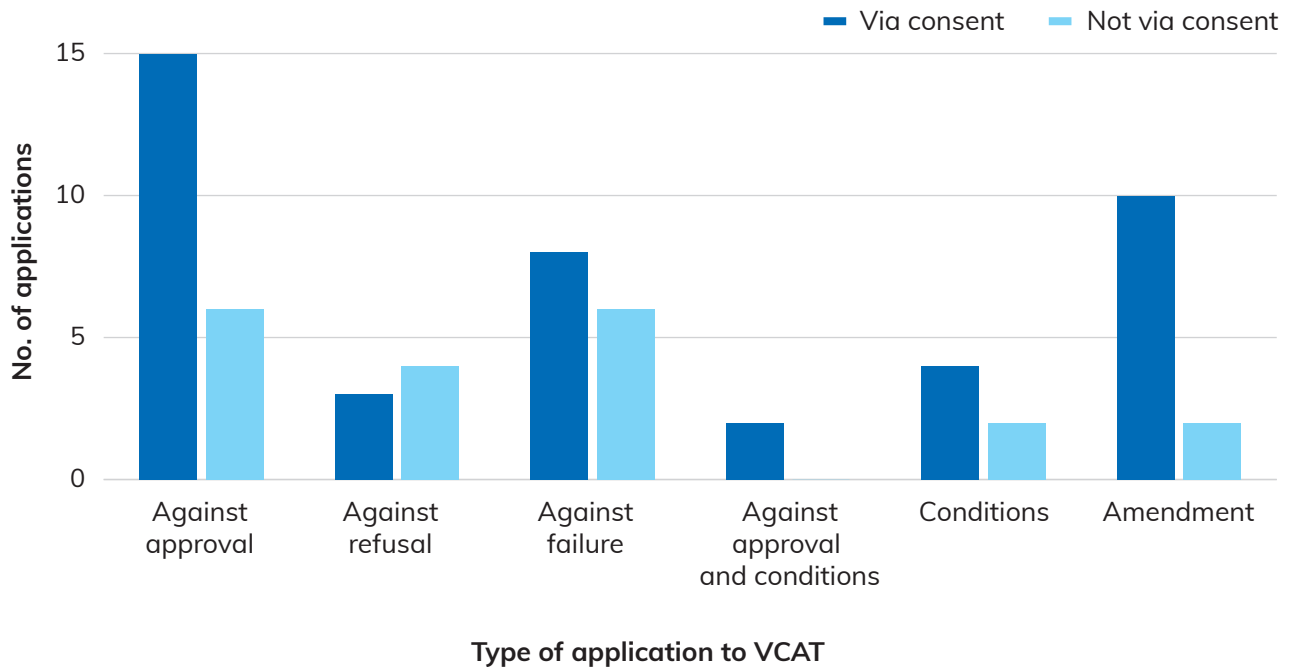
In the financial year 2024-2025, a total of 62 decisions were made by the Tribunal, plus 10 applications were withdrawn as shown in the graph below.

VCAT decisions in Financial Year of 2024-2025



The graph below shows whether the VCAT decisions were via the consent of the parties. Of the 62 decisions in the financial year 2024-2025, 42 decisions (68%) were via the consent of the parties.

VCAT decisions in Financial Year 2024-2025

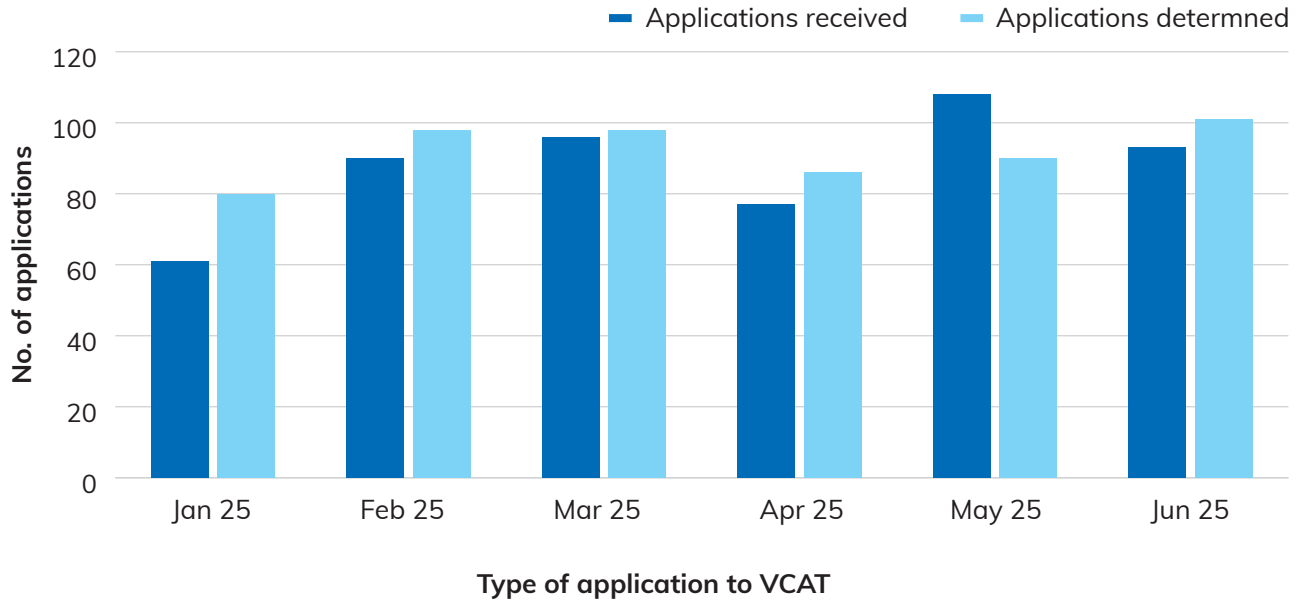


In summary, the financial year 2024-2025 has seen the total number of applications reviewed to VCAT (66) reduce by 16 applications compared to the previous financial year.

Statutory Planning Activity

During Q4, Council received 278 applications and determined 277.

Q3 and Q4 Number of applications received and determined per month



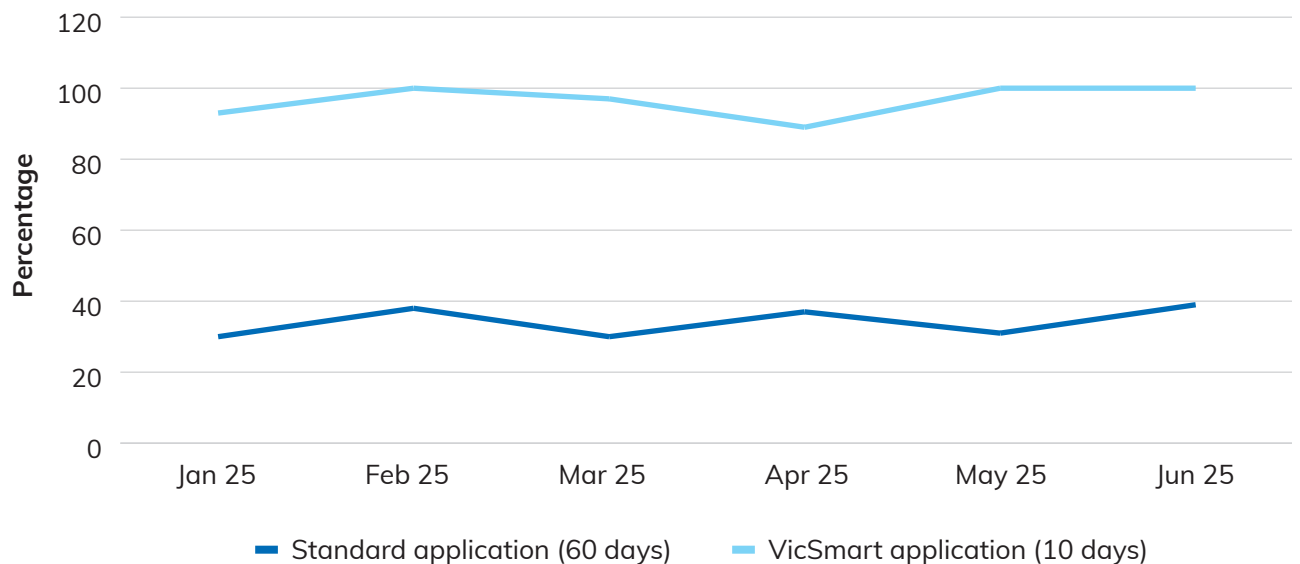
Timeframes

Council has two types of applications:

- ▶ Standard applications – 60 day statutory timeframe
- ▶ VicSmart applications – 10 business day timeframe

During Q4, Council determined 35% of its Standard applications within the 60-day timeframe and 96% of its VicSmart applications within the 10 business day timeframe.

Q3 and Q4 Determination timeframes as a percentage



5

Strategic objective 5: Transport and movement

Car Share

Yarra currently has a total of 173 car share bays across the City. This does not include car share bays situated on private property.

Council recently opened up new applications for additional car share bays and a total of 35 new car share applications were received by Council across the various suburbs.

Of these 35, 25 applications are currently undergoing assessment. Ten applications based on their location were determined to not be appropriate and new proposed sites have been requested from the car share providers.

Current Status of Applications In Progress

The 25 applications currently progressing are waiting for the installation of signage before the car share bays can become operational.

As part of Council's processes, notification letters are sent to surrounding properties, to date minimal objections to the proposed car share bay locations have been received. It is anticipated that some of the 25 spaces will be approved with some locations currently being reassessed to find more suitable alternatives where possible.

The table below shows the distribution of the 25 space across the municipality.

Number received by suburb		
Abbotsford	4	16%
North Richmond	8	32%
Collingwood	6	24%
Central Richmond	2	8%
Carlton North/Princes Hill	1	4%
Clifton Hill	1	4%
Fitzroy	2	8%
Fitzroy North	1	4%
TOTAL	25	

We anticipate that 25 new car share bays will be operational within Quarter 1 of the 25/26 financial year.

This will bring the total number of car share bays across the municipality to 198.



Road Safety Improvements

In Quarter 4, Council delivered several treatments to help improve road safety and accessibility for people driving, walking and cycling around Yarra. These treatments seek to manage vehicle speeds and provide safer crossing facilities for pedestrians and cyclists. All projects were managed to maintain access and minimise disruption to nearby residents and businesses.

The treatments delivered included:

- ▶ Drummond Street and Park Street, Carlton North – new kerb extensions and construction of a raised pedestrian crossing on Park Street. These treatments were identified as part of the Carlton North Local Area Place Making study and were externally funded by the Victorian Government as part of the Safe System Pedestrian Infrastructure Program.
- ▶ St Georges Road, Fitzroy North – improvements to the signalised pedestrian crossing at the Capital City Trail with the widening and painting of the shared path at this location.
- ▶ Alfred Crescent, Fitzroy North – new priority crossing for pedestrians and cyclists at the Inner Circle Rail Trail crossing with kerb realignments, bike lane markings, and lighting upgrades to enhance visibility.
- ▶ Wellington and Johnston Streets, Collingwood – intersection resurfacing and the addition of concrete bike lane separators and detector loops to improve safety for all road users.
- ▶ Lucerne Crescent and View Street, Alphington – reconfiguration of the intersection to provide clearer priority for road users, with additional intersection resurfacing to address road pavement cracking and uneven surfaces.
- ▶ Como Street, Alphington – installation of new road humps to manage vehicle speeds as per the endorsed 2025 Road Safety Study undertaken in Alphington.





Strategic objective 6: Democracy and governance

Acquittal of Council resolutions

Council Meetings are the decision-making forum constituted under the Local Government Act 2020 where Councillors come together as a Council and are responsible for making decisions on behalf of the community.

Meetings are conducted in accordance with the *Local Government Act 2020* and *City of Yarra Governance Rules*.

Council decisions are made at meetings of the Council. These decisions are made by a resolution of the Council and actions are assigned accordingly.

This table shows a record of the Council resolutions for Quarter 4 of 2024/2025 financial year. Open resolutions are those where there are still actions that are currently in progress to be implemented.

The total number of resolutions refers to the tally of resolutions from Council meetings during the quarter.

Council Resolutions between 1 April – 31 June 2025

Total number of resolutions allocated	Open resolutions – June	Open resolutions – May	Open resolutions – April	Total number of Open resolutions	% of open resolutions
52	5	5	9	19	36%



Advocacy Action Plan

Advocacy continues to be one of Council’s most powerful tools for delivering real outcomes for our community. Through our yearly Victorian Budget submission, applications to State and Federal grants processes and direct advocacy to key decision makers, we have secured:

- ▶ **\$3.7 million** from the Federal Government through Peter Khalil MP **for the revitalisation of Linear Park**, spanning Princes Hill, Carlton North and Fitzroy North, enabling upgrades to the playground, park furniture and native landscaping.
- ▶ **\$314,000** from the Victorian Government Budget 2025/26 to the **Richmond Youth Hub**, a service which provides empowering opportunities for youth leadership, creativity and social connection in the heart of North Richmond.
- ▶ **\$200,000** from the Victorian Government Budget 2025/26 for the delivery of **a new all-weather synthetic futsal court** on the Atherton Reserve in Fitzroy.

- ▶ **\$165,000** from the Victorian Government Budget 2025/26 to **The Learning Bank**, a fixture on Victoria Street, driving local economic revitalisation, inclusion and community learning.
- ▶ **\$397,881** through the Victorian Government’s 100 neighborhood batteries program for **installation of 300kWh community batteries** at four Council facilities in Fairfield, Alphington and Fitzroy North.

Regular meetings have been held with key Federal and State MPs and Ministers. These provide an opportunity for local issues to be advanced and resolved, and the community’s advocacy priorities to be pursued. Ministerial meetings have been held with the Victorian Ministers for Housing, Environment, Outdoor Recreation, Tourism, Sports and Major Events, Creative Industries, Multicultural Affairs, Mental Health, and Parliamentary Secretaries for Climate Action, Emergency Services, Renters and Women’s Health.

Submissions

We're working to ensure our community's interests are represented in key Victorian and Federal Government decisions. One of the main ways we do this is via official Federal and State feedback channels for Parliamentary Inquiries and community consultations. By making these submissions, we can ensure that the specific circumstances facing our community are considered by other levels of government.

In the past six months Yarra has lodged submissions to the:

- ▶ **Victorian Parliamentary Inquiry into the redevelopment of Melbourne's public housing towers**, urging the Victorian Government to fully assess the condition and redevelopment potential of each tower before proceeding with works.
- ▶ **Victorian Parliamentary Inquiry into the cultural and creative industries in Victoria**, providing a range of advice to revitalise Victoria's creative sector.
- ▶ **Draft 30-Year Infrastructure Victoria Strategy**, highlighting the importance of housing growth being matched by State and Federal Government investment in infrastructure and services.
- ▶ **Parliamentary Inquiry into Victoria Planning Provisions amendments (VC257, VC267 and VC274)**, emphasising proper community consultation for the amendments is essential to ensure trust from the community.
- ▶ **Building Electrification Regulatory Impact Statement**, advising a reduction in the number of proposed exemptions to result in higher emissions reductions, cost savings and health benefits.

Four Council notices of motion were passed at the Municipal Association of Victoria (MAV) State Council in May 2025. These called for State Government action on community safety, fire and safety regulations, removal of graffiti and upgrading stormwater infrastructure.

Following sustained Council advocacy, the speed limits on two more major roads, Lygon Street and Burnley Street, have been reduced to 40km per hour.

In 2025, Council has also been advocating for State Government action to:

- ▶ Improve stormwater infrastructure to prepare for potential flooding events.
- ▶ Release under-utilised state land to increase community access to open space.
- ▶ Improve its maintenance of arterial roads.
- ▶ Reduce red tape to enable Councils to act faster on better managing traffic and improving safety on local streets.

In March, Council welcomed the Federal Minister for Climate Change and Energy, the Hon. Chris Bowen MP, and the Federal Member for Cooper the Hon. Ged Kearney MP to the Collingwood Leisure Centre to see first-hand how \$2.9 million in Federal Government funding will reduce the Centre's emissions in the order of 400 tonnes a year.

The Member for Cooper also visited Yambla Pavilion at Quarries Park in April, where a federal grant of \$2.25 million will enable the pavilion to be rebuilt into modern facilities that will cater for people of all abilities and the wider community.

Citizenship ceremonies

Yarra is a proud culturally diverse community and Citizenship Ceremonies celebrate this diversity.

In Yarra, 1 in 5 residents speak a language other than English at home with almost 30 per cent of our residents born overseas. It is our strong belief that our multiculturalism is central to what makes our City a vibrant place to live, work, and visit. At Yarra we work hard to make sure that our City is a place where all people feel welcome regardless of their race, culture, religion, or language.

We acknowledge the City of Yarra stands on the traditional lands of the Wurundjeri, and a place of special significance for the broader Aboriginal community.

The City of Yarra welcomed 77 new citizens at a ceremony at Collingwood Town Hall in April 2025. No further citizenship ceremonies were held from April to June.

Community Engagement Policy Action Plan

In quarter four, a key highlight has been the successful completion of the 2025-29 Council Plan, Community Vision Reflection and Update, and Financial Plan stage 3 engagements in conjunction with the draft Budget 2025/6 engagement. This included consulting with our diverse community at nine in-person pop-up sessions and targeted drop-in sessions and having conversations with more than 120 people, including our underrepresented communities. The draft Council Plan and draft Community Vision Reflection and Update were available in five languages other than English to ensure the documents were accessible and inclusive.

Hearing of Feedback sessions were also held at the start of June where participants were provided with the opportunity to speak to their responses on the 2025-29 Council Plan, Community Vision Reflection and Update, Financial Plan and draft Budget 2025/26.

We also started the engagement of our draft Domestic Animal Management Plan where pet owners, non-pet owners and animal lovers have been invited to share their feedback on the draft Domestic Animal Management Plan to help us manage dogs and cats in Yarra.



Financial Report

Council's Quarter Four financial performance reflects our ongoing commitment to prudent financial management and the responsible delivery of the 2024-25 Annual Budget, in alignment with the Financial Sustainability Strategy.

Despite sector-wide challenges – including rate capping, rising service costs, and cost-shifting from other levels of government and tougher economic conditions in the construction industry, Council has achieved a favourable net result of \$33.5 million, \$18.3 million above budget.

This result is driven by a mix of unexpected revenue, deferred costs and revenue, and expenditure optimisation. While construction and planning fees remain below budget Council achieved permanent revenue increases through operational improvement and sustaining tight control over project management and human resources.

Key realised contributors include:

- ▶ **\$2.5 million** increase to statutory fees and fines
- ▶ **\$3.4 million** in additional capital grants driven by Council's investment of grant advocacy for road safety and other capital projects
- ▶ **\$2.2 million** increase in other income due to prudent cash collection and sustained higher-than-expected interest earnings
- ▶ **\$0.8 million** favourable to budget employee costs
- ▶ **\$1.2 million** decrease in tipping fees, weed management and other costs

Key timing contributors include:

- ▶ **\$3.2 million** increase in operating grants largely to the advance payment of the 2025-26 recurrent grant from the Victorian Local Government Grants Commission (\$1.6 million) plus \$1.6 million in carried-forward operating grants from 2024-25
- ▶ **\$4.6 million** deferral of ERP project costs

Rates collection has continued to improve over the last 3 years, strengthening our cash position. As of 30 June, Council holds \$122.24 million in cash, including \$25.96 million in borrowings. With investment returns currently exceeding loan interest costs, Council has opted to retain borrowings to maximise value.

Council remains focused on long-term sustainability while delivering essential services and infrastructure for our growing community.

Table 1. Financial Performance

Income Statement Item	2024-25 Budget \$000's	30 June Actuals \$000's	Variance Fav/(Unfav) \$000's	Variance Fav/(Unfav) %
Employee Costs	103.31	102.51	0.81	8
Materials & Services	95.49	87.09	8.40	10
Net result	15.19	33.49	18.31	54.66

The above table demonstrates that actual employee costs are 8% lower, and materials and services are 10% lower than budgeted. As a result, the actual operating surplus for 30 June 2025 is \$18.31m favourable to budget.

Table 2. Cash Performance

Income Statement Item	2022-23 Budget \$000's	2023-24 Budget \$000's	2024-25 Budget \$000's
Unrestricted Cash	4.72	20.11	38.78
Gap to Outstanding Loan Balance	-34.45	-10.39	12.81

Unrestricted cash has also improved significantly with the amount increasing by over four (4) times in the last two financial years. This is after accounting for \$14 million transferred to the newly created Strategic Growth and Risk Mitigation reserves as per Council's Financial Sustainability Strategy.

There is no change to the overall financial sustainability risk rating as budgeted.

Comprehensive Income Statement

Income Statement	Annual Budget \$M	Annual Actuals \$M	Annual Variance To Budget \$M	Annual Forecast March \$M	Annual Variance To Forecast \$M
Revenue from ordinary Activities					
Rates and charges	139.3	140.8	1.5 —	140.0	0.8 —
Statutory fees and fines	38.8	41.3	2.5 —	38.7	2.7 —
User Fees	35.6	33.3	(2.3) —	32.2	1.2 —
Grants – Operating	18.8	22.0	3.2 ▲	20.1	1.9 —
Grants – Capital	2.8	6.2	3.4 ▲	5.6	0.6 ▲
Contributions – Other monetary	6.9	4.5	(2.4) ▼	7.1	(2.6) ▼
Reimbursements	0.4	1.1	0.8 ▲	1.3	(0.2) ▼
Other Income	3.9	6.1	2.2 ▲	5.1	1.0 ▲
Net gain/(loss) on disposal	0.3	1.1	0.8 ▲	0.9	0.2 ▲
Total Revenue	246.7	256.5	9.8 —	251.0	5.5 —
Expenses from ordinary activities					
Employee Costs	103.3	102.5	0.8 —	101.8	(0.7) —
Materials and services	95.5	87.1	8.4 —	90.5	3.4 —
Depreciation & Amortisation	25.5	27.0	(1.5) —	26.8	(0.2) —
Amortisation – right of use assets	1.2	0.9	0.3 ▲	1.1	0.2 ▲
Bad and doubtful debts	4.2	3.8	0.4 —	3.2	(0.6) ▼
Borrowing costs	0.8	0.8	– —	0.8	(0.0) —
Interest Exp – Leases	0.2	0.2	0.1 —	0.2	(0.0) —
Other expenses	0.8	0.7	0.1 —	0.7	0.0 —
Total expenses	231.5	223.0	8.5 —	225.1	2.1 —
Net Result	15.2	33.5	18.3 ▲	25.9	7.6 ▲

*Draft financial results, subject to audit by the Victorian Auditor-General's Office (VAGO) and require certification by Council and VAGO. The final certified result will be subject to any changes, recommended by the Council's auditors.

Summary Quarter Four Actuals to Forecast

Council has delivered a positive actual to forecast net result of \$7.6 million.

This stronger-than-expected outcome is due to a mix of income and cost savings across several areas. These include:

Revenue

- ▶ **\$2.7 million** in statutory fees and fines due to unpredicted increase in infringement notices and parking meter fees
- ▶ **\$1.2 million** in a rebound from construction fees unpredicted for the last quarter
- ▶ **\$1.6 million** of operating grants for 2025-26 that were received in advance from the Victorian Local Government Grants Commission
- ▶ **\$1.0 million** higher interest income from term deposits due to sustained high interest rates.

There was a drop in open space contributions of almost **\$2.6 million** to forecast.

Expenses

- ▶ **\$2.6 million** deferral of investment relating to the ERP project
- ▶ **\$1.0 million** reduced spending on consultants, and engineering and technical services

There was however an increase in the provision for doubtful debts compared to the Q3 forecast due to the increase level of infringement notices in the last quarter of the year.

Summary Quarter Four Actuals to Budget

The full year net result of \$33.5 million, an increase of \$18.3 million to budget, is primarily split between timing factors (\$7.8 million primarily in operating grants and ERP deferral) and improved operational application on project management and human resources, holding costs in materials and services, and treasury management (\$10 million realised).

Despite significant decreases in construction and statutory planning income and open space contributions, Council has delivered a favourable net result that underpins its commitment to the Financial Sustainability Strategy (FSS).

In accordance with the FSS, Council will transfer cash to the risk mitigation and strategic growth cash reserves in anticipation of defined superannuation scheme calls, investment in information technology and an enhanced capital works programs to occur during the period of the new Council Plan 2025-2029. This strategy will ensure Council has planned for the significant increase in population to occur as predicted by the Australian Bureau of Statistics.

Variance analysis is prepared based on a comparison of Year to Date (YTD) actuals and YTD budget and YTD actuals to the Quarter three forecast (forecast).

Full year actual results to full year budget are favourable by \$18.3 million, and full year actual to forecast is \$7.6 million favourable. These results are driven by the following:

Revenue

a) Rates and Charges

Performance is favourable to budget by \$1.488 million, includes higher income from supplementary valuations (\$0.715 million) and interest charged on rates arrears without payment plans (\$1.375 million).

b) Statutory Fees

Performance is better than budget by \$2.518 million. The favourable variances include \$1.174 million from Parking Meter Income, \$0.996 million from Parking Infringement revenue, and \$0.348 million from Parking Permits.

c) User Fees

The unfavourable variance is due to lower-than-expected revenue in Construction (-\$0.939 million) and Statutory Planning fees (-\$0.721 million), reflecting a slowdown in the construction industry. Children's Services are also unfavourable by (-\$0.289 million), as a higher proportion of families are receiving higher Centrelink subsidies. This is driven by family income levels, where lower incomes result in families paying less in fees.

d) Grants – Operating

The favourable variance in operating income is primarily due to unbudgeted grant income of \$1.03 million carried over from 2023-24 and recognised in 2024-25, and an early payment of the 2025-26 financial assistant grants from VLGGC (\$1.607 million).

Additionally, grants in Children's Services are favourable to budget by \$0.825 million, driven by the mix between fees and subsidies being different than initially budgeted.

e) Grants – Capital

The favourable variance to budget is related to two TAC Grants totalling \$2.496 million for road safety projects, and an unbudgeted grant of \$1.179 million for the Yambla Street Pavillion project.

f) Contributions – Other Monetary

The unfavourable variance to budget is primarily driven by the lower than anticipated Open Space Contributions (-\$2.729million). This has been partially offset by higher-than-budgeted DCP Contribution (\$0.152 million) and unbudgeted contributions from e-scooter companies (\$0.150 million).

g) Other Income

The favourable variance to budget is driven by interest income from term deposits (\$1.739 million) due to higher than budgeted deposits and higher than budgeted interest rates. Additionally, income from recycling is favourable by \$0.256 million driven by the Container Deposit Scheme.

h) Net gain on disposal of assets

The net gain on disposal of assets is favourable to budget due to proceeds from the sale land - 432 Smith Street (\$0.670 million), Best Street (\$0.087 million) and the sale of motor vehicles.



Expenditure

i) Employee Costs

Performance is favourable to budget (\$0.805 million). Savings from vacant positions (\$5.262 million) were offset by higher-than-budgeted costs for casual employees (-\$2.758 million) and agency staff (-\$0.828 million) covering vacancies.

j) Materials & Services

Performance is favourable to budget by \$8.395 million.

a. Key drivers include:

- i. Timing differences in Digital and Technology Services (\$4.618m) mainly due to the ERP project commencing later than expected and

- ii. unspent operating budget of \$1.109m, as well as reduced tipping fees (\$0.425m) from lower tonnage, savings in insurance premiums (\$0.268m), and reduced weed management costs (\$0.426m) after rescinding a contract and resourcing the service internally.

k) Depreciation and amortisation

Unfavourable variance to budget due to an increase in depreciation costs of (-\$1.543m), primarily driven by revaluation adjustments and finalising information system project which was capitalised in June 2024.

Capital Works

As at 30 June 2025, actual expenditure was \$31.43 million, which represents 87% of the adopted budget and 93% of the final forecast projection of \$33.34 million. This is attributed to approved carry-forward of \$2.75 million for 13 projects, cancellation of Charlotte Street Park (\$1.84 million) and savings across the program.

Planned carry-forward is \$2.75 million and an increase from \$750,784 (2024-25), however still a substantial improvement on the prior two financial years of \$15.246m in 2022-23 and \$7.428m in 2023-24.

Financial Results Summary	Annual Budget \$'000	Annual Actuals \$'000	Annual Variance To Budget \$'000	Current Final Projection \$'000	Annual Variance To Projection \$'000
New asset expenditure	7,778	4,987	2,791	5,448	461
Asset renewal expenditure	19,042	18,737	305	19,768	1,031
Asset upgrade expenditure	9,369	7,707	1,662	8,124	417
Total capital works expenditure	36,189	31,430	4,759	33,340	1,910

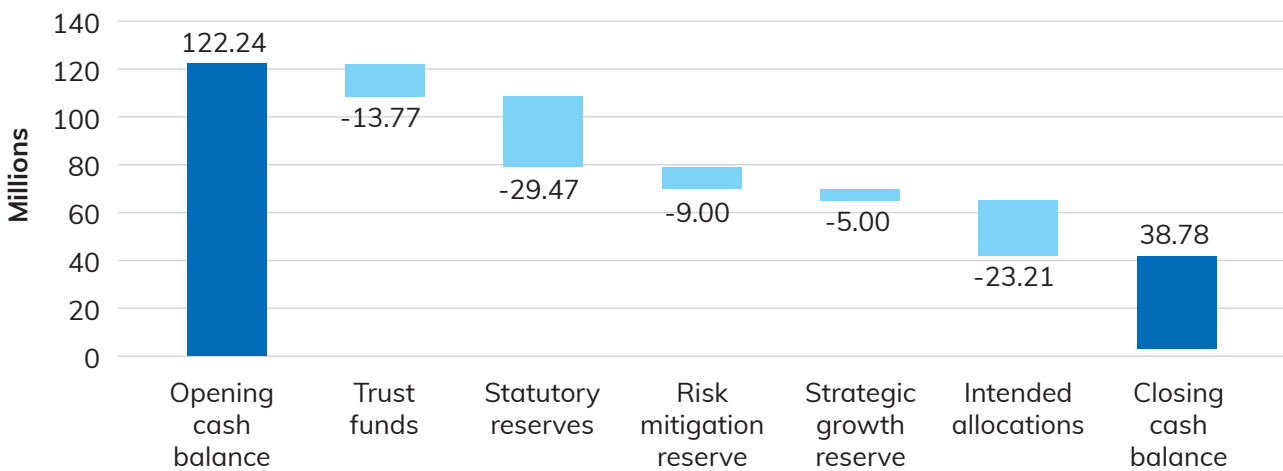
*Draft financial results, subject to audit by the Victorian Auditor-General's Office (VAGO) and require certification by Council and VAGO. The final certified result will be subject to any changes, recommended by Council's auditors.

Cash Position

Council has prudently managed debt arrangements to ensure value for the community. At the end of 2024-25, Council could choose to settle on borrowings. However, the interest rate for borrowings is 2.6%, while investments are currently earning greater than 4.5% return. A position to hold on to the current strategy means additional income earned on term deposits will offset decreases in revenue, which would not be possible if the Council repaid borrowings.

As at 30 June 2025, Council has total cash of \$122.24 million, of which \$25.96 million is funded by borrowings.

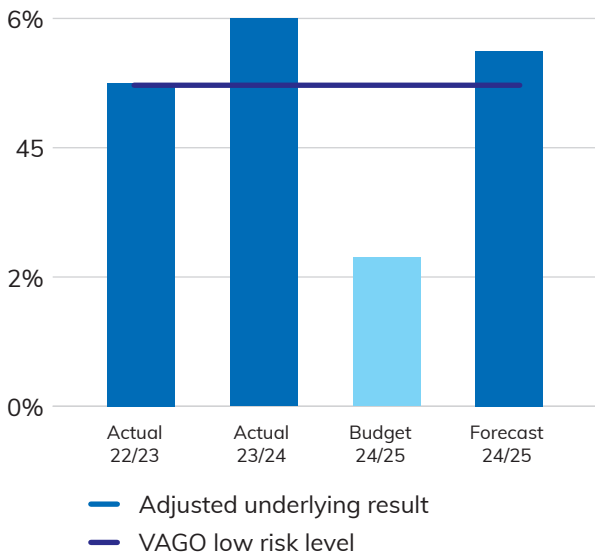
30 June 2025 Unrestricted Cash



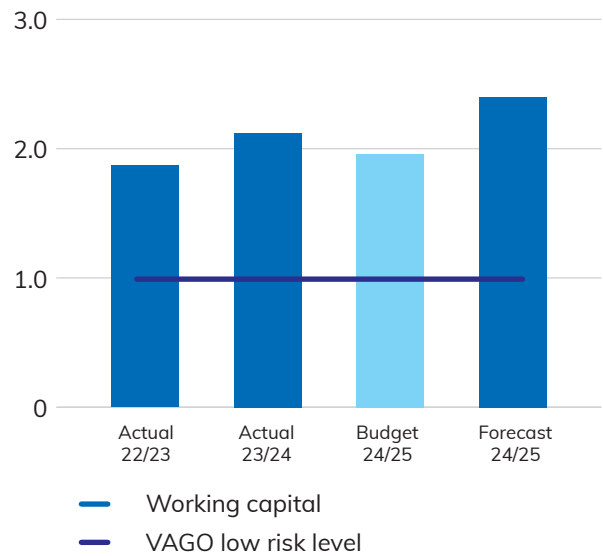
At 30 June 2025, Council has total cash of \$122.24m, of which \$25.97m is funded by borrowings. Unrestricted and unallocated cash position is \$38.78m, moving from \$20.11m as at 30 June 2024.

Financial Sustainability Ratios

Adjusted underlying result



Working Capital



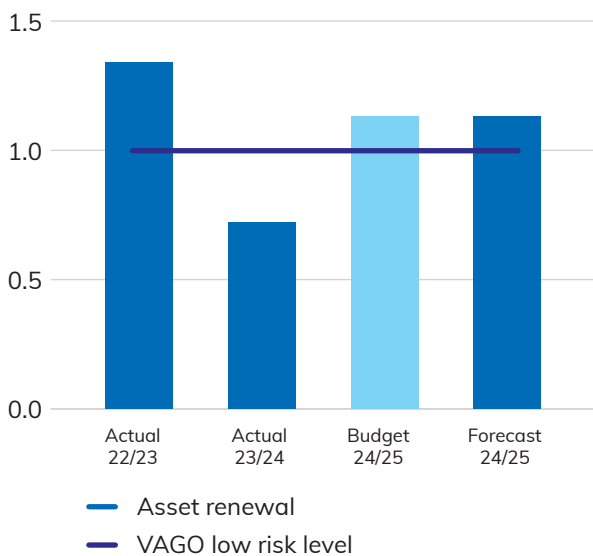
Adjusted underlying surplus (deficit) / adjusted underlying revenue

This ratio measures an entity's ability to generate its own cash. A positive result indicates a surplus, and the larger the percentage, the stronger the result. The result highlights Council's challenges in generating enough cash to fund future capital works without borrowing.

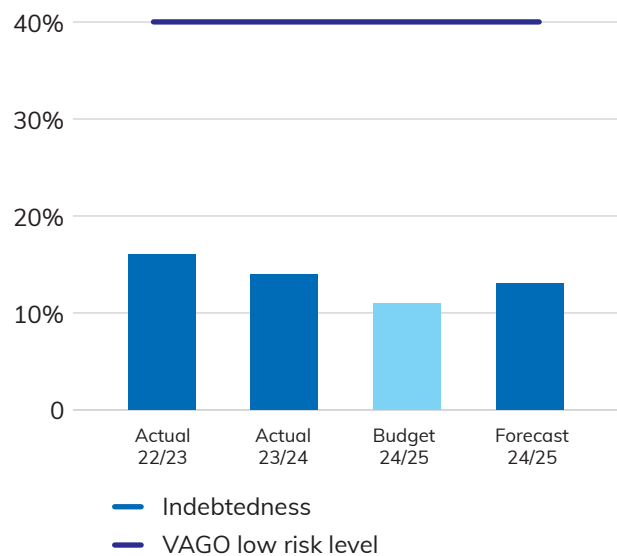
Current assets / current liabilities

Compares current assets to current liabilities, which provides a measure of the ability to pay existing liabilities in the next 12 months. This year's result expected to be in the low-risk range.

Asset renewal



Indebtedness



Renewal & upgrade spend / depreciation

Ratios higher than 1.0 indicate that spending on existing assets is faster than the depreciation rate. This year's result is expected to stay in the low-risk range.

Non-current liabilities / own-source revenue

Measures Council's ability to pay the principal and interest on its borrowings when they are due from the funds it generates. This year's result is expected to stay in the low-risk range.

Treasury Corporation of Victoria (TCV) Loan financial covenants

TCV loan requirements		Target	Current Month
Interest Cover	EBITDA/Interest Expense	> 2.0	71 ▲
Interest Bearing Loans	Interest Bearing Liabilities/ Own Source Revenue	< 60%	11.60% ▲

TCV financing is conditional upon Council maintaining a sustainable financial position when measured by the interest cover and interest bearing loans ratios. YTD results indicate that Council is meeting the minimum requirements. TCV loan requirements are well within target given limited borrowing compared to own source revenue and liability obligations.

Statement of Financial Position

Statement of Financial Position	YTD Actuals \$'000	30/06/24 Actuals \$'000	Movement Inc/(Mar) \$'000
Current assets			
Cash and cash equivalents	53,243	32,885	20,358
Trade and other receivables	37,166	32,466	4,699
Other financial assets	69,000	64,000	5,000
Inventories	77	217	(139)
Non-current assets classified as held for sale	–	–	–
Other assets	1,955	3,818	(1,863)
Total current assets	161,441	133,386	28,055
Non-current assets			
Investments in joint arrangements	5	5	–
Property, infrastructure, plant and equipment	2,028,454	1,970,172	58,282
Right-of-use assets	3,864	2,371	1,493
Total non-current assets	2,032,323	1,972,547	59,776
Total assets	2,193,764	2,105,934	87,830
Current liabilities			
Trade and other payables	15,289	12,418	2,871
Trust funds and deposits	17,598	15,354	2,244
Unearned income/revenue	10,981	13,276	(2,294)
Provisions	17,148	16,834	314
Interest-bearing liabilities	4,669	4,532	137
Lease liabilities	1,182	943	239
Total current liabilities	66,867	63,358	3,509

Statement of Financial Position	YTD Actuals \$'000	30/06/24 Actuals \$'000	Movement Inc/(Mar) \$'000
Non-current liabilities			
Other Liabilities	411	399	12
Provisions	1,330	1,222	108
Interest-bearing liabilities	21,299	25,968	(4,669)
Lease liabilities	2,829	1,543	1,286
Total non-current liabilities	25,870	29,133	(3,263)
Total liabilities	92,737	92,491	246
Net assets	2,101,027	2,013,443	87,584
Equity			
Accumulated surplus	681,219	666,372	14,847
Asset revaluation reserves	1,342,841	1,288,751	54,090
Other reserves	43,472	33,627	9,845
Surplus for the year	33,494	24,692	8,803
Total equity	2,101,027	2,013,443	87,584

*Draft financial results, subject to audit by the Victorian Auditor-General's Office (VAGO) and require certification by Council and VAGO. The final certified result will be subject to any changes, recommended by Council's auditors.

Statement of Cash flows

Statement of Cash Flows	YTD Actuals \$'000 Inflows (Outflows)	Annual Budget \$'000 Inflows (Outflows)	Annual Forecast \$'000 Inflows (Outflows)	Annual Variance \$'000 Inflows (Outflows)
Cash flows from operating activities				
Rates and charges	141,280	139,114	137,609	(1,505)
Statutory fees and fines	39,280	34,633	35,499	866
User fees	31,488	35,628	32,266	(3,362)
Grants – operating	19,693	18,298	20,751	2,453
Grants – capital	6,150	2,311	4,560	2,249
Contributions – monetary	4,505	6,879	4,617	(2,262)
Interest received	5,139	3,400	4,300	900
Trust funds and deposits taken/(repaid)	810	–	–	–
Other receipts	3,324	898	2,125	1,227
Net GST refund/(payment)	(226)	–	(736)	(736)
Payments to Employees	(102,086)	(103,314)	(95,449)	7,865
Payments to Suppliers	(87,510)	(94,984)	(88,320)	6,663
Net cash (used in) / provided by operating activities	61,847	42,864	57,222	14,358
Cash flows from investing activities				
Payments for property, infrastructure, plant and equipment	(31,212)	(36,219)	(32,340)	3,879
Proceeds from sale of property, infrastructure, plant and equipment	1,066	305	1,195	890
Payments for investments	(5,000)	–	–	–
Proceeds from sale of investments	–	–	–	–
Net cash used in investing activities	(35,147)	(35,914)	(31,145)	4,769

Statement of Cash Flows	YTD Actuals \$'000 Inflows (Outflows)	Annual Budget \$'000 Inflows (Outflows)	Annual Forecast \$'000 Inflows (Outflows)	Annual Variance \$'000 Inflows (Outflows)
Cash flows from financing activities				
Finance costs	(788)	(788)	(651)	137
Proceeds from Borrowings	–	–	–	–
Repayment of borrowings	(4,532)	(4,532)	(4,669)	(137)
Interest paid – lease liability	(161)	(185)	(160)	25
Repayment of lease liabilities	(862)	(1,246)	(1,081)	165
Net cash used in financing activities	(6,343)	(6,751)	(6,561)	190
Net increase in cash held	20,358	199	19,517	19,318
Cash at beginning of period	32,885	104,410	96,885	(7,525)
Cash at end of period	53,243	104,609	116,40	11,793

*Draft financial results, subject to audit by the Victorian Auditor-General's Office (VAGO) and require certification by Council and VAGO. The final certified result will be subject to any changes, recommended by Council's auditors.

Statement of Capital Works

Statement of Capital Works	YTD Budget \$'000	YTD Actuals \$'000	YTD Variance \$'000	Adopted Budget \$'000	Current Final Projection \$000	Annual Variance \$000
Property						
Buildings	9,674	9,372	302	9,674	9,989	(315)
Total property	9,674	9,372	302	9,674	9,989	(315)
Plant and equipment						
Plant, machinery and equipment	940	377	563	940	384	556
Fixtures, Fittings and Furniture	165	184	(19)	165	190	(25)
Computers and telecommunications	1,440	929	511	1,440	1,457	(17)
Library books	600	599	1	600	600	–
Total plant and equipment	3,145	2,088	1,057	3,145	2,631	514
Infrastructure						
Roads	8,041	9,414	(1,373)	8,041	9,328	(1,287)
Drainage	4,050	4,056	(6)	4,050	4,525	(475)
Waste management	270	19	251	270	40	230
Parks, open space and streetscapes	7,980	5,015	2,965	7,980	5,228	2,752
Other infrastructure	3,029	1,466	1,563	3,059	1,599	1,460
Total infrastructure	23,370	19,970	3,400	23,400	20,720	2,680
Total capital works expenditure	36,189	31,430	4,759	36,219	33,340	2,879

Statement of Capital Works	YTD Budget \$'000	YTD Actuals \$'000	YTD Variance \$'000	Adopted Budget \$'000	Current Final Projection \$000	Annual Variance \$000
Represented by:						
New asset expenditure	7,778	4,987	2,791	7,808	5,448	2,360
Asset renewal expenditure	19,042	18,737	305	19,042	19,768	(726)
Asset expansion expenditure	–	–	–	–	–	–
Asset upgrade expenditure	9,369	7,707	1,662	9,369	8,124	1,245
Total capital works expenditure	36,189	31,430	4,759	36,219	33,340	2,879

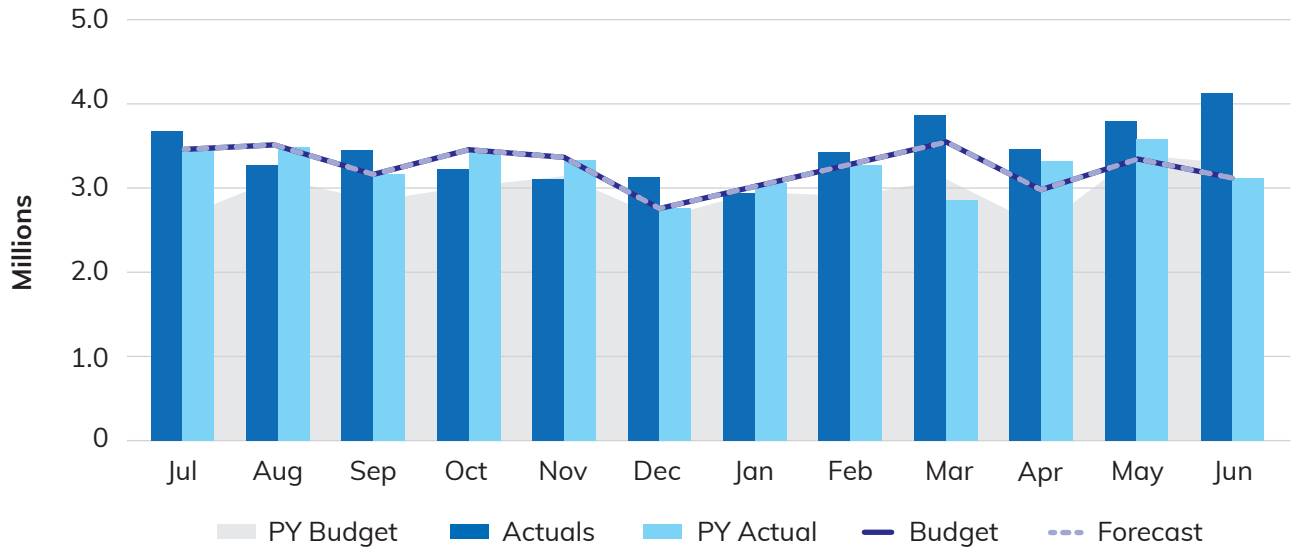
*Draft financial results, subject to audit by the Victorian Auditor-General's Office (VAGO) and require certification by Council and VAGO. The final certified result will be subject to any changes, recommended by Council's auditors.

Operating Performance

Statutory fees

Statutory fees greater than budget because of increased enforcement activity.

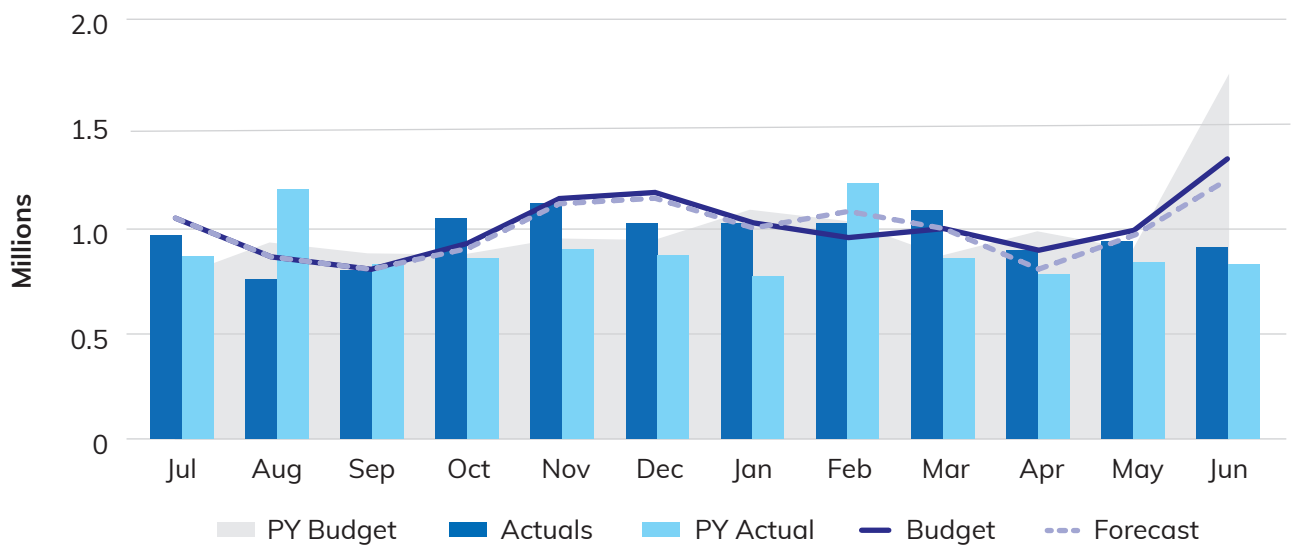
Parking fees and infringements



Recreation and Leisure Fees

Recreation and leisure income is less than budget due to decreased income from Learn to Swim and School programs.

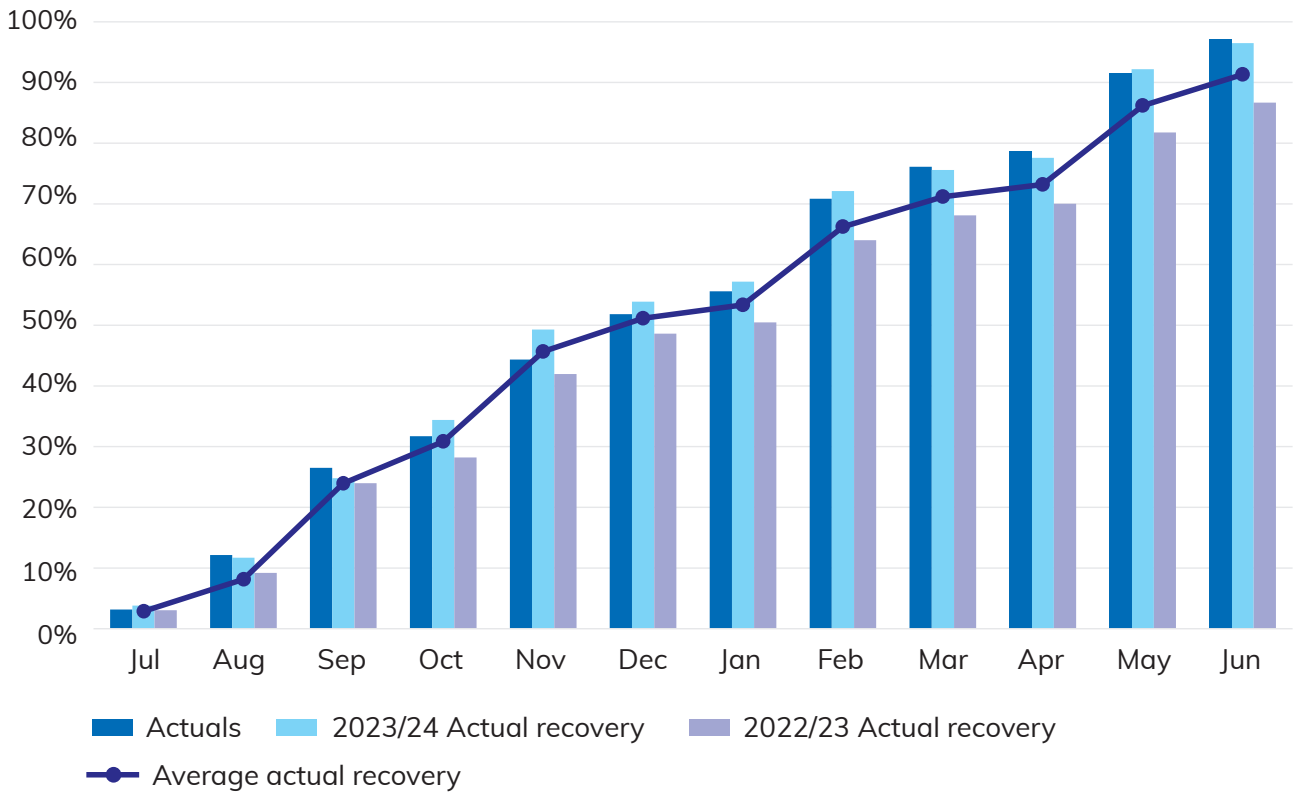
Recreation and Leisure Income



Rates Collection

The cash collections from rates is currently ahead of the average collections achieved in the last three years.

Rates collection by percentage of total rates raised (excluding arrears)



Parking Revenue

This report presents parking revenue data for the fourth quarter of financial year 2024/25. It is intended to provide stakeholders with an overview of parking revenue and identify any trends or patterns.

Parking revenue is broken down into two categories: paid parking and parking infringements.

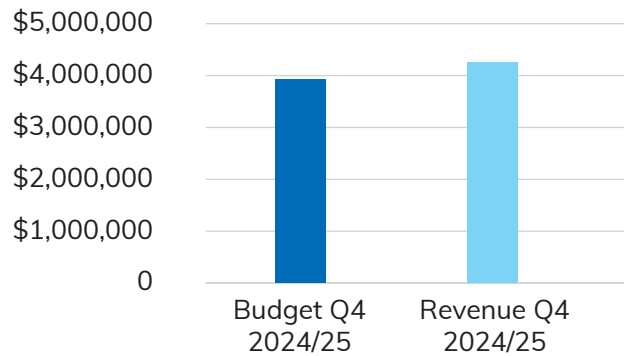
Paid parking revenue includes income generated from both pay-by-phone (PayStay) and meter payments made by drivers.

Q4 Overall Paid Parking Revenue

Total revenue received for Q4 24/25 increased by 8.43% compared to Q4 23/24. The graph below shows that the forecast revenue for Q4 was exceeded by 18.32%. Comparison of Q4 figures for 23/24 and 24/25 are shown below detailing total paid parking revenue for this Q4 increased by \$330,657.58 compared to the same quarter (Q4) at 2023/24:

- ▶ Q4 2023/2024: \$3,922,072.96
- ▶ **Q4 2024/2025: \$4,252,730.54**

Paid parking budget v revenue

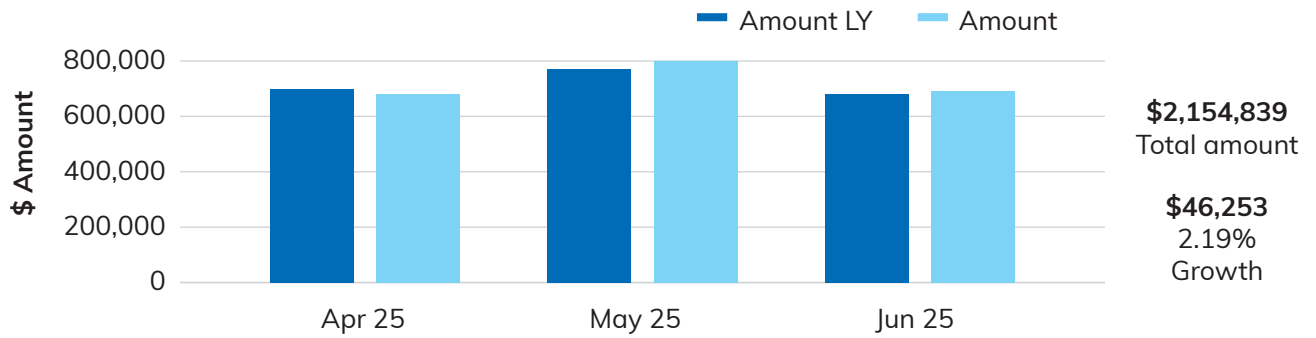


Q4 Paid Parking Meters

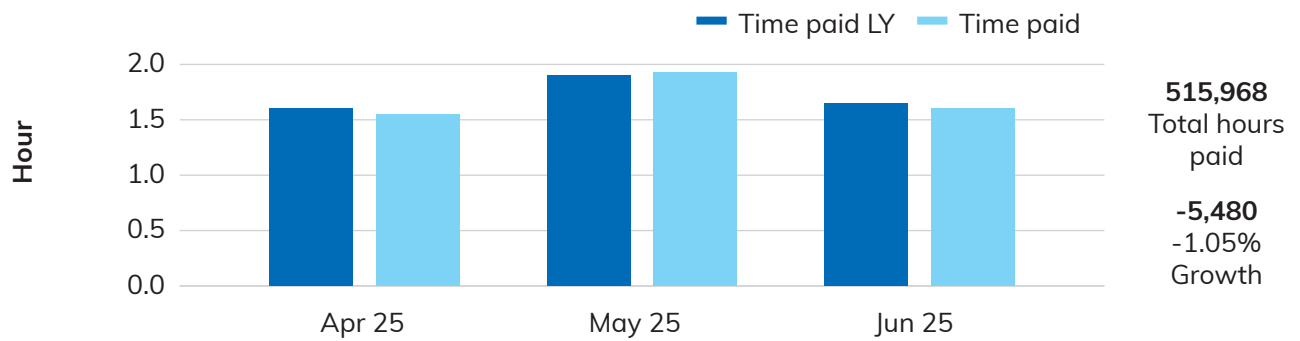
The table below shows the parking meter data including revenue and time paid (or length of stay). A total of 341,583 transactions occurred during Q4:

- ▶ Q4 2023/24 Meter Revenue: \$2,105,743.00
- ▶ Q4 2024/25 Meter Revenue: \$2,154,839.00

Sum of paid amount



Sum of time paid – hours

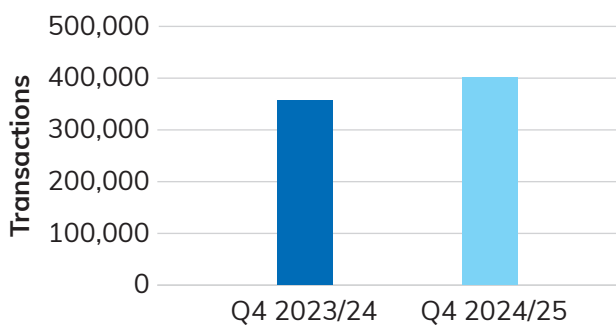


Q4 Paid Parking Pay by Phone

Pay by phone remains an active option for customers and the data continues to show an increase in the number of transactions when comparing Q4 23/24 to 24/25:

- ▶ Q4 2023/24 Pay by Phone Transactions: 357,750
- ▶ Q4 2024/25 Pay by Phone Transactions: 400,742

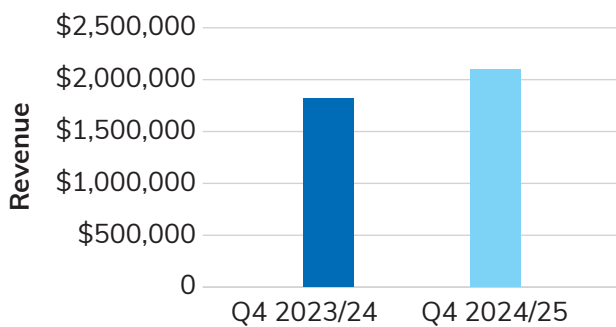
Pay-by-phone transactions



Revenue generated by pay by phone also shows an increase when comparing Q4 23/24 to 24/25:

- ▶ Q4 2023/24 Pay by Phone Revenue: \$1,816,329.96
- ▶ Q4 2024/25 Pay by Phone Revenue: \$2,097,891.54

Pay-by-phone revenue

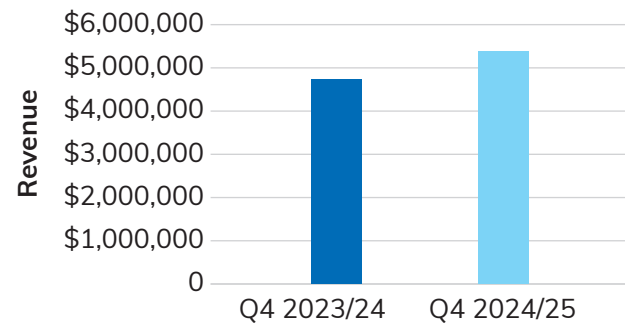


Q4 Parking Infringement Revenue

Revenue from infringements issued during Q4 shows an increase when comparing Q4 23/24 to 24/25:

- ▶ Q4 Infringement Revenue 2023/2024: \$4,733,067.00
- ▶ Q4 Infringement Revenue 2024/2025: \$5,372,090.00

Revenue from infringements issued

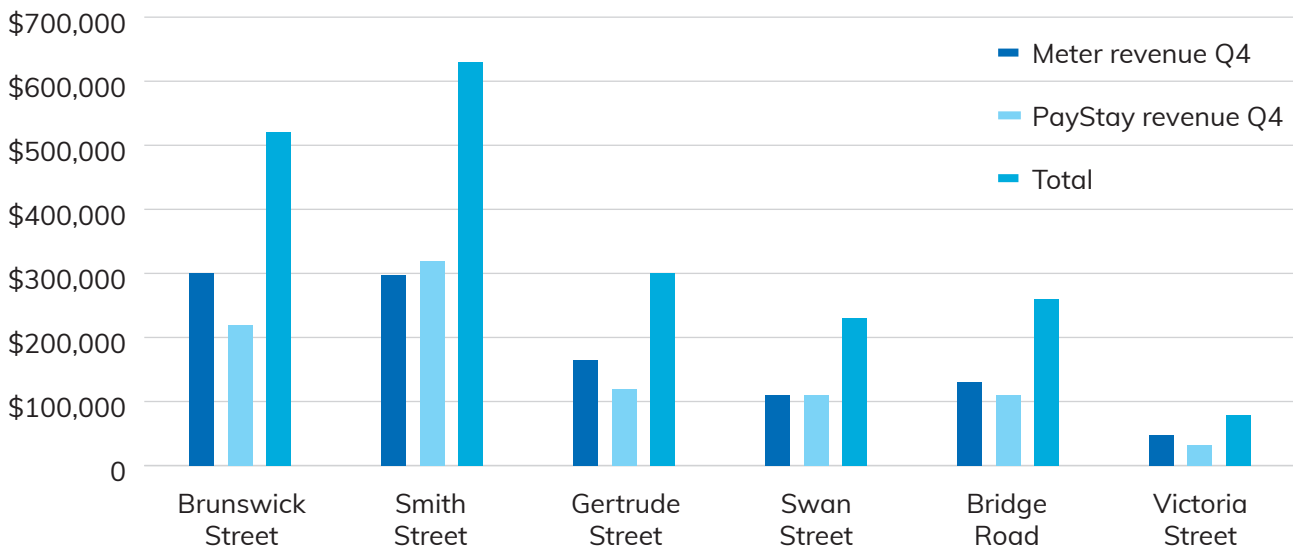


Activity Centre Paid Parking

Each shopping strip in Yarra is unique, influenced by a variety of factors such as the types of attractions and businesses located on the street. As a result, it is not possible to directly compare paid parking revenue across the business centres.

Several important variables to consider when looking at the various centres include different tariffs (hourly fee) applied across the centres, amount paid for on-street parking, and breadth of hours that paid parking is in effect.

Revenue from activity centre paid parking





Capital Works Projects Report

Council's 2024/25 Capital Works Program features an investment of \$36.22m, consisting of a new budget allocation of \$35.47m and carry-over projects with a budget of \$0.75m from the previous financial year.

Our quarter four capital works progress is provided below demonstrating how Council continues to deliver capital projects that positively impact on our assets and infrastructure by:

- ▶ improving community safety and usability,
- ▶ increasing the longevity and reliability,
- ▶ increasing usability and efficiency, and
- ▶ addressing our community's current and future needs.

End of Financial Year Budget Analysis

A total of \$31.43m of the adopted budget was spent on the capital works program by June end, representing 86.78% of the adopted budget or 94.27% of the forecasted spend of \$33.53m. A total of 216 projects were completed by

quarter four to successfully close out the delivery of Council's committed capital program this financial year. Throughout the financial year, the Council adapted to economic influences, emerging risks, and identified opportunities, which often led to changes in project scopes, budget adjustments, deferrals, cancellations, and the addition of new projects to the program. A summary of each category's performance is below.

Transport, Drainage and Urban Infrastructure

Final expenditure reached \$19.95m, representing 86.26% of the adopted budget. During this quarter, the primary focus was on completing the ongoing renewal program, alongside projects introduced in the latter half of the financial year. The final program was 148 projects. Of these, 129 projects were successfully completed by end of this quarter, 6 were deferred/cancelled, 12 projects are being carried over to the new financial year.



Plant and Equipment

The final expenditure reached \$2.11m. Of the 24 projects in this program, 20 were completed by this quarter and 4 were deferred/cancelled.

Property

The year-to-date expenditure at March end is \$3.99m, representing 41.22% of the adopted budget for renewal and upgrade to these assets. Three additional projects were added to the program leading to a new total of 68 projects. 22 have been completed.

Projects Completed by Q4

The table below provides a summary of the projects completed to date. This is accompanied by the list of projects completed under the project types highlighted below.

Status	Total count of completed projects (Q1 to Q4)
Completed	216
Carry Forward	13
Cancelled/ deferred	11

Transport

Works relating to the renewal, upgrade and construction of new road pavement, footpaths, kerb and channel, road safety and active transport assets to support Council's transport service.

Projects completed in Q4
Capital City Trail – St Georges Road, Fitzroy North – pedestrian Signal changes
Cremorne footpaths
Drummond St and Park St, Carlton North – new raised zebra crossing, kerb extensions and landscaping
Gray Street & Noone Street and Trenerry Crescent, Clifton Hill – conversion to standard T-intersection, new raised zebra crossing, painted bicycle lanes
Green St, Richmond – road pavement, footpath, kerb and channel and root barrier works.
Mcllwraith St, Carlton North – road pavement, footpath and kerb and channel works.
Road safety – Miller St, Richmond slow point improvement construction
Trenerry Crescent between Gray and Maugie Streets, Abbotsford – upgrade of road humps, painted bicycle lanes, new median islands and road markings.
Various footpath renewals – asphalt footpath reinstatement
Wall St, Richmond – road pavement, footpath and kerb and channel works.
Yambla Street & Roseneath Street and Gray Street, Clifton Hill – new raised zebra crossing

Buildings

Works relating to the renewal, upgrade and construction of new Council buildings and facilities to support community services.

Projects completed in Q4

Climate emergency – electrification Works

Buildings designs for future program – preliminary/structural investigations on Richmond Recreation Centre and Collingwood Leisure Centre

Carlton Hall accessibility works

Children services building redevelopment works

Children's services buildings renewal works at Richmond Kindergarten

Collingwood Leisure Centre renewal works – auto doors, lighting and AC upgrades

Fitzroy Swimming Pool renewal works – auto doors, PA system, AC units, lighting, alarm, handryers, switchboard

Fitzroy Swimming Pool renewal works – main building HVAC replacement

Fitzroy Swimming Pool renewal works – male changing rooms (COGEN) removal of cogen – design

Fitzroy Swimming Pool renewal works – sauna internals require replacement due to age and wear & tear

Fitzroy Swimming Pool renewal works – spa air handling system – condensation issues

Fitzroy Swimming Pool renewal works – turning redundant cogen plant room into male change room

Installation of monitors on various council buildings

Leisure mechanical plant and equipment – dry and wet side equipment including RRC pool blanket

Leisure mechanical plant and equipment – replacement of various plants and equipment across all centres

Richmond Library renewal works

Richmond Recreation Centre renewal works – laserlite and movement (Upper roof section showing signs of corrosion)

Richmond Recreation Centre renewal works – shower renewal

Yarraberg Children's Centre renewal works

Open Space

Works relating to the renewal and upgrade of existing open space assets and construction of new open space assets such as parks, trees, playgrounds and ovals to support Council's recreation services.

Projects completed in Q4

Cambridge Street Park, Collingwood – play equipment works

Childcare playground works

Delivery of the temporary public open space at Bendigo Kangan Institute, Cremorne

Minor lighting renewal works

Open Space minor works – turf

Open Space renewal works – furniture assets

Pathway – minor works project

Playground – minor works project

Retention of three street trees at 91, 103 & 201 Swan St, Richmond

Signage – minor works project

Sports infrastructure minor works

Street tree planting project

Tree planting program – rewilding

Victoria Park, Abbotsford – renewal of turf irrigation and drainage design

Walls and fences – minor works project

Stormwater

Works relating to the renewal, upgrade and construction of new stormwater assets, such as drainage pipes and pits to support the Council's stormwater management service.

Projects completed in Q4

Abinger St, Richmond – between Church St and Lyndhurst St, Richmond – drainage renewal works

Brunswick St / Palmer St, Fitzroy – drainage renewal works

Cutter St and Farm St, Richmond – drainage and flood design

Drainage renewal works – various sites

Emergency drainage renewals

Hull St and Bosisto St, Richmond – drainage design improvements

Lucerne Cr, Alphington – drainage and flood design

Mary St and Charles St, Richmond – drainage and flood design

Moor St, Greeves St and St David St, Fitzroy – drainage and flood design

Roseneath St, Clifton Hill - flood mitigation works

Victoria St, Fitzroy between Fitzroy St and Brunswick St (sound side) – drainage renewal project

Major Q4 Adjustments

Budget adjustments are required throughout the financial year to minimize delivery risk as they materialize or as a result of incorporating additional priority works into the program.

The following were the major budget adjustments this quarter:

- ▶ Council was awarded a Building Blocks Improvement Grant from the VSBA for playground upgrade and building renewal works to Princes Hill Kindergarten. The work will be delivered this financial year and 2025/26.
- ▶ Inclusion of an additional project for a temporary public open space at the Bendigo Kangan Institute in Cremorne Street, Cremorne.
- ▶ 13 projects were approved as carry-over projects into the 2025/26 financial year's capital program. As a result, council has applied budget adjustments to the current year's program and these projects are included in the adopted budget for a total carry forward value of \$2.75m. The carry forward projects are:
 - Road safety improvements on Wellington/Langridge St, Collingwood
 - Charles Evans Reserve Park upgrades
 - Commemoration for the Vietnamese migration anniversary
 - Intersection upgrades on Lennox/Bridge St, Richmond
 - Intersection upgrades on Lennox/Highett St, Richmond
 - Intersection upgrades on Lennox/Swan St, Richmond
 - Intersection Pedestrian and Cyclist Safety Improvements on Wertheim St / Stawell St, Richmond
 - Protected bike lanes, line marking and improvements design work on Church St, Richmond between Victoria St and Murray St, Abbotsford
 - Streetscape improvement on Gertrude St corner Brunswick St, Fitzroy North
 - Intersection upgrade design works on Scotchmer St/St Georges Road, Fitzroy North.
 - Fairfield Park playground design
 - Merri Creek Parklands, Quarries Park playground design
 - Collingwood Leisure Centre gas removal as part of the electrification of plant.

Annual Plan performance


Council adopted its Council Plan 2021-25 on 19 October 2021. The Council Plan, incorporating the Municipal Health and Wellbeing Plan, sets out the medium-term direction of Council and the outcomes sought by Councillors for their term. This financial year 2024/25, is the final year four of the Council Plan 2021-25.

The Council Plan 2021-25 has six Strategic Objectives representing the Strategic Direction that responds to the Community Vision.

The Annual Plan and Budget operationalise the Council Plan. The Annual Plan identifies several initiatives under each Strategic Objective which are significant projects that Council will undertake towards achieving the Strategic Objectives.

The Annual Plan progress at the end of June had 24 complete (63%), 13 Actions in progress 34%, and one Action (3%) did not start. Of the 13 Actions in progress, three (8%) are on track (at least 90% of target achieved), seven are monitor (between 75% and 90% of the target achieved) and three (8%) are off track (less than 75% of the target achieved).

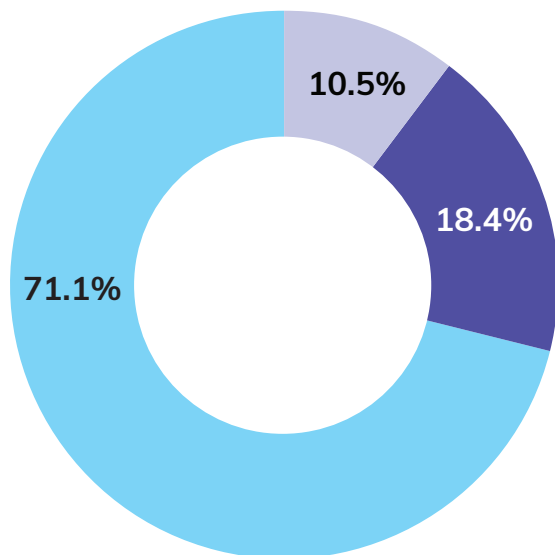
Council's progress in delivering the 2024/25 Annual Plan actions for quarter 4 (April, May, June 2025), is detailed in the next section under our six Strategic Objectives.



Action Summary

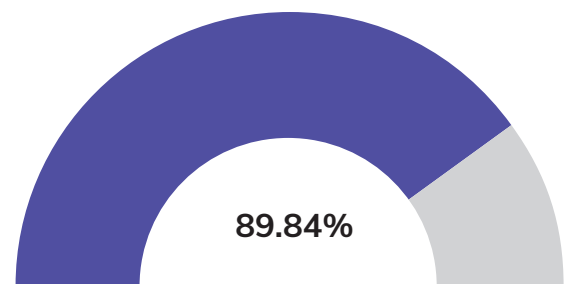
By Performance

Action Status



- 27 On track
- 4 Off track
- 7 Monitor
- 0 Not applicable

Action Progress Against Targets



- ▶ 38 actions reported on
- ▶ 27 At least 90% of action target achieved
- ▶ 7 Between 75% and 90% of action target achieved
- ▶ 4 Less than 75% of action target achieved
- ▶ 0 actions with no target set

Annual Plan 2024-25 Progress Q4

- **Green** At least 90% of action target achieved
- **Amber** Between 75% and 90% of action target achieved
- **Red** Less than 75% of action target achieved
- No target set

1 Climate and Environment

Action Title: 1.1.1.1 Deliver a new Climate Emergency Plan and support community to take climate action (FSS)

Responsible Person	Status	Start Date	End Date	% Complete	Target	On Target %
Climate Emergency Officer	Completed	01-Jul-2024	30-Jun-2025	100%	100.00%	● Green

Action Progress Comments: We have developed, and Council adopted a new Climate Emergency Plan 2024-2030 and Climate Emergency Action Plan 2024-2027 (Action Plan). The Action Plan includes 237 actions, many of which support our community to take action on climate change. This includes programs such as the Climate Safe Rooms/Yarra Home Energy Upgrade program which is retrofitting the homes of 55 people at risk of climate impacts in order to improve home thermal comfort; the Walk Talk Swim Birrarung program which aims to connect our community with the Birrarung/Yarra River and empower the next generation of urban waterway stewards and swimmers; the Climate Voices program which supports community members at risk of climate impacts to build skills so that they can advocate on issues important to them; the Can't Vote, Can Campaign program which aims to support year 9 students to understand democracy and how to influence for a purpose; and a range of programs which support community members and households to switch to renewables, go all-electric and reduce their household greenhouse emissions.

Action Title: 1.1.1.2 Zero Carbon Yarra

Responsible Person	Status	Start Date	End Date	% Complete	Target	On Target %
Sustainable Energy Coordinator	Completed	01-Jul-2024	30-Jun-2025	100%	100.00%	● Green

Action Progress Comments: Council continues to deliver the Sustainable Business Yarra Working Group including running events and a regular newsletter for subscribers.

The future of the Business Renewable Buying Group is under review by the working group consisting of representatives of the 37 participating Councils. A final direction has not yet been reached.

Council has reviewed opportunities and investigated potential solutions, along with other neighbouring councils. To support this, Yarra has worked with Merri-bek Council who undertook a review of local government energy upgrades programs, and we are now working collaboratively to complete a further report with recommendations including:

- ▶ General residential offerings;
- ▶ At risk/ vulnerable populations;
- ▶ Strata and apartments; and
- ▶ Advocacy.

Action Title: 1.1.4.1 Expand the Library of Things program to support circular economy strategies

Responsible Person	Status	Start Date	End Date	% Complete	Target	On Target %
Coordinator Library Development and Marketing	Completed	01-Jul-2024	30-Jun-2025	100%	100.00%	● Green

Action Progress Comments: Two additional thermal imaging cameras, and five collapsible 120kg trollies were added to the Library of Things this year. These items are in addition to the existing thermal imaging cameras, energy efficiency kits, and portable induction cooktops which continue to be popular. Items in this collection have been loaned a total of 87 times this year, averaging 6.7 loans per item. The trollies will be made available for loan from July 2025.

2 Social equity and health

2.1.1.1 Aboriginal Partnerships

Action Title: 2.1.2.2 Ageing Well in Yarra

Responsible Person	Status	Start Date	End Date	% Complete	Target	On Target %
Manager Equity and Community Development	Completed	01-Jul-2024	30-Jun-2025	100%	100.00%	● Green

Action Progress Comments: The newly adopted Council Plan affirms Council’s ongoing commitment to work in partnerships with all First Peoples connected to Yarra, and recognises and respects the Traditional Owners of the land now known as Yarra, the Wurundjeri Woi Wurrung. A dedicated strategic indicator focuses on “increased and strengthened partnerships with Aboriginal Controlled organisations to progress Closing the Gap socio-economic outcome areas.” Council finalised and submitted its Reconciliation Action Plan (RAP) to Reconciliation Australia on 31 May 2025, reinforcing its commitment to cultural recognition, inclusion, and supporting pathways that enable greater self-determination for Aboriginal and Torres Strait Islander peoples. New Terms of Reference were adopted for the Yana Ngargna Advisory Committee 2025, providing a strengthened platform for ongoing engagement with Aboriginal and Torres Strait Islander communities on Council’s role in respecting land, culture and self-determination. To support the committee’s renewal, Expressions of Interest opened in June for up to seven community members, plus Co-Chairs from the Council and the Wurundjeri Woi Wurrung.

2.1.1.1 Aboriginal Partnerships (continued)

Action Title: 2.1.2.2 Ageing Well in Yarra (continued)

Responsible Person	Status	Start Date	End Date	% Complete	Target	On Target %
Manager Equity and Community Development	Completed	01-Jul-2024	30-Jun-2025	100%	100.00%	● Green

Action Progress Comments: The process invited Aboriginal and Torres Strait Islander people with lived experience and cultural knowledge to contribute insights on Council policies, plans and priorities. Committee members will receive an honorarium for their participation. Working in partnership with community, Council delivered events for National Sorry Day and National Reconciliation Week (NRW). Sorry Day, held on 26 May, commemorates the anniversary of the Bringing Them Home report being tabled in Parliament and honours the strength and resilience of the Stolen Generations. The event featured a moving address by Aunty Eva Jo Edwards, a Mutti Mutti, Boon Wurrung and Yorta Yorta woman and survivor of the Stolen Generations, as well as a powerful performance by Amos Roach. The NRW theme, Bridging Now to Next, encouraged reflection and forward momentum, events included Reconciliation on the Rooftop at Bargoonga Nganjin with Aboriginal Housing Victoria and Yarra Libraries; ; a procurement learning session with Reconciliation Australia and Supply Nation; and Takariliya by Thelma Beeton, exhibited at Fitzroy Library and exploring Palawa identity and family. Council's revised Community Grants Program includes a First Peoples' Partnerships stream with an allocation of 5 percent of the funding pool. This stream supports initiatives that promote self-determination through wellbeing and economic prosperity; strengthen cultural expression, ceremony and living heritage; enable truth-telling projects that deepen understanding of history and ongoing connection to Country; and resource community-controlled organisations to lead land care, placemaking and cultural site interpretation. Council supported the JINDI WORABACK community event on Sunday, 1 June 2025, at the Bundha Sports Centre in North Fitzroy. The event featured a friendly basketball game between the Koorie Academy Allstars and the Victoria Police Ballers. It opened with a Welcome to Country and Smoking Ceremony by a Wurundjeri Elder, followed by traditional dancers and a didgeridoo performance.

Action Title: 2.1.2.1 Improving access and inclusion

Responsible Person	Status	Start Date	End Date	% Complete	Target	On Target %
Manager Aged and Disability Services	In Progress	01-Jul-2024	30-Jun-2025	88%	100.00%	● Amber

Action Progress Comments: During this quarter, a World Autism Awareness Day community live music event, was held on 5 May 2025 and was attended by over 60 community members. The performances were provided by people with disability and showcased how events can be accessible for all. Council’s Disability Advisory Committee were consulted on several significant projects including the Walkability/Wheel ability Audit, Climate Safe Rooms and Brunswick Oval Precinct Redevelopment Plan. Their community contribution continues to inform Council projects and ensure a broad understanding of the diverse needs of the community are considered.

Action Title: 2.1.2.1 Open Library program

Responsible Person	Status	Start Date	End Date	% Complete	Target	On Target %
Information Management Lead	Completed	01-Jul-2024	30-Jun-2025	100%	100.00%	● Green

Action Progress Comments: An internal review on the impact of the current Open Library program has been completed, which includes recommendations regarding optimum service hours, based on the needs of the community.

Action Title: 2.1.2.2 Digital literacy – library programs and services

Responsible Person	Status	Start Date	End Date	% Complete	Target	On Target %
Coordinator Library Development and Marketing	Completed	01-Jul-2024	30-Jun-2025	100%	100.00%	● Green

Action Progress Comments: Yarra Libraries aims to deliver 2,000 free community programs each year, ranging from early literacy programs (e.g. Storytime), digital literacy and creative technology workshops, thought-provoking public lectures and literary events. Thus year, 296 digital literacy programs were delivered, supporting 572 community members to improve their confidence and skills using technology and accessing online services.

Action Title: 2.1.2.2 Ageing Well in Yarra

Responsible Person	Status	Start Date	End Date	% Complete	Target	On Target %
Manager Aged and Disability Services	In Progress	01-Jul-2024	30-Jun-2025	85%	100.00%	● Amber

Action Progress Comments: The draft Ageing Well Policy is ready for presentation to Council in August 2025 and the Action Plan will be finalised by September 2025 with cross organisational support. The Policy and Action Plan will be aligned to the new Council Plan. Council's Active Ageing Advisory Committee provided input into the purpose of the plan and key priority areas, which will embed the principles of Age Friendly Cities. The focus on the Action Plan will be on four key areas including creating age-friendly environments, community focused aged care services, improving healthy ageing, and advocacy and stewardship.

Action Title: 2.1.2.3 Commence implementation of actions identified for the first phase of the action plan.

Responsible Person	Status	Start Date	End Date	% Complete	Target	On Target %
Manager Aged and Disability Services	Completed	01-Jul-2024	30-Jun-2025	100%	100.00%	● Green

Action Progress Comments: The full implementation of the ageing well Action Plan will occur from July 2025 after it is finalised to ensure alignment to the Council Plan. Specific actions completed this quarter included the Seniors and Sprouts intergenerational program, intergenerational week at the Railway Neighbourhood House, engaging with Vietnamese Seniors Groups to develop a sustainable model, World Elder Abuse Art project, Yarra Services Forum; and the Bent Twig Alliance LGBTQIA + meet and greet.

Action Title: 2.1.3.1 Planning for our future Kindergarten reforms (FSS)

Responsible Person	Status	Start Date	End Date	% Complete	Target	On Target %
Manager Family, Youth and Children's Services	Completed	01-Jul-2024	30-Jun-2025	100%	100.00%	● Green

Action Progress Comments: Victorian Department of Education has advised that they will be working with Councils during the 2025 calendar year to review and update Kindergarten Infrastructure and Services Plans. Yarra's draft plan is well progressed. This will inform Council's future service and infrastructure planning in the early years space.

Action Title: 2.1.3.2 Youth engagement

Responsible Person	Status	Start Date	End Date	% Complete	Target	On Target %
Manager Family, Youth and Children's Services	Completed	01-Jul-2024	30-Jun-2025	100%	100.00%	● Green

Action Progress Comments: Yarra Youth Services supported a range of programs for young people in Yarra, including:

Leadership & Career Development:

- ▶ 51 young people were supported into paid work opportunities co-running events and programs.
- ▶ 24 young people completed a Youth Facilitation course.
- ▶ 18 young people were supported with career planning/readiness opportunities
- ▶ 12 young people participated in a leadership program.

Health & Community Connection:

- ▶ 83 young people attended community cooking sessions with Cultivating Communities.
- ▶ 12 young people received Youth Mental Health First Aid training.

School & Community Safety Partnerships:

- ▶ Yarra Youth Services worked in partnership with 5 schools this quarter engaged 106 students

In addition to specific programs, the Youth Services Team continue to support a number of young people who attend the Fitzroy Youth Centre, and Richmond Youth Hub, as well as through individualised 1:1 support:

- ▶ Yarra Youth Centre (Fitzroy): 993 participants, 3720 contacts.
- ▶ Richmond Youth Hub: 211 participants, 1624 contacts.
- ▶ Youth Support Team: 19 young people in case management (456 contacts), with 249 additional brief interventions.

The North Richmond Precinct Advisory Group has been established to provide integrated and holistic support to young people living and foster partnerships amongst agencies, organisations and service providers so that programs for young people in the precinct are coordinated, respond to needs, and are evidence-based.

Action Title: 2.1.5.1 Women Making Waves

Responsible Person	Status	Start Date	End Date	% Complete	Target	On Target %
Manager Recreation and Leisure	Completed	01-Jul-2024	30-Jun-2025	100%	100.00%	● Green

Action Progress Comments: The Women Making Waves program has successfully achieved its milestones. A comprehensive data collection survey was developed and implemented, providing valuable insights into participant needs and preferences. Community consultation and research were completed, with findings reviewed and integrated into program improvements. Recommendations to enhance program delivery and attendance have been actioned, including rescheduling sessions to better support parents and carers, and expanding the Learn to Swim program from two to three levels to improve safety and learning outcomes. Additionally, a Gender Impact Assessment was completed to support inclusive gym access, with proposed changes to women-only sessions at Richmond Recreation Centre and Collingwood Estate Gym, in partnership with CoHealth.

Participants have reported a high level of satisfaction with the program, reflected in a steady increase in average monthly attendance—up from 215 in FY23/24 to 250 in FY24/25. While this marks positive growth, most participants being returning regulars rather than new attendees.

Action Title: 2.1.5.1 Celebrating Cultural Diversity

Responsible Person	Status	Start Date	End Date	% Complete	Target	On Target %
Senior Coordinator Community Development	Completed	01-Jul-2024	30-Jun-2025	100%	100.00%	● Green

Action Progress Comments: The Multicultural Partnerships Policy sets out how Council supports and recognises multicultural and multifaith communities in Yarra, with the goal of enabling full participation in civic and community life. The Policy identifies five overarching priorities: standing against racism; effective communication and respectful engagement; cultivating connections; building inclusive and accessible spaces; and fostering community capacity. The following activities demonstrate how these priorities were progressed during the reporting period.

Cultural Diversity Week (CDW) was celebrated across Yarra by community organisations, with Council supporting several local events. These included community lunches hosted by the Carlton Neighbourhood Learning Centre and North Carlton Railway House; a Bridges to Harmony event held by Fitzroy Learning Network; and a Harmony Day celebration jointly delivered by Collingwood Neighbourhood House, Wellington Centre and Collingwood Yards.

Council hosted its first Iftar dinner on 20 March 2025 at Fitzroy Town Hall, co-designed with members of the local Muslim community. Additional Eid celebrations were also supported by Council, including events organised by the Somali Women’s Group and Cohealth.

A co-designed event marking the 50th anniversary of Vietnamese migration to Australia was held on 21 June 2025 at Collingwood Town Hall. The event celebrated the rich cultural heritage of the Vietnamese community through traditional dancing, food, and live performances. As part of Refugee Week, a second celebration of the 50-year milestone took place on 23 June 2025 at Richmond Town Hall, highlighting the significant contributions of the Vietnamese community to the City of Yarra.

Action Title: 2.1.5.2 LGBTIQ+ Partnerships

Responsible Person	Status	Start Date	End Date	% Complete	Target	On Target %
Manager Equity and Community Development	Completed	01-Jul-2024	30-Jun-2025	100%	100.00%	● Green

Action Progress Comments: The development of the revised Rainbow Strategy began in 2024 with a review of the outcomes of the existing policy in collaboration with the Rainbow Advisory Committee. Insights from this review informed the design and direction of broader community consultation, which took place during the Midsumma Carnival and Victoria's Pride festival. The consultation included face-to-face engagement as well as an online survey distributed via Your Say Yarra. Feedback gathered through this extensive engagement process has shaped the content of the draft Rainbow Strategy, which is scheduled to be considered by Council early in the new financial year.

Council also marked key days of significance in the LGBTIQ+ calendar. On 15 May 2025, IDAHOBIT (International Day Against Homophobia, Bi-phobia, Intersex Discrimination and Transphobia) was recognised with a film screening and flag raising. Additionally, an event titled Somewhere Sober is being planned for 3 July 2025 to promote alcohol-free spaces and create opportunities for LGBTIQ+ communities to connect with like-minded individuals and explore sobriety in a supportive environment.

Action Title: 2.1.6.1 Public, Social and Affordable Housing

Responsible Person	Status	Start Date	End Date	% Complete	Target	On Target %
Manager Equity and Community Development	Completed	01-Jul-2024	30-Jun-2025	100%	100.00%	● Green

Action Progress Comments: Action Progress Comments: Council continues to oppose the demolition of Melbourne’s public housing towers through sustained advocacy to the Victorian Government. Officers actively participate in key advocacy forums, including M9, Yarra Zero, the Victorian Alliance to End Homelessness (VAEH), and the Inter-Council Affordable Housing Forum (ICAHF). As part of this work, Council made a formal submission to the Legal and Social Issues Committee’s Inquiry into the Redevelopment of Melbourne’s Public Housing Towers on 26 March 2025. The submission reaffirmed Council’s strong opposition to the blanket demolition of all 44 towers, including the twelve within Yarra, and called for thorough, site-by-site assessments with genuine consideration of refurbishment and upgrade options.

To reinforce its position, Council also wrote directly to the Committee Chair, Mr Joe McCracken MP, requesting the disclosure of cabinet submission documents that informed the Government’s decision. It urged the Committee to obtain and release these documents — either in full or in part — to support transparency, accountability and community trust, and to inform the Committee’s assessment of the rationale, cost modelling, and treatment of alternatives.

In parallel, Council is progressing the establishment of a Public and Community Housing Advisory Committee through an open Expression of Interest process, designed to strengthen Council’s long-term advocacy and community engagement on public housing redevelopment.

3 Local Economy

Action Title: 3.1.1.1 Update the Spatial Economic and Employment Strategy

Responsible Person	Status	Start Date	End Date	% Complete	Target	On Target %
Manager City Strategy	In Progress	01-Jul-2024	30-Jun-2025	83%	100.00%	● Amber

Action Progress Comments: The first draft of the Spatial Economic and Employment Strategy has been received. A briefing paper is being prepared for Councillors ahead of the 15 July Council meeting.

Action Title: 3.1.2.1 Precinct Activation Program

Responsible Person	Status	Start Date	End Date	% Complete	Target	On Target %
Manager City Strategy	In Progress	01-Jul-2024	30-Jun-2025	82%	100.00%	● Amber

Action Progress Comments: Officers continue to work with Brunswick Street businesses on an activation program, including the successful launch of a new brand and identify for the street 'One Street Fitz All', a community/traders event, merchandise, marketing and promotion.

Officers have continued to support trader groups and associations by providing tailored guidance and assistance based on their specific needs. This has occurred alongside work on broader business initiatives, including reducing red tape and preparing for the one-hour free parking trial on the retail and service streets of Victoria, Bridge, and Swan streets in Richmond.

Action Title: 3.1.2.2 Night Time Economy Action Plan

Responsible Person	Status	Start Date	End Date	% Complete	Target	On Target %
Manager City Strategy	Completed	01-Jul-2024	30-Jun-2025	100%	100.00%	● Green

Action Progress Comments: Data related to the Night Time Economy Action Plan continues to be collated, in particular via Council I.Q transactional data.

The Night Time Economy action plan has been integrated into the new Eco Development draft strategy that will be carried out over the next 12 months and adopted in 2026.

Action Title: 3.1.4.1 Implement Leaps & Bounds Cultural Music Festival

Responsible Person	Status	Start Date	End Date	% Complete	Target	On Target %
Coordinator Festivals and Events Officer	Completed	01-Jul-2024	30-Jun-2025	100%	100.00%	● Green

Action Progress Comments: Program and marketing plan to be finalised following EOI conclusion.

Leaps & Bounds Music Festival is a venue-focused winter festival, designed to amplify and support Yarra's vibrant live music scene by showcasing homegrown talent across iconic local venues. Participating venues are selected through an annual Expression of Interest (EOI) process, which includes funding support to help deliver their proposed events as part of the festival program.

The 2025 Leaps and Bounds Music Festival program was launched on Thursday 12 June 2025 via Council channels and a dedicated Festival website lbmf.com.au. The announcement marked the beginning of a multi-platform marketing campaign, across print, digital, radio, and social media.

The Festival will run from 25-27 July 2025, spanning 20 venues with more than 60 acts, including pub takeovers, First Peoples showcases and community-curated live music, all aimed at championing local artists and supporting local venues and workers.

Action Title: 3.1.4.2 Review of Triennial Major Cultural Event Partnerships program

Responsible Person	Status	Start Date	End Date	% Complete	Target	On Target %
Coordinator Festivals and Events Officer	Completed	01-Jul-2024	30-Jun-2025	100%	100.00%	● Green

Action Progress Comments: A review of the Major Cultural Event Partnership program has been completed in line with the review of the Community Grants program.

At the Council meeting on 17 June 2025, Council endorsed the proposal to establish the new funding and service agreements from FY26 through a limited Expression of Interest by invitation to current event organisers responsible for the delivery of Victoria Street Lunar Festival, Johnston Street Fiesta, Gertrude Street Projection Festival and Victoria's Pride by Midsumma Festival.

4 Place and Nature

Action Title: 4.2.2.1 Protocol for mitigating combustible cladding risks

Responsible Person	Status	Start Date	End Date	% Complete	Target	On Target %
Chief Financial Officer	Completed	01-Jul-2024	30-Jun-2025	100%	100.00%	● Green

Action Progress Comments: Liaison with Building Owners, Body and Corporate Managers commenced at the start of the audit program in 2017-18 and continues. This work will continue into 2025-2026 work program to resolve building notices /building orders.

Action Title: 4.2.2.1 Built Form Provisions for Activity Centres and Employment Precincts

Responsible Person	Status	Start Date	End Date	% Complete	Target	On Target %
Manager City Strategy	In Progress	01-Jul-2024	30-Jun-2025	18%	100.00%	● Red

Action Progress Comments: Amendment has not progressed. Awaiting consent from the Minister for Planning to publicly exhibit the amendment. Formal request for update on timing sent from Mayor.

Action Title: 4.2.2.2 Gipps Street Major Employment Precinct Local Area Plan

Responsible Person	Status	Start Date	End Date	% Complete	Target	On Target %
Manager City Strategy	In Progress	01-Jul-2024	30-Jun-2025	51%	100.00%	● Red

Action Progress Comments: Other work has taken priority (i.e. flooding, Plan for Victoria and reform analysis, Council's Spatial Economic and Employment Strategy, C271, Live Music precincts background analysis). Finalising issues and opportunities paper to be presented to a Councillor workshop. As reported, the work program was adjusted to facilitate planning reform, housing targets and the review of Council's Spatial Economic and Employment Strategy.

Action Title: 4.2.2.3 Amendment to update Flood Mapping in Yarra

Responsible Person	Status	Start Date	End Date	% Complete	Target	On Target %
Manager City Strategy	Not Started	01-Jul-2024	30-Jun-2025	0%	100.00%	● Red

Action Progress Comments: Discussions with Melbourne Water continuing to occur. Melbourne Water intending to take lead on the scheme amendment for Councils. Dependent on State Government

Action Title: 4.2.2.5 Commence development of a new Community Infrastructure Plan (FSS)

Responsible Person	Status	Start Date	End Date	% Complete	Target	On Target %
Manager City Strategy	Completed	01-Jul-2024	30-Sep-2025	100%	100.00%	● Green

Action Progress Comments: The first and second stages for community engagement were carried out alongside the Council Plan engagement, with broad community engagement and social research carried out in late 2024, and deliberative engagement with a community working group meeting in late January and early February in 2025. The outcomes from these stages of engagement are informing the development of the Community Infrastructure Plan.

In addition, the draft Community Infrastructure Plan will be placed on public exhibition in July/August 2025. The strategic components of the Community Infrastructure Plan are being drafted now, where outcomes from community engagement is informing these components, such as the strategic objectives for community infrastructure planning in Yarra, and principles about what community infrastructure should look like, or should be provided in Yarra. The audit data collection is well underway, with a focus on understanding potential gaps in community infrastructure to respond to community need over time.

Action Title: 4.2.3.1 Greening Yarra new open space and urban design projects

Responsible Person	Status	Start Date	End Date	% Complete	Target	On Target %
Manager City Strategy	In Progress	01-Jul-2024	30-Jun-2025	95%	100.00%	● Green

Action Progress Comments: Project is delayed due to the time required to secure the lease for the use of the land with Homes Victoria/ Department of Families, Fairness and Housing. The lease has now been executed, and the project is out to tender for a construction contract. The project will be delivered by October 2025.

Action Title: 4.2.3.1 Rewilding Yarra - Bringing Nature Back to Yarra initiative

Responsible Person	Status	Start Date	End Date	% Complete	Target	On Target %
Manager City Works	Completed	01-Jul-2024	30-Jun-2025	100%	100.00%	● Green

Action Progress Comments: During 2024/25, on ground works associated with the Bringing Nature Back (BNB) to Yarra Program has resulted in healing country through reinstatement of original vegetation, strengthening of wildlife corridors along waterways, provision of winter foraging opportunities for the threatened Grey-headed Flying-fox.

A Total of 80,710 local native tubestock of over 70 different species were planted by community, staff and ecological contractors, expanding areas of open space managed for biodiversity outcomes by 2.1ha. including 380 canopy species. Ecological contractors record all planted tubestock species diversity live in a data collection management platform.

Action Title: 4.2.4.1 Zero carbon development planning scheme amendment

Responsible Person	Status	Start Date	End Date	% Complete	Target	On Target %
Environmental Sustainable Development Advisor	In Progress	01-Jul-2024	30-Jun-2025	72%	100.00%	● Red

Action Progress Comments: Council has continued to advocate to the Minister through CASBE (Council Alliance for Sustainable Built Environment) for the planning scheme amendment.

The recently announced State Government reforms for Residential Provisions have implications for this work and will also form the basis of advocacy through CASBE.

5 Transport and movement

Action Title: 5.1.1.1 Kerb Side Strategy (FSS)

Responsible Person	Status	Start Date	End Date	% Complete	Target	On Target %
Unit Manager Strategic Transport	In Progress	01-Jul-2024	30-Jun-2025	86%	100.00%	● Amber

Action Progress Comments: Initial data collection of car parking inventory and use is complete. Results have been integrated into Council's GIS for use.

Further work has been included in the new Council Plan and 2025-26 Budget to continue this work in the next Financial Year.

Some of the kerbside data will need to be collected as part of broader asset work scheduled for the end of the calendar year as that is the most effective and easiest way of obtaining this data.

Action Title: 5.1.1.2 Active transport – cycling and public transport (FSS)

Responsible Person	Status	Start Date	End Date	% Complete	Target	On Target %
Unit Manager Strategic Transport	Completed	01-Jul-2024	30-Jun-2025	100%	100.00%	● Green

Action Progress Comments: Scoping and project inception has continued to be implemented in reaching completion of active transport projects.

Some projects have been delayed due to external approvals and being paused by Council. Most projects have been carried over into the 2025-26 Budget for completion in the next financial year Preparation work required in early stages of project inception have been completed for projects nominated for the 2025-26 Budget

Action Title: 5.1.1.3 Micro mobility

Responsible Person	Status	Start Date	End Date	% Complete	Target	On Target %
Unit Manager Strategic Transport	Completed	01-Jul-2024	30-Jun-2025	100%	100.00%	● Green

Action Progress Comments: Most of this project was cancelled due to the withdrawal of shared e-scooters in Yarra in March 2025. Council continues to implement this plan for shared e-bikes and continue work on a permanent shared e-scooter scheme.

Action Title: 5.1.2.1 Compliance and Parking Digitalisation (FSS)

Responsible Person	Status	Start Date	End Date	% Complete	Target	On Target %
Manager Parking and Compliance Services	In Progress	01-Jul-2024	30-Jun-2025	80%	100.00%	● Amber

Action Progress Comments: Council was awarded a \$200,000 State Government grant in September 2024 to continue improving business-related permits. The funding for the digital program has been completed. The project has made significant progress, with the project team successfully recruited including an experienced consultant. The Project Management Plan and Scope of Works have been completed. The internal workflow and process mapping is complete and are scheduled for refinement with the consultants in July. The completion date estimated to be November 2025.

Action Title: 5.1.2.2 Parking Services Systematic Review (FSS)

Responsible Person	Status	Start Date	End Date	% Complete	Target	On Target %
Manager Parking and Compliance Services	In Progress	01-Jul-2024	30-Jun-2025	81%	100.00%	● Amber

Action Progress Comments: Projects that have been initiated or completed:

- User Pays Pricing Model (merchant fees)
- BPAY for parking permits
- Review and implementation of abandoned vehicle process
- Review of Council's towing contract, resulting in significant cost savings to Council
- Implementation of parking asset data in Yarra maps
- Reviewed the feasibility of license plate recognition software

Projects that have been initiated:

- Virtual Paid Parking
- Commenced a review of parking sensor data
- Review of the standard operating procedure manual for Parking Enforcement

Parking enforcement update:

- Implemented changes to AFL rostering and enforcement plans, to support community's expectations
- Highest volume of parking infringements issued
- Budget: \$17,500 – YTD: \$17,906,689
- Planned resourcing for major events
- Standard operating procedures review in progress

Implementation of one hour Free Parking Project.

Action Title: 5.1.3.1 Expanding 30km/h Trial

Responsible Person	Status	Start Date	End Date	% Complete	Target	On Target %
Manager Infrastructure, Traffic and Civil Engineering	In Progress	01-Jul-2024	30-Jul-2026	98%	100.00%	● Green

Action Progress Comments: The 30km/hr trial covering all local roads in Fitzroy and Collingwood commenced in May 2024, with the trial intended to be in place for up to 24 months. Following a higher level of interest and feedback in the first couple of months of the trial, we have received limited feedback or notable concerns from the community over the past 6 months. Since the start of 2025, we are aware that the State Government has commenced a review of its Speed Zone Policy and Guidelines, with officers participating in an initial stakeholder workshop. We understand the updated policy and guidelines may assist the State Governments to develop its position on 30km/hr speed limits in Victoria, which will effectively determine how lower speed limits can be applied, irrespective of the outcome of the current trial in Fitzroy and Collingwood. While this review takes place, we will continue to work with our road safety partners to deliver the trial in Yarra, including a review of lower speed limits on public transport, while addressing any amendments community concerns as they arise

Traffic data has been collected and an infrastructure plan is being prepared for additional signs and pavement markings to be installed in line with the trial methodology.

6 Democracy and governance

Action Title: 6.1.2.1 Procurement Excellence and Governance (FSS)

Responsible Person	Status	Start Date	End Date	% Complete	Target	On Target %
Procurement Coordinator	Completed	01-Jul-2024	30-Jun-2025	100%	100.00%	● Green

Action Progress Comments: Periodically monitor and review the policy and update the process for releasing corporate cards to ensure all required forms and training are completed.

Action Title: 6.1.4.1 Develop a new Property Strategy (FSS)

Responsible Person	Status	Start Date	End Date	% Complete	Target	On Target %
Manager Property Services	Completed	01-Jul-2024	30-Jun-2025	100%	100.00%	● Green

Action Progress Comments: Significant feedback was received during community engagement highlighting the importance of transparency, consultation, and strong governance. In response, the strategy has been amended to reinforce these principles, ensuring Council oversight and the community's voice in key decisions, including any buying and disposing of properties. The revised strategy was adopted by Council and is being implemented.

Action Title: 6.1.5.1 Customer Experience (CX) Program


Responsible Person	Status	Start Date	End Date	% Complete	Target	On Target %
Manager Customer Experience	In Progress	01-Jul-2024	30-Jun-2025	95%	100.00%	● Green

Action Progress Comments: A phased implementation is currently underway to accelerate service response times and enhance customer turnaround. This initiative is focused on streamlining workflows, optimising resource allocation, and ensuring faster resolution of customer inquiries. The changes aim to deliver more consistent, high-quality service while aligning with customer expectations

Action Title: 6.1.5.1 Review the Service Landscape Program (FSS)

Responsible Person	Status	Start Date	End Date	% Complete	Target	On Target %
Manager Business Transformation	Completed	01-Jul-2024	30-Jun-2025	100%	100.00%	● Green

Action Progress Comments: Four services have been completed through effective data analysis, benchmarking, stakeholder engagement and service design, using the Service Planning and Review Principles, resulting in operational enhancements that achieve, financial sustainability, social uplift.



Yarra City Council

PO Box 168, Richmond, VIC 3121
9205 5555
info@yarracity.vic.gov.au
yarracity.vic.gov.au

Customer service centres

Richmond Town Hall
333 Bridge Road, Richmond

Collingwood Town Hall
140 Hoddle Street, Abbotsford