


Draft Budget 2019/20

Adoption in Principle 16.04.2019



Contents

1. Mayor and CEO's Introduction	2
2. Link to the Council Plan	5
3. Services and initiatives and service performance outcome indicators	8
4. Financial statements	37
5. Notes to the financial statements	45
6. Financial performance indicators	85
7. Fees and Charges Schedule.....	87

DRAFT BUDGET

Message from the Mayor and CEO

Thank you for sharing your ideas and priorities with us during the first phase of community consultation for this budget. Your feedback has helped us produce a budget that supports the broad range of services and facilities that our growing community needs. It supports programs like immunisation, childcare and kindergarten. It funds our parks, libraries and leisure centres, and supports our business and creative communities. It enables us to plan for sustainable growth, harness new technologies, improve our network of roads, pursue innovative solutions to waste collection, and much more.

The draft budget continues to deliver on our long-term vision to become smarter and more sustainable through our use of innovative technologies. This year we will continue to source 100% of our electricity needs from renewable sources, including a major new windfarm in regional Victoria. We are helping to drive construction of the wind farm with our partners in the Melbourne Renewable Energy Project. This is just one part of our sector-leading response to the climate emergency facing our city and our world. This year we are partnering with the Yarra Energy Foundation to deliver a Climate Emergency Plan that empowers every member of the Yarra community to reduce their carbon emissions.

We're embracing a smart city approach to provide a more targeted, timely and cost-effective service for the community. Our new ThinXtra wireless network allows us to track Council assets in real time. At first, we will use the network to tell us when a public bin needs to be emptied. Other uses might include telling us when to replace a street light or service a public toilet. These innovations ensure that every budget dollar works harder and smarter for the Yarra community.

This year's budget also supports our trailblazing recycling trial. Participating households will receive a glass collection, a food and green waste collection, and a standard recycling collection. Collecting glass separately will provide the material to resurface local roads. It will also reduce the amount of waste going to landfill, and boost the quality of our regular recycling, which is often contaminated by glass fragments. And by demonstrating the potential for local recycling markets, we will be leading the response on the recycling crisis affecting Victoria.

This budget includes \$31.3m worth of capital works and new initiatives, including upgrades and renewals for facilities cherished by their local communities:

- \$2.4m for upgrades to facilities at Ryans Reserve and Kevin Bartlett Reserve, Richmond
- \$1.4m for traffic and safety initiatives in Abbotsford, North Fitzroy and Richmond
- \$1m for trees throughout Yarra (a \$200,000 increase over last year)
- \$900,000+ for bicycle infrastructure across Yarra, including completing the bike lane in Wellington Street, Collingwood
- \$560,000 to improve streetscapes in Swan Street and Bridge Road, Richmond
- \$485,000 for improving storage and designing enhancements to Panther Pavilion boating facilities in Fairfield Park, Fairfield
- \$70,000 to redevelop the Carlton Library Courtyard
- \$60,000 to make Council Meetings more accessible via livestreaming

Thank you for your interest in our draft budget for 2019/20. We have worked hard to deliver a draft budget brimming with innovation and creativity, while preserving a strong and sustainable financial position for the city, all within the constraints of the 2.5% cap on average rate increases. We now invite you to review the draft budget and to provide further feedback on any changes you would like to see.

Cr Danae Bosler
Mayor

Vijaya Vaidyanath
Chief Executive Officer

City of Yarra Draft 2019/20 Budget – Adoption in Principle

The financial snapshot below shows Council's key financial statistics:

Financial Snapshot		
Key Statistics	2018-19	2019-20
	Forecast	Budget
	\$million	\$million
Total Revenue	\$ 214.12	\$ 200.42
Total Expenditure	\$ 184.77	\$ 188.91
Comprehensive Operating Surplus	\$ 29.34	\$ 63.71
Adjusted underlying result	\$ 4.50	\$ 4.77
Operating cash result	\$ 58.48	\$ 36.99
Capital Works Program	\$ 31.30	\$ 31.33
Funding the Capital Works Program		
Council	\$ 25.81	\$ 27.80
Grants	\$ 2.84	\$ 2.43
Open Space Reserve contributions	\$ 2.65	\$ 1.10
Borrowings	\$ -	\$ -

Commentary on the financial snapshot:

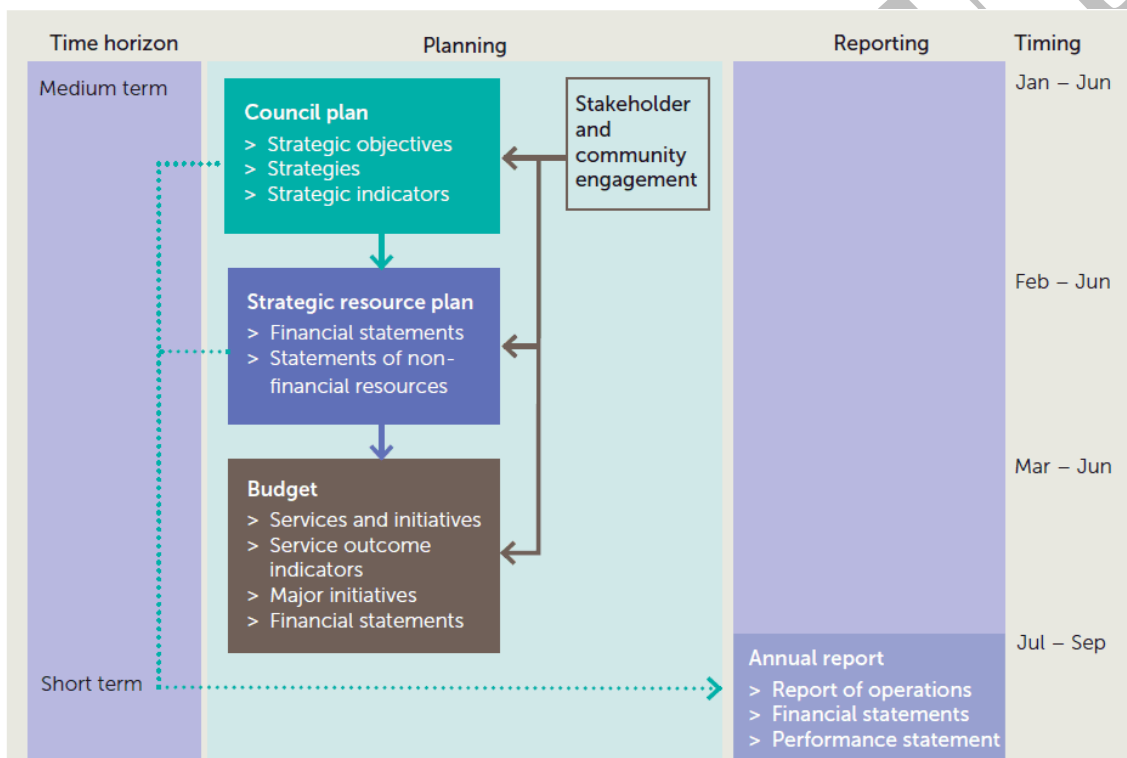
- Total Revenue is decreasing from forecast to budget next year due to the \$17.5m one off grant Council will receive for the Fitzroy Depot relocation. The money is forecast to be received in 2018-19 and will be spent over future years via the capital program.
- The Operating Cash Result decreases for the same reason.
- The Comprehensive Operating Surplus increases due to the revaluation of Council's assets in that year - \$52m non-cash accounting entry and this is offset by the decrease in the grants funds mentioned above.
- The cash received for the grant will form part of Council's cash holdings at the end of each year, until the project is complete, which is why the cash at bank at the end of the year for the next few years is at a high level. This cash is restricted for future use on the capital project to relocate the Depot.

1. Link to the Council Plan

This section describes how the Annual Budget links to the achievement of the Council Plan within an overall planning and reporting framework. This framework guides the Council in identifying community needs and aspirations over the long term, medium term (Council Plan) and short term (Annual Budget) and then holding itself accountable (Annual Report).

1.1 Planning and accountability framework

The Strategic Resource Plan, part of and prepared in conjunction with the Council Plan, is a rolling four-year plan that outlines the financial and non-financial resources that Council requires to achieve the strategic objectives described in the Council Plan. The Annual Budget is framed within the Strategic Resource Plan, considering the services and initiatives which contribute to achieving the strategic objectives specified in the Council Plan. The diagram below depicts the planning and accountability framework that applies to local government in Victoria.



Source: Department of Environment, Land, Water and Planning

The timing of each component of the planning framework is critical to the successful achievement of the planned outcomes.

1.2 Our purpose

Our vision

A vibrant, liveable and sustainable inner city that the community can be proud of.

Our values

We aim to achieve the greatest outcomes for the community through delivering our Council Plan and working with, and for, all in Yarra. Our values guide our conduct and working relationships with colleagues and the community.

INTEGRITY

Honesty. Fairness. Transparency.

We communicate clearly and apply policies and procedures with discretion, judgement and sensitivity for equitable outcomes.

ACCOUNTABILITY

Ownership. Leadership. Initiative

We take responsibility for our actions and welcome feedback. We follow through on obligations and commitments promptly, and willingly achieve agreed goals and standards.

TEAMWORK

Support. Collaboration. Encouragement.

We acknowledge we are one organisation in which every person plays an important role. We build positive working relationships across all teams and groups and in our interactions with the wider community. We engage our colleagues, value their experiences and share our resources.

RESPECT

Understanding. Empathy. Courtesy.

We celebrate diversity and value different opinions, views and working styles. We seek to understand expectations and differing needs then respond appropriately.

INNOVATION

Lead. Learn. Improve.

We tackle challenges and try new things. We strive for a learning culture. We embrace change and are not hampered by fear. We learn from our actions and experiences. We seek and provide feedback. We further develop our knowledge and skills.

SUSTAINABILITY

Environmental. Economic. Social. Cultural.

Our long-term vision guides our investment in the future to promote the health and resilience of our organisation and our community.

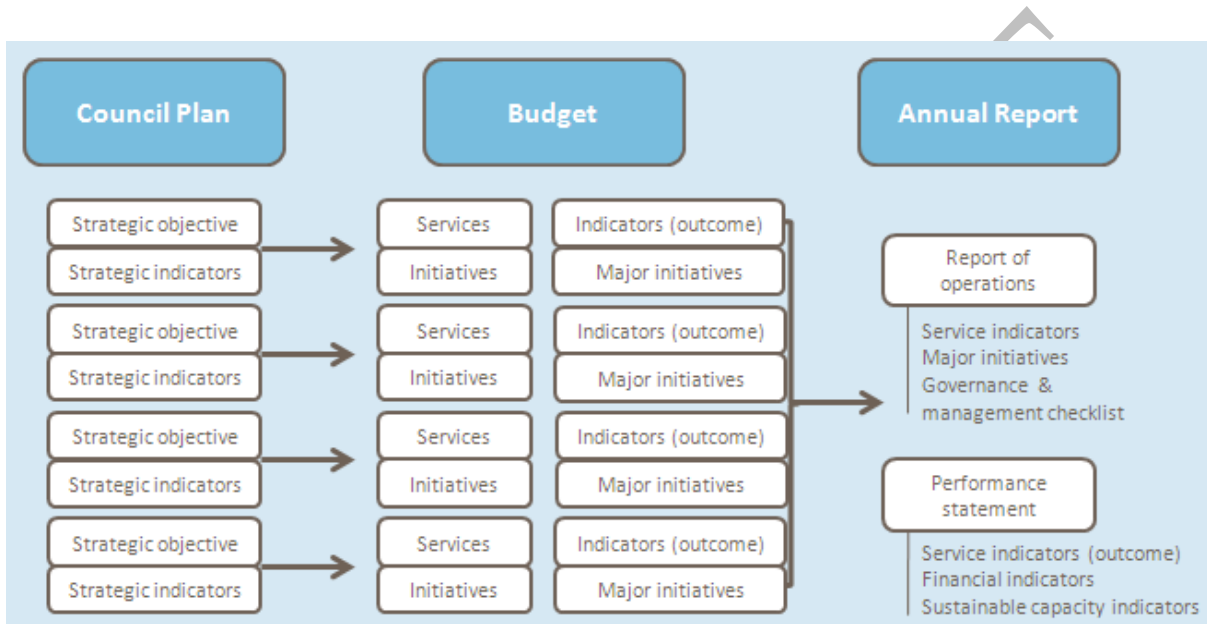
1.3 Strategic objectives

Council delivers services and initiatives across a number of Branches and Business Units. Each contributes to the achievement of one of the Strategic Objectives as set out in the Council Plan incorporating the Municipal Public Health and Wellbeing Plan for the years 2017-21. The following table lists the seven Strategic Objectives as described in the Council Plan.

Strategic Objective	Description
1. A healthy Yarra: Community health, safety and wellbeing are a focus in everything we do	Council plays a key role in contributing to our community's health and wellbeing. From delivering maternal and child health services to ensuring access to open space, enforcing noise regulations to supporting community and cultural initiatives, community health, safety and wellbeing is central to everything we do.
2. An inclusive Yarra: Inclusion, diversity and uniqueness are welcomed, respected and celebrated	Identity was a passionate and recurring theme throughout community consultation for the Council Plan. Our community values its diversity. Creating a safe place where people of all ages, genders, sexualities, abilities, cultures and backgrounds feel welcome and connected is a priority for Council.
3. A sustainable Yarra: Council leads on sustainability and protects and enhances its natural environment	As Victoria's first carbon-neutral council, we are proud of our commitment to sustainability. Protecting our natural environment and supporting our community to reduce its environmental footprint will continue to be a priority for Council.
4. A liveable Yarra: Development and growth are managed to maintain and enhance the character and heritage of the city	With demand for inner city housing increasing, Council is mindful of the importance of balancing the needs of new and existing residents, and ensuring that development does not encroach on the amenity or heritage of our city.
5. A prosperous Yarra: Local businesses prosper and creative and knowledge industries thrive	Yarra is a great place to do business and to work. Supporting local businesses and creative industries not only contributes to Yarra's economy, but also increases local employment opportunities, enhances street life and fosters community connectedness.
6. A connected Yarra: Connectivity and travel options are environmentally sustainable, integrated and well-designed	Council is committed to creating a city that is accessible to all irrespective of levels of personal mobility, to support a fulfilling life without the need for a car.
7. A leading Yarra: Transparency, performance and community participation drive the way we operate	Council is committed to change through an energised, cohesive team of professionals, recognised for our leadership, innovation and service.

2. Services and initiatives and service performance outcome indicators

This section provides a description of the services and initiatives to be funded in the Budget for the 2019/20 year and how these will contribute to achieving the strategic objectives outlined in the Council Plan. It also describes several initiatives and service performance outcome indicators for key areas of Council’s operations. Council is required by legislation to identify major initiatives, initiatives and service performance outcome indicators in the Budget and report against them in their Annual Report to support transparency and accountability. The relationship between these accountability requirements in the Council Plan, the Budget and the Annual Report is shown below.



Source: Department of Environment, Land, Water and Planning

DRAFT

2.1 Strategic Objective 1

A healthy Yarra:

a place where...Community health, safety and wellbeing are a focus in everything we do

Council plays a key role in contributing to our community's health and wellbeing. From delivering maternal and child health services to ensuring access to open space, enforcing noise regulations to supporting community and cultural initiatives, community health, safety and wellbeing is central to everything we do.

Council's work to achieve this Strategic Objective includes the following strategies:

- 1.1 Maintain and enhance Yarra's open space network to meet the diverse range of community uses
- 1.2 Promote a community that is inclusive, resilient, connected and enjoys strong mental and physical health and wellbeing
- 1.3 Provide health promoting environments that encourage healthy eating and active living
- 1.4 Assist to reduce the harms from alcohol and drugs on individuals and the community in partnership with State Agencies and key service providers
- 1.5 Promote environments that support safe and respectful sexual practices and reproductive choices
- 1.6 Promote a gender equitable, safe and respectful community
- 1.7 Promote an effective and compassionate approach to rough sleeping and advocate for affordable, appropriate housing
- 1.8 Provide opportunities for people to be involved in and connect with their community

Services

Service area	Description of services provided		2017/18 Actual \$'000	2018/19 Forecast \$'000	2019/20 Budget \$'000
Family, Youth and Children's Services	Family, Youth and Children's Services provides direct services for children, young people and their families and is also responsible for municipal wide planning for children and young people. The Branch is structured into five service units: Children's Services, Family Services, Youth and Middle Years Services, Connie Benn Centre and Service Planning and Development.	<i>Exp</i>	16,582	17,656	18,317
		<i>Rev</i>	(9,399)	(9,427)	(9,831)
		<i>NET</i>	7,183	8,229	8,486

Key services:

- Education and Care / Children's Services
- Maternal & Child Health
- Family Support
- Youth & Middle Years

City of Yarra Draft 2019/20 Budget – Adoption in Principle

Service area	Description of services provided		2017/18 Actual \$'000	2018/19 Forecast \$'000	2019/20 Budget \$'000
Aged and Disability Services	<p>Aged and Disability Services provides a range of services to assist older adults and people with disabilities to live independently in their homes in partnership with the State and Federal Government. The services include home care, personal care, home maintenance, meals and social support to older people, younger people with disability and their carers.</p> <p>The Branch carries out community development and strategic planning roles to support the inclusion of older adults and people with disability in community life, including resourcing Council's Disability Advisory Committee and the Active Ageing Advisory Group.</p> <p>Key Services:</p> <ul style="list-style-type: none"> • Delivering community care services • Community Development • Support for Older Persons Groups • Strategy planning and development for Disability, Access & Inclusion and Active Ageing • Metro Access • Community Transport • Contract Management 	<i>Exp</i>	6,400	6,413	6,514
		<i>Rev</i>	(2,972)	(3,704)	(3,774)
		<i>NET</i>	3,428	2,709	2,740
Recreation and Leisure Services	<p>Recreation and Leisure Services operates three major leisure and aquatic facilities, a public golf course and a community gymnasium and provides a range of high quality facilities and programs that encourage participation from a broad cross section of the community.</p> <p>The branch also manages and provides accessible recreation opportunities, services, facilities and open space.</p> <p>Our service manages and provides diverse recreational and leisure opportunities, whilst maintaining facilities that are safe, clean and fit-for-purpose.</p>	<i>Exp</i>	11,662	12,721	12,230
		<i>Rev</i>	(10,609)	(10,540)	(11,129)
		<i>NET</i>	1,053	2,181	1,101

City of Yarra Draft 2019/20 Budget – Adoption in Principle

Service area	Description of services provided		2017/18 Actual \$'000	2018/19 Forecast \$'000	2019/20 Budget \$'000
	Key Services:				
	<ul style="list-style-type: none"> • Collingwood Leisure Centre • Richmond Recreation Centre • Fitzroy Swimming Pool • Burnley Golf Course • Recreation planning, club development and sports field allocation 				
Compliance Services	Compliance Services is responsible for a range of statutory enforcement services to maximise the health, safety and harmony of the City.	<i>Exp</i>	6,344	6,669	6,607
		<i>Rev</i>	(5,111)	(5,057)	(5,096)
		<i>NET</i>	1,233	1,612	1,511
	Key Services:				
	<ul style="list-style-type: none"> • Animal Management • Local Laws Enforcement • School Crossing Management • Temporary Liquor Licensing referrals • Local Law permits • Litter Enforcement • Planning Enforcement • Health Protection (including Food Safety and Immunisation) 				
Social Policy and Research	Social Policy and Research has responsibility for managing the organisation's response to community safety, health planning including alcohol and other drug issues, policy and research and the night time economy.	<i>Exp</i>	491	482	558
		<i>Rev</i>	(-)	(-)	(-)
		<i>NET</i>	491	482	558
	Key Services:				
	<ul style="list-style-type: none"> • Undertake social research • Undertake strategic research, planning and policy development • Health Planning • Administer the Annual Customer Satisfaction Survey 				

Initiatives

Strategic Objective	Major Initiatives	Other Initiatives
A healthy Yarra	<p>1. Ryans Reserve Netball Tennis Court and Pavilion - \$1.2 million</p> <p>Redevelopment of courts to improve functionality and make compliant. Resurfacing four netball courts, replacement of sports lights and alterations to boundaries and open space. State Government funding through Sport and Recreation Victoria has been received and the project will be completed in 2020/21.</p> <p>2. Malcolm Graham Pavilion (Kevin Bartlett Reserve) – \$1.23 million</p> <p>Extension and refurbishment of the Malcolm Graham Pavilion to meet legislative, functional, disability access and environmental sustainability requirements.</p> <p>This project commenced in 2018/19 and will be completed this year. State Government funding has enabled Council to broaden the original scope of this project.</p>	<p>1. Panther Pavilion, Fairfield Park (Canoe Club) design - \$485,000</p> <p>A precinct approach will be taken to redesign three facilities and deliver relevant items from the Fairfield Park Master Plan.</p> <p>2. Alphington Bowling Club design works - \$130,000</p> <p>Council is committing \$130K for design works and project management costs for refurbishment works at Alphington Bowling Club.</p>

Service Performance Outcome Indicators

Service	Indicator	2017/18 Actual	2018/19 Forecast	2019/20 Forecast
Animal Management*	Health and Safety Animal management prosecutions (Number of successful animal management prosecutions)	13	13	13
Aquatic Facilities*	Utilisation Utilisation of aquatic facilities (Number of visits to aquatic facilities per head of municipal population)	9.14	9.14	9.14
Food Safety*	Health and Safety Critical and major non-compliance outcome notifications (Percentage of critical and major non-compliance outcome notifications that are followed up by Council)	99.56%	100%	100%
Maternal and Child Health*	Participation Participation in the MCH service	80.41%	80.41%	80.41%

City of Yarra Draft 2019/20 Budget – Adoption in Principle

Service	Indicator	2017/18 Actual	2018/19 Forecast	2019/20 Forecast
	(Percentage of children enrolled who participate in the MCH service)			
Maternal and Child Health*	Participation	79.37%	79.37%	79.37%
	Participation in MCH service by Aboriginal children			
	(Percentage of Aboriginal children enrolled who participate in the MCH service)			

*refer to table at end of section 2.8 for information on the calculation of Service Performance Outcome Indicators.

DRAFT BUDGET

2.2 Strategic Objective 2

An inclusive Yarra: a place where...Inclusion, diversity and uniqueness are welcomed, respected and celebrated

Identity was a passionate and recurring theme throughout community consultation for the Council Plan. Our community values its diversity. Creating a safe place where people of all ages, genders, sexualities, abilities, cultures and backgrounds feel welcome and connected is a priority for Council.

Council's work to achieve this Strategic Objective will include the following strategies:

- 2.1 Build resilience by providing opportunities and places for people to meet, be involved in and connect with their community
- 2.2 Remain a highly inclusive Municipality, proactive in advancing and advocating for the rights and interests of specific groups in the community and community issues
- 2.3 Continue to be a local government leader and innovator in acknowledging and celebrating Aboriginal history and culture in partnership with Traditional Owners
- 2.4 Acknowledge and celebrate our diversity and people from all cultural backgrounds.
- 2.5 Support community initiatives that promote diversity and inclusion.

Services

Service area	Description of services provided		2017/18 Actual \$'000	2018/19 Forecast \$'000	2019/20 Budget \$'000
Community Partnerships	Community Partnerships leads community development in Yarra through strengthening civic participation, championing social inclusion and cohesion and supporting community groups and organisations.	<i>Exp</i>	3,407	3,684	4,138
		<i>Rev</i>	(16)	(-)	(-)
		<i>NET</i>	3,391	3,684	4,138
	Key Services:				
	<ul style="list-style-type: none"> • LGBTIQ Working Group • Manage relationships and funding agreements with Neighbourhood Houses and community centres • Manage needle and syringe contract • Coordinate and administer the Community Grants Program • Strategy planning and development for Aboriginal Partnerships , volunteering, social housing and 				

Service area	Description of services provided	2017/18 Actual \$'000	2018/19 Forecast \$'000	2019/20 Budget \$'000
--------------	----------------------------------	-----------------------	-------------------------	-----------------------

homelessness and multicultural affairs

Initiatives

Strategic Objective	Major Initiatives	Other Initiatives
---------------------	-------------------	-------------------

An inclusive Yarra

1. Access and Inclusion Strategy and Action Plan projects - \$124,000

Funding is being provided to deliver four projects in the adopted Access and Inclusion Strategy.

1. Aboriginal Employment - \$59,604

Funding for two flexible, part time positions to increase Aboriginal representation in Yarra's workforce.

2. Community Facilities for Older People - \$50,000

A service review and feasibility assessment of Willowview/Collingwood Seniors Centre will be undertaken to determine the vision, purpose and focus of these assets for future use to support services and activities for older people.

Service Performance Outcome Indicators
Nil

DRAFT BUDGET

2.3 Strategic Objective 3

A sustainable Yarra: a place where...Council leads on sustainability and protects and enhances its natural environment

As Victoria's first carbon-neutral council, we are proud of our commitment to sustainability. Protecting our natural environment and supporting our community to reduce its environmental footprint will continue to be a priority for Council.

Council's work to achieve this Strategic Objective will include the following strategies:

- 3.1 Investigate strategies and initiatives to better manage the long term effects of climate change
- 3.2 Support and empower a more sustainable Council and Community
- 3.3 Lead in sustainable energy policy and deliver programs to promote carbon neutral initiatives for the municipality and maintain Council as a carbon neutral organisation
- 3.4 Reduce the amount of waste-to-landfill with a focus on improved recycling and organic waste disposal
- 3.5 Promote responsible water usage and practices
- 3.6 Promote and facilitate urban agriculture with a focus on increasing scale and uptake in the community
- 3.7 Investigate strategies and initiatives to improve biodiversity

Services

Service area	Description of services provided		2017/18 Actual \$'000	2018/19 Forecast \$'000	2019/20 Budget \$'000
Sustainability Services	Sustainability Services focusses on the advocacy and policy areas of environmental management including reducing Yarra's greenhouse gas emissions/energy consumption and climate change adaptation.	<i>Exp</i>	2,376	2,848	3,225
		<i>Rev</i>	(-)	(51)	(-)
		<i>NET</i>	2,376	2,797	3,225
Waste Services	Waste Services oversees the delivery of all waste services, waste minimisation, open space maintenance and Urban Agriculture.	<i>Exp</i>	23,130	24,848	25,867
		<i>Rev</i>	(990)	(1,137)	(230)
		<i>NET</i>	22,140	23,711	25,637
	Key Services:				
	<ul style="list-style-type: none"> • Waste and recycling services, policy and planning • Waste minimisation • Street cleaning • Open space maintenance 				

Service area	Description of services provided		2017/18 Actual \$'000	2018/19 Forecast \$'000	2019/20 Budget \$'000
	<ul style="list-style-type: none"> Urban Agriculture policy and planning 				
Water Management Services	Water Management plans for Council to be an active participant in whole of water cycle management and seek all available opportunities to reduce the reliance on potable water by working with water corporations to achieve cost efficient access to alternative water including, treated, and re-using stormwater, recycled water and rainwater.	<i>Exp</i>	34	279	499
		<i>Rev</i>	(-)	(-)	(119)
		<i>NET</i>	34	279	380
	Key Services:				
	<ul style="list-style-type: none"> Water Management 				

Initiatives

Strategic Objective	Major Initiatives	Other Initiatives
A sustainable Yarra	<p>1. Response to Climate Emergency - \$100,000</p> <p>Funding for a permanent role to promote and support community around Climate Emergency; facilitate acceleration of emissions reduction in municipality, in partnership with traditional mechanisms - Sustainability Unit and Yarra Energy Foundation; Firmly integrate Climate Emergency into community engagement, education and behaviour change; and Increase Yarra and YEF partnership programs and outcomes.</p> <p>2. Urban Forest Strategy - \$200,000</p> <p>Funding to increase tree planting in accordance with Council's Urban Forest Strategy.</p> <p>3. Water Management - \$200,000</p> <p>Develop a comprehensive and integrated water strategy, including data collection.</p>	<p>1. Urban Agriculture Strategy projects - \$75,000</p> <p>Funding to implement actions in Council's adopted Urban Agriculture Strategy.</p> <p>2. Waste Minimisation and Resource Recovery Strategy projects - \$113,750</p> <p>Funding to implement actions in Council's adopted Waste Minimisation and Resource Recovery Strategy.</p> <p>3. Buildings Optimisation Officer - \$93,750</p> <p>Employment of an energy efficiency expert to provide in-house advice on projects, maintenance and operational issues and initiatives to support Council to reduce greenhouse gas emissions, energy costs and extend asset life.</p> <p>4. North Carlton Railway Neighbourhood House Community Garden - \$30,000</p> <p>Contribution toward the development of a community garden at North Carlton Railway Neighbourhood House.</p>

Service Performance Outcome Indicators

Service	Indicator	2017/18 Actual	2018/19 Forecast	2019/20 Forecast
Waste collection*	Waste Diversion Kerbside collection waste diverted from landfill (Percentage of garbage, recyclables and green organics collected from kerbside bins that is diverted from landfill)	37.73%	37.73%	37.73%

*refer to table at end of section 2.8 for information on the calculation of Service Performance Outcome Indicators.

DRAFT BUDGET

2.4 Strategic Objective 4

A liveable Yarra:

a place where...Development and growth are managed to maintain and enhance the character and heritage of the city

With demand for inner city housing increasing, Council is mindful of the importance of balancing the needs of new and existing residents, and ensuring that development does not encroach on the amenity or heritage of our city.

Council's work to achieve this Strategic Objective includes the following strategies:

- 4.1 Protect Yarra's heritage and neighbourhood character
- 4.2 Actively plan for Yarra's projected growth and development and advocate for an increase in social and affordable housing
- 4.3 Plan, promote and provide built form, open space and public places that are accessible to all ages and abilities
- 4.4 Protect Council assets through effective proactive construction management
- 4.5 Encourage and promote environmentally sustainable building, urban design, place-making and public realm outcomes
- 4.6 Provide direction and improve decision making on infrastructure projects through the application of the Strategic Community Infrastructure Framework
- 4.7 Encourage engagement with the community when developments are proposed

Services

Service area	Description of services provided		2017/18 Actual \$'000	2018/19 Forecast \$'000	2019/20 Budget \$'000
Statutory Planning	Statutory Planning is responsible for analysing, processing and assessing planning applications to ensure that the use and development of land which gives effect to state and local planning policies, are based on clear procedures, appropriate public participation and coordination with other Branches of Council. Key Services: <ul style="list-style-type: none"> • Planning Applications • VCAT and Panel Hearings • Advice on planning and specialist heritage and environmental sustainability issues • Subdivision compliance 	<i>Exp</i>	5,796	5,281	4,399*
		<i>Rev</i>	(7,677)	(7,260)	(7,121)
		<i>NET</i>	(1,881)	(1,979)	(2,722)

* Does not include additional Statutory Planning budgeted

City of Yarra Draft 2019/20 Budget – Adoption in Principle

Service area	Description of services provided		2017/18 Actual \$'000	2018/19 Forecast \$'000	2019/20 Budget \$'000
	<i>expenses of \$1m. Budget for these expenses is included in Corporate expenses for budget purposes.</i>				
City Strategy	<p>City Strategy provides strategic research, planning policy and urban design advice on sustainable land use and development in the municipality through policy development, strategic plans and the development of appropriate planning controls through the Yarra Planning Scheme.</p> <p>Design and Place Making is responsible for providing designs for improving the quality of the public domain in Yarra's activity centres and undertaking design projects for key public spaces in the municipality.</p> <p>Open Space Planning and Design is responsible for the protection and enhancement of the open space and streetscape network and management of the City's trees.</p> <p>Key Services:</p> <ul style="list-style-type: none"> • Monitoring and reviewing the Yarra Planning Scheme • Preparing and assessing Planning Scheme Amendments • Improving the public realm in activity centres and key public spaces • Preparing urban design frameworks and master plans • Delivering urban design and place making projects • Open space planning and design 	<p><i>Exp</i> 3,464</p> <p><i>Rev</i> (231)</p> <hr/> <p><i>NET</i> 3,233</p>	3,482	(135)	3,347
					3,039**
					(178)
					2,861
	<i>**Does not include additional City Strategy budgeted expenses of \$0.5m. Budget for these expenses is included in</i>				

City of Yarra Draft 2019/20 Budget – Adoption in Principle

Service area	Description of services provided		2017/18 Actual \$'000	2018/19 Forecast \$'000	2019/20 Budget \$'000
<i>Corporate expenses for budget purposes.</i>					
Construction Management	Construction Management is responsible for ensuring that development and construction works being undertaken in the municipality meet agreed statutory and/or permit requirements and that developments have minimum impact on the safety and amenity of residents, businesses and Council infrastructure.	<i>Exp</i>	2,944	3,513	3,195
		<i>Rev</i>	(7,080)	(8,873)	(9,115)
		<i>NET</i>	(4,136)	(5,360)	(5,920)
Key services:					
<ul style="list-style-type: none"> • Management of Construction Management Plans • Assessing and issuing permits to occupy Council land • Asset protection permit applications and bond management • Proactive inspections of all permits issued • Management of Utility Consent Notifications process • Managing reactive requests received from the public in relation to building sites and non-compliant activities. 					
Heritage Services	Heritage Services covers all aspects of cultural heritage and heritage places and includes sites, buildings (including interiors), landscapes, streets, laneways, objects, collections, documents and records of the City. Heritage planning.	<i>Exp</i>	54	124	281
		<i>Rev</i>	(-)	(-)	(-)
		<i>NET</i>	54	124	281
Key services:					
<ul style="list-style-type: none"> • Providing strategic advice to Council • Managing the Heritage Restoration Fund • Heritage Strategy development and implementation 					

Service area	Description of services provided	2017/18 Actual \$'000	2018/19 Forecast \$'000	2019/20 Budget \$'000
--------------	----------------------------------	-----------------------	-------------------------	-----------------------

- Coordination of the Heritage Advisory Committee

Major Initiatives

Strategic Objective	Major Initiatives	Other Initiatives
A liveable Yarra	<p>1. Bridge Road Streetscape Master Plan – design and implementation - \$280,000</p> <p>Detailed design and works for the Richmond Town Hall and school precinct including Gleadell Street and Griffiths Street as identified and prioritised in the Master Plan.</p> <p>2. Swan Street Streetscape Masterplan implementation - \$280,750</p> <p>Upgrade of streetscape furniture and fixtures (seats, bins, hoops), tactiles, kerbs, pavements and additional tree planting to priority areas.</p>	

Service Performance Outcome Indicators

Service	Indicator	2017/18 Actual	2018/19 Forecast	2019/20 Forecast
Statutory planning*	<p>Decision making</p> <p>Council planning decisions upheld at VCAT</p> <p>(Percentage of planning application decisions subject to review by VCAT and that were upheld in favour of the Council)</p>	77.45%	77.45%	77.45%

*refer to table at end of section 2.8 for information on the calculation of Service Performance Outcome Indicators.

2.5 Strategic Objective 5

A prosperous Yarra a place where...Local businesses prosper and creative and knowledge industries thrive

Yarra is a great place to do business and to work. Supporting local businesses and creative industries not only contributes to Yarra's economy, but also increases local employment opportunities, enhances street life and fosters community connectedness.

Council's work to achieve this Strategic Objective include the following strategies:

- 5.1 Maintain and strengthen the vibrancy and local identity of retail and commercial precincts
- 5.2 Strengthen and monitor land use change and economic growth including new and emerging economic clusters
- 5.3 Create local employment opportunities by providing targeted and relevant assistance to facilitate business growth, especially for small and medium size enterprises and entrepreneurs through the attraction and retention of businesses
- 5.4 Develop Innovative Smart City solutions in collaboration with government, industry and community that use technology to embrace a connected, informed and sustainable future
- 5.5 Facilitate and promote creative endeavour and opportunities for the community to participate in a broad range of arts and cultural activities
- 5.6 Attract and retain creative and knowledge industries in Yarra
- 5.7 Ensure libraries and neighbourhood houses, support lifelong learning, wellbeing

Services

Service area	Description of services provided		2017/18 Actual \$'000	2018/19 Forecast \$'000	2019/20 Budget \$'000
Economic Development	Economic Development is responsible for developing programs to support Yarra's economy and promoting local businesses and key retail precincts. Key Services: <ul style="list-style-type: none"> • Providing advice, support and services to local businesses • Undertaking tourism and marketing programs 	<i>Exp</i>	841	831	918
		<i>Rev</i>	(1)	(2)	(-)
		<i>NET</i>	840	829	918
Library Services	Yarra Libraries develops and maintains integrated, coordinated Library Services comprised of accessible and responsive practices that are connected to, and informed by our community and are delivered by professional staff working within a supportive learning culture.	<i>Exp</i>	5,300	5,719	5,943
		<i>Rev</i>	(740)	(692)	(659)
		<i>NET</i>	4,560	5,027	5,284

City of Yarra Draft 2019/20 Budget – Adoption in Principle

Service area	Description of services provided	2017/18 Actual \$'000	2018/19 Forecast \$'000	2019/20 Budget \$'000
	<p>Key Services:</p> <ul style="list-style-type: none"> • Free core public library services • Authoritative, accessible information services • Collections and services to support individual and collective quality of life • Development and delivery of activities and events to support reader development and social inclusion • Quality service which we develop and evaluate to pursue excellence • Places and spaces for the community to come together – both real and virtual. 			
Arts, Culture and Venues	<p>Arts, Culture and Venues comprises two business units: Arts and Cultural Services, and Venues and Events. It is responsible for producing and commissioning of works; facilitating projects between external stakeholders and advocacy and managing the use of Council's civic and community buildings, as well our parks and open spaces.</p> <p>Key services:</p> <ul style="list-style-type: none"> • Venues bookings • Service delivery for the operation of three civic buildings and community spaces. • Events permits • Parks and open spaces bookings • Arts development • Community arts • Festivals and events • Art and heritage collections • Public Art 	<p><i>Exp</i> 3,804</p> <p><i>Rev</i> (1,027)</p> <hr/> <p><i>NET</i> 2,777</p>	<p>3,415</p> <p>(703)</p> <hr/> <p>2,712</p>	<p>3,709</p> <p>(790)</p> <hr/> <p>2,919</p>

Service area	Description of services provided	2017/18 Actual \$'000	2018/19 Forecast \$'000	2019/20 Budget \$'000
	<ul style="list-style-type: none"> Room to Create (creative spaces support) program 			

Initiatives

Strategic Objective	Major Initiatives	Other Initiatives
A prosperous Yarra	<p>1. The Census of Land Use and Employment - \$200,000</p> <p>The CLUE project is to survey all commercial and industrial rateable properties and non-rateable properties within the Cremorne Precinct (approximate census size is 1780 properties). The project will provide City of Yarra and key stakeholders with information on land use, industry and employment data at street, block and suburb level.</p>	<p>1. Arts and Cultural Plan 2021-2025 - \$20,000</p> <p>Funding for community consultation to inform the development of a new Arts and Cultural Plan.</p> <p>2. Redevelop Carlton Library courtyard - \$70,000</p> <p>Redevelop the existing courtyard to a useable space that will enable Yarra Libraries to run outdoor activities and programs that cannot currently be offered. Upgrade to include compliant steps, shade/roof structure, reseal pavement, additional furniture, garden beds and mural).</p>

Service Performance Outcome Indicators

Service	Indicator	2017/18 Actual	2018/19 Forecast	2019/20 Forecast
Libraries	Participation Active library members (Percentage of the municipal population that are active library members)	20.72%	20.72%	20.72%

*refer to table at end of section 2.8 for information on the calculation of Service Performance Outcome Indicators.

2.6 Strategic Objective 6

A connected Yarra: a place where...Connectivity and travel options are environmentally sustainable, integrated and well-designed

Council is committed to creating a city that is accessible to all irrespective of levels of personal mobility, to support a fulfilling life without the need for a car.

Council's work to achieve this Strategic Objective includes the following strategies:

- 6.1 Manage traffic movement and promote road safety within local roads
- 6.2 Work in partnership with Vicroads and influence traffic management and road safety on main roads
- 6.3 Investigate and implement effective parking management options
- 6.4 Improve accessibility to public transport for people with mobility needs and older people
- 6.5 Develop and promote pedestrian and bicycle infrastructure that encourages alternate modes of transport, improves safety and connectedness
- 6.6 Advocate for increased infrastructure and performance of public transport across Melbourne

Service area	Description of services provided		2017/18 Actual \$'000	2018/19 Forecast \$'000	2019/20 Budget \$'000
Parking Services	Parking Services is responsible for a range of statutory enforcement services to maximise the safety, compliance and harmony of the City and for the management of limited parking resources. Key Services: <ul style="list-style-type: none"> • Parking Enforcement Program • Processing Parking Infringements • Parking Permit Scheme • Prosecutions 	<i>Exp</i>	11,145	11,042	12,055
		<i>Rev</i>	(30,137)	(30,616)	(31,068)
		<i>NET</i>	(18,992)	(19,574)	(19,013)
Traffic and Civil Engineering	Traffic and Civil Engineering assesses and improves Yarra's Infrastructure to create an efficient, effective and safe traffic environment and ensure best design outcomes for the community related to major projects, developments and utility works. Key Services: <ul style="list-style-type: none"> • Traffic Management and Improvements 	<i>Exp</i>	1,224	2,350	2,243
		<i>Rev</i>	(481)	(505)	(20)
		<i>NET</i>	743	1,845	2,223

City of Yarra Draft 2019/20 Budget – Adoption in Principle

Service area	Description of services provided		2017/18 Actual \$'000	2018/19 Forecast \$'000	2019/20 Budget \$'000
	<ul style="list-style-type: none"> Local Area Place Making Studies (LAPMS) Civil Engineering Assessment and Coordination of Major Projects, Developments and Utility Works Implementation of Road Management Act 				
Road Services and Fleet Management	Road Services and Fleet Management manages and maintains Council's road and footpath infrastructure, fleet, plant and equipment.	<i>Exp</i>	6,029	7,162	7,116
		<i>Rev</i>	(54)	(89)	(115)
		<i>NET</i>	5,975	7,073	7,001
	Key Services:				
	<ul style="list-style-type: none"> Graffiti Management Yarra Roads Services Fleet Management Emergency Management Delivering road infrastructure capital works projects 				
Strategic Transport	Strategic Transport focuses on advocacy and policy and delivers cycling infrastructure projects.	<i>Exp</i>	509	576	619
		<i>Rev</i>	(10)	(1)	(10)
		<i>NET</i>	499	575	609
	Key Services				
	<ul style="list-style-type: none"> Advocating for improved public transport services Improving bicycle infrastructure Developing initiatives to increase number of cyclists Delivering road safety projects for cyclists and pedestrians 				

Initiatives

Strategic Objective	Major Initiatives	Other Initiatives
A connected Yarra	<p>1. Local Area Place Making (LAPM) - \$1.35 million</p> <p>Traffic calming and place making treatments will be delivered following studies in 2017/18 and consultation in 2018/19 in the following precincts:</p> <ul style="list-style-type: none"> Abbotsford (area bounded by Johnston Street, Hoddle Street, Victoria Street and the Yarra River) Bendigo (area bounded by Bridge Road, Burnley Street, Swan Street and the Yarra River) Scotchmer (area bounded by Nicholson Street, Alexandra Parade, Brunswick Street and St Georges Road) <p>2. Completion of Wellington Street Copenhagen Bicycle Lanes (Gipps Street to Johnston Street) - \$350,000</p> <p>Council will complete construction of Stage 2 separated Copenhagen bicycle lanes on Wellington Street between Gipps and Johnston Street.</p>	<p>1. Pedestrian Provisions – \$110,000</p> <p>Continue to deliver a range of local area improvement works to pedestrian amenity in accordance with the Encouraging and Increasing Walking Strategy.</p> <p>2. Road Safety Projects – \$245,000</p> <p>Funding to deliver a range of projects to improve road safety.</p> <p>3. Bicycle infrastructure – \$530,000</p> <p>Funding for Bicycle Infrastructure projects in line with the Bicycle Strategy Refresh including bicycle lanes, signage, ramps and signal changes.</p> <p>4. Integrated Transport Strategy and Parking Management Plan - \$200,000</p> <p>Funding to develop an Integrated Transport and Parking Management Plan.</p> <p>5. Gleadell/Highett Streets threshold treatment - \$150,000</p> <p>Design and construct a raised threshold treatment on Gleadell Street at Highett Street to improve community safety.</p>

Service Performance Outcome Indicators

Service	Indicator	2017/18 Actual	2018/19 Forecast	2019/20 Forecast
Roads*	Satisfaction	72.20%	72.20%	72.20%
	Satisfaction with sealed local roads (Community satisfaction rating out of 100 with how Council has performed on the condition of sealed local roads)			

*refer to table at end of section 2.8 for information on the calculation of Service Performance Outcome Indicators.

2.7 Strategic Objective 7

A leading Yarra: a place where...Transparency, performance and community participation drive the way we operate

Council is committed to change through an energised, cohesive team of professionals, recognised for our leadership, innovation and service.

Council's work to achieve this Strategic Objective includes the following strategies:

- 7.1 Ensure Council's assets and financial resources are managed responsibly to deliver financial sustainability
- 7.2 Continue to develop a culture of continuous improvement and innovation
- 7.3 Maintain a culture of transparency, governance, ethical practice and management of risks that instils a high level of community respect and confidence in Council decision-making
- 7.4 Ensure Council services are efficient, well-planned, accessible and meet community needs
- 7.5 Provide the community with meaningful and genuine opportunities to contribute to and participate in Council planning and decision making processes with a focus on young people, hard to reach and traditionally underrepresented communities
- 7.6 Enable greater transparency and access to the conduct of Council Meetings
- 7.7 Develop Innovative Smart City solutions in collaboration with Government, Industry and Community which will use open data technology
- 7.8 Continue a 'customer centric' approach to all service planning and delivery

Services

Service area	Description of services provided		2017/18 Actual \$'000	2018/19 Forecast \$'000	2019/20 Budget \$'000
CEO Office	<p>The CEO Office includes the Governance and Support Office, Office of Mayor and Councillors and the Property Management Unit. It is responsible for a range of professional services to internal and external clients, with an emphasis on governance related issues including compliance, regulation, transparency probity and Internal Audit. It is also responsible for managing Councils property portfolio including leases, licences and management agreements.</p> <p>Internal Audit ensures the organisation has policies and procedures in place to manage its risks and engender confidence in our corporate governance. It is responsible for oversight of the organisation's Internal Audit Program and</p>	<i>Exp</i>	5,699	6,389	6,612
		<i>Rev</i>	(2,138)	(1,931)	(1,716)
		<i>NET</i>	(3,561)	4,458	4,896

Service area	Description of services provided	2017/18 Actual \$'000	2018/19 Forecast \$'000	2019/20 Budget \$'000
	<p>provides the Secretariat function for Council's Audit Committee.</p> <p>Key Services:</p> <ul style="list-style-type: none"> • Council agendas and minutes • Freedom of Information • Internal ombudsman • Mayor and Councillors Office • Place naming • Property Management • Public Registers • Management of Legal Services • Audit Committee • Internal Audit program 			
People and Culture	<p>People and Culture promotes accountability and enhances competency, effectiveness and wellbeing as a shared responsibility of the organisation and its people and strives to generate a positive and productive work and learning environment.</p> <p>The Risk and Occupational Health and Safety Unit ensures the organisation has policies and procedures in place to manage its risks and ensure a safe work environment.</p> <p>Key Services:</p> <ul style="list-style-type: none"> • Culture change and the development of the organisation • Performance planning and assessment • Employee Relations • Workforce planning, recruitment and selection • HR administration • Occupational Health, Safety • Risk Management • Business Continuity • Emergency Management 	<p><i>Exp</i> 4,133</p> <p><i>Rev</i> (57)</p> <p><i>NET</i> 4,076</p>	<p>4,086</p> <p>(-)</p> <p>4,086</p>	<p>4,892</p> <p>(-)</p> <p>4,892</p>

City of Yarra Draft 2019/20 Budget – Adoption in Principle

Service area	Description of services provided		2017/18 Actual \$'000	2018/19 Forecast \$'000	2019/20 Budget \$'000
	<ul style="list-style-type: none"> Insurance 				
Communications and Engagement	<p>Communications and Engagement is responsible for communications, issues and media management, consultation and engagement, strategic advocacy, publications, digital communications including website and social media, and civic events.</p> <p>Key Services:</p> <ul style="list-style-type: none"> Consultation and engagement Public relations / public affairs Media relations, monitoring and advertising Digital and social media Civic events, festival presence, speeches Major Campaigns Issues Management 	<p><i>Exp</i> 1,751</p> <p><i>Rev</i> (-)</p> <p><i>NET</i> 1,751</p>	<p>2,033</p> <p>(-)</p> <p>2,033</p>	<p>2,561</p> <p>(-)</p> <p>2,561</p>	
Customer Service	<p>Customer Service provides Council with three customer service locations, telephone call centre and corporate records management,</p> <p>Key Services:</p> <ul style="list-style-type: none"> Customer Service Customer Relationship Management system and strategy Corporate records management 	<p><i>Exp</i> 3,096</p> <p><i>Rev</i> (1)</p> <p><i>NET</i> 3,095</p>	<p>3,122</p> <p>(-)</p> <p>3,122</p>	<p>3,098</p> <p>(-)</p> <p>3,098</p>	
Finance	<p>The Finance Branch delivers financial accounting, management accounting, revenue management, valuations and payroll services to the organisation. It also develops financial strategies that will ensure the City of Yarra is a viable organisation able to continue provision of quality</p>	<p><i>Exp</i> 4,623</p> <p><i>Rev</i> (2,904)</p> <p><i>NET</i> 1,719</p>	<p>4,757</p> <p>(3,258)</p> <p>1,499</p>	<p>4,615</p> <p>(2,814)</p> <p>1,801</p>	

City of Yarra Draft 2019/20 Budget – Adoption in Principle

Service area	Description of services provided		2017/18 Actual \$'000	2018/19 Forecast \$'000	2019/20 Budget \$'000
	<p>maximise their ability to support delivery of services to the community.</p> <p>Key Services:</p> <ul style="list-style-type: none"> • Strategic Asset Management • Capital Works planning, development, monitoring and reporting • Assessment of referred development applications • Building Services and Facilities Maintenance • Building Projects delivery 				
Information and Communication Technology	<p>Information and Communication Technology facilitates the acquisition, maintenance, retirement and usage of all information systems maintained or used by the operations and staff of the City of Yarra including fixed and mobile hardware, installed and cloud sourced software and telecommunications equipment.</p> <p>Key Services:</p> <ul style="list-style-type: none"> • Business Analysis • Support of business applications and process improvements • Administration and maintenance of the IS Infrastructure • GIS Administration 	<i>Exp</i>	6,473	6,928	7,248
		<i>Rev</i>	(7)	(13)	(-)
		<i>NET</i>	6,466	6,915	7,248

Initiatives

Strategic Objective	Major Initiatives	Other Initiatives
A leading Yarra	<p>1. Council meeting live streaming - \$60,000</p> <p>Install fixed equipment to enable live streaming of Council meetings.</p>	

Service Performance Outcome Indicators

Service	Indicator	2017/18 Actual	2018/19 Forecast	2019/20 Forecast
Governance*	Satisfaction Satisfaction with Council decisions (Community satisfaction rating out of 100 with how Council has performed in making decisions in the interests of the community)	66.80	66.80	66.80

*refer to table at end of section 2.8 for information on the calculation of Service Performance Outcome Indicators.

DRAFT BUDGET

2.8 Service Performance Outcome Indicators

Service	Indicator	Performance Measure	Computation
Governance	Satisfaction	Satisfaction with Council decisions (Community satisfaction rating out of 100 with how Council has performed in making decisions in the interests of the community)	Community satisfaction rating out of 100 with how Council has performed in making decisions in the interests of the community
Statutory planning	Decision making	Council planning decisions upheld at VCAT (Percentage of planning application decisions subject to review by VCAT and that were not set aside)	[Number of VCAT decisions that did not set aside Council's decision in relation to a planning application / Number of VCAT decisions in relation to planning applications] x100
Roads	Satisfaction	Satisfaction with sealed local roads (Community satisfaction rating out of 100 with how Council has performed on the condition of sealed local roads)	Community satisfaction rating out of 100 with how Council has performed on the condition of sealed local roads.
Libraries	Participation	Active library members (Percentage of the municipal population that are active library members)	[Number of active library members / municipal population] x100
Waste collection	Waste diversion	Kerbside collection waste diverted from landfill (Percentage of garbage, recyclables and green organics collected from kerbside bins that is diverted from landfill)	[Weight of recyclables and green organics collected from kerbside bins / Weight of garbage, recyclables and green organics collected from kerbside bins] x100
Aquatic Facilities	Utilisation	Utilisation of aquatic facilities (Number of visits to aquatic facilities per head of municipal population)	Number of visits to aquatic facilities / Municipal population
Animal Management	Health and safety	Animal management prosecutions (Number of successful animal management prosecutions)	Number of successful animal management prosecutions
Food safety	Health and safety	Critical and major non-compliance outcome notifications (Percentage of critical and major non-compliance outcome notifications that are followed up by Council)	[Number of critical non-compliance outcome notifications and major non-compliance outcome notifications about a food premises followed up / Number of critical non-compliance outcome notifications and major non-compliance outcome notifications about food premises] x100
Maternal and Child Health	Participation	Participation in the MCH service (Percentage of children enrolled who participate in the MCH service)	[Number of children who attend the MCH service at least once (in the year) / Number of children enrolled in the MCH service] x100
		Participation in MCH service by Aboriginal children (Percentage of Aboriginal children enrolled who participate in the MCH service)	[Number of Aboriginal children who attend the MCH service at least once (in the year) / Number of Aboriginal children enrolled in the MCH service] x100

2.9 Reconciliation with budgeted operating result

	Net Cost (Revenue) \$'000	Expenditure \$'000	Revenue \$'000
A healthy Yarra	14,396	44,226	(29,830)
An inclusive Yarra	4,138	4,138	(-)
A sustainable Yarra	29,242	29,591	(349)
A liveable Yarra	(5,500)	10,914	(16,414)
A prosperous Yarra	9,121	10,570	(1,449)
A connected Yarra	(9,180)	22,033	(31,213)
A leading Yarra	34,117	39,305	(5,188)
Total	76,334	160,777	(84,443)
Expenses added in:			
Depreciation	22,800		
Finance costs	2,035		
Other expenses	3,301		
Deficit before funding sources	104,470		
Funding sources added in:			
Rates and charges revenue	(112,465)		
Capital Grants	(2,433)		
Other Income	(1,079)		
Total funding sources	(115,977)		
Operating (surplus)/deficit for the year	(11,507)		

DRAFT

3. Financial statements

This section presents information in regard to the Financial Statements and Statement of Human Resources. The budget information for the year 2019/20 has been supplemented with projections to 2022/23 extracted from the Strategic Resource Plan.

This section includes the following financial statements prepared in accordance with the *Local Government Act 1989* and the *Local Government (Planning and Reporting) Regulations 2014*.

Comprehensive Income Statement
Balance Sheet
Statement of Changes in Equity
Statement of Cash Flows
Statement of Capital Works
Statement of Human Resources

Pending Accounting Standards

The 2019-20 budget has been prepared based on the accounting standards applicable at the date of preparation. This means that pending accounting standards that will be in effect from the 2019-20 financial year have not been considered in the development of the budget.

Standards that are likely to impact on the 2019-20 financial statements, not considered in the preparation of the budget include:

- AASB 16 Leases
- AASB 15 Revenue from Contracts with Customers, and
- AASB 1058 Income of Not for Profit Entities.

While it is not possible to determine the precise impact of these standards at this time, the broad impact on Council is estimated to be as follows:

- AASB 16 Leases – Introduces a single lessee accounting model whereby the Council will be required to recognise a right of use asset and associated liability for leases longer than 12 months, except those considered to be of low value.
- AASB 15 Revenue from Contracts with Customers and AASB 1058 Income of Not for Profit Entities – Changes the way that Councils recognise income and also address matters such as grant funding, contribution of assets and volunteer services. A key change is replacement for some transactions of the criteria of control as a determinant of the timing of income recognition, with the criteria of satisfying performance obligations in an enforceable agreement. These new standards have the potential to impact the timing of how the Council recognises income.

Comprehensive Income Statement

For the four years ending 30 June 2023

		Forecast Actual 2018/19	Budget 2019/20	Strategic Resource Plan Projections		
	NOTES	\$'000	\$'000	2020/21 \$'000	2021/22 \$'000	2022/23 \$'000
Income						
Rates and charges	4.1.1	108,531	112,465	116,373	120,581	124,793
Statutory fees and fines	4.1.2	32,521	32,935	33,435	33,935	34,435
User fees	4.1.3	31,030	32,330	33,330	34,330	35,330
Grants - Operating	4.1.4	12,796	12,541	12,422	12,733	13,051
Grants - Capital	4.1.4	20,340	2,432	2,860	7,070	580
Contributions – monetary - open space	4.1.5	4,500	4,300	4,300	4,300	4,300
Contributions – monetary - other	4.1.5	418	397	400	400	400
Net gain/(loss) on disposal of property, infrastructure, plant and equipment		205	180	160	190	210
Fair value adjustments for investment property		-	-	-	-	-
Share of net profits/(losses) of associates and joint ventures		-	-	-	-	-
Other income	4.1.6	3,775	2,836	3,336	3,836	4,336
Total income		214,116	200,416	206,616	217,375	217,435
Expenses						
Employee costs	4.1.7	82,211	87,115	89,375	91,663	93,996
Materials and services	4.1.8	73,904	72,959	75,283	77,743	80,187
Depreciation and amortisation	4.1.9	22,696	22,800	23,300	23,800	24,300
Bad and doubtful debts		4,000	4,000	4,000	4,000	4,000
Borrowing costs		1,963	2,035	1,980	1,876	1,692
Other expenses	4.1.10	-	-	-	-	-
Total expenses		184,774	188,909	193,938	199,082	204,175
Surplus/(deficit) for the year		29,342	11,507	12,678	18,293	13,260
Other comprehensive income						
Items that will not be reclassified to surplus or deficit in future periods						
Net asset revaluation increment /(decrement)		-	52,204	-	52,465	-
Share of other comprehensive income of associates and joint ventures		-	-	-	-	-
Items that may be reclassified to surplus or deficit in future periods (detail as appropriate)						
		-	-	-	-	-
Total comprehensive result		29,342	63,711	12,678	70,758	13,260

Balance Sheet

For the four years ending 30 June 2023

	NOTES	Forecast	Budget	Strategic Resource Plan		
		Actual		Projections		
		2018/19	2019/20	2020/21	2021/22	2022/23
		\$'000	\$'000	\$'000	\$'000	\$'000
Assets						
Current assets						
Cash and cash equivalents	4.2.1	75,575	78,531	71,028	58,144	53,820
Trade and other receivables		14,568	13,340	12,176	11,078	10,048
Inventories		107	107	107	107	107
Other assets	4.2.1	1,014	1,014	1,014	1,014	1,014
Total current assets		<u>91,264</u>	<u>92,992</u>	<u>84,325</u>	<u>70,343</u>	<u>64,989</u>
Non-current assets						
Trade and other receivables		235	235	235	235	235
Property, infrastructure, plant & equipment	4.2.1	1,915,281	1,975,669	1,995,364	2,075,779	2,089,883
Total non-current assets		<u>1,915,516</u>	<u>1,975,904</u>	<u>1,995,599</u>	<u>2,076,014</u>	<u>2,090,118</u>
Total assets		<u>2,006,780</u>	<u>2,068,896</u>	<u>2,079,924</u>	<u>2,146,357</u>	<u>2,155,107</u>
Liabilities						
Current liabilities						
Trade and other payables		9,283	9,283	9,283	9,283	9,283
Trust funds and deposits		10,906	10,906	10,906	10,906	10,906
Provisions		13,209	13,209	13,209	13,209	13,209
Interest-bearing liabilities		1,176	1,250	33,808	4,110	4,303
Total current liabilities	4.2.2	<u>34,574</u>	<u>34,648</u>	<u>67,206</u>	<u>37,508</u>	<u>37,701</u>
Non-current liabilities						
Provisions		1,398	1,398	1,398	1,398	1,398
Other liabilities		3,630	3,230	2,830	2,430	2,030
Interest-bearing liabilities	4.2.3	42,549	41,280	7,472	33,245	28,942
Total non-current liabilities		<u>47,577</u>	<u>45,908</u>	<u>11,700</u>	<u>37,073</u>	<u>32,370</u>
Total liabilities		<u>82,151</u>	<u>80,556</u>	<u>78,906</u>	<u>74,581</u>	<u>70,071</u>
Net assets		<u>1,924,629</u>	<u>1,988,340</u>	<u>2,001,018</u>	<u>2,071,776</u>	<u>2,085,036</u>
Equity						
Accumulated surplus		652,209	660,506	670,056	685,321	695,575
Reserves		1,272,420	1,327,834	1,330,962	1,386,455	1,389,461
Total equity		<u>1,924,629</u>	<u>1,988,340</u>	<u>2,001,018</u>	<u>2,071,776</u>	<u>2,085,036</u>

Statement of Changes in Equity

For the four years ending 30 June 2023

	NOTES	Total \$'000	Accumulated Surplus \$'000	Revaluation Reserve \$'000	Other Reserves \$'000
2019 Forecast Actual					
Balance at beginning of the financial year		1,895,287	624,716	1,246,875	23,696
Surplus/(deficit) for the year		29,342	29,342	-	-
Net asset revaluation increment/(decrement)		-	-	-	-
Transfers to other reserves		-	(4,500)	-	4,500
Transfers from other reserves		-	2,651	-	(2,651)
Balance at end of the financial year		1,924,629	652,209	1,246,875	25,545
2020 Budget					
Balance at beginning of the financial year		1,924,629	652,209	1,246,875	25,545
Surplus/(deficit) for the year		11,507	11,507	-	-
Net asset revaluation increment/(decrement)		52,204	-	52,204	-
Transfers to other reserves	4.3.1	-	(4,300)	-	4,300
Transfers from other reserves	4.3.1	-	1,090	-	(1,090)
Balance at end of the financial year	4.3.2	1,988,340	660,506	1,299,079	28,755
2021					
Balance at beginning of the financial year		1,988,340	660,506	1,299,079	28,755
Surplus/(deficit) for the year		12,678	12,678	-	-
Net asset revaluation increment/(decrement)		-	-	-	-
Transfers to other reserves		-	(4,300)	-	4,300
Transfers from other reserves		-	1,172	-	(1,172)
Balance at end of the financial year		2,001,018	670,056	1,299,079	31,883
2022					
Balance at beginning of the financial year		2,001,018	670,056	1,299,079	31,883
Surplus/(deficit) for the year		18,293	18,293	-	-
Net asset revaluation increment/(decrement)		52,465	-	52,465	-
Transfers to other reserves		-	(4,300)	-	4,300
Transfers from other reserves		-	1,272	-	(1,272)
Balance at end of the financial year		2,071,776	685,321	1,351,544	34,911
2023					
Balance at beginning of the financial year		2,071,776	685,321	1,351,544	34,911
Surplus/(deficit) for the year		13,260	13,260	-	-
Net asset revaluation increment/(decrement)		-	-	-	-
Transfers to other reserves		-	(4,300)	-	4,300
Transfers from other reserves		-	1,294	-	(1,294)
Balance at end of the financial year		2,085,036	695,575	1,351,544	37,917

Statement of Cash Flows

For the four years ending 30 June
2023

	Notes	Forecast Actual	Budget	Strategic Resource Plan Projections		
		2018/19 \$'000	2019/20 \$'000	2020/21 \$'000	2021/22 \$'000	2022/23 \$'000
		Inflows (Outflows)	Inflows (Outflows)	Inflows (Outflows)	Inflows (Outflows)	Inflows (Outflows)
Cash flows from operating activities						
Rates and charges		107,446	111,340	115,209	119,376	123,545
Statutory fees and fines		30,895	31,288	31,763	32,238	32,713
User fees		31,030	32,330	33,330	34,330	35,330
Grants - operating		12,796	12,541	12,422	12,733	13,051
Grants - capital		20,340	2,432	2,860	7,070	580
Contributions - monetary		4,918	4,697	4,700	4,700	4,700
Interest received		-	-	-	-	-
Dividends received		-	-	-	-	-
Trust funds and deposits taken		-	-	-	-	-
Other receipts		3,775	2,836	3,336	3,836	4,336
Net GST refund / payment		-	-	-	-	-
Employee costs		(82,211)	(87,115)	(89,375)	(91,663)	(93,996)
Materials and services		(70,504)	(73,359)	(75,683)	(78,143)	(80,587)
Trust funds and deposits repaid		-	-	-	-	-
Other payments		-	-	-	-	-
Net cash provided by/(used in) operating activities	4.4.1	58,485	36,990	38,562	44,477	39,672
Cash flows from investing activities						
Payments for property, infrastructure, plant and equipment		(31,296)	(31,334)	(43,345)	(52,100)	(38,754)
Proceeds from sale of property, infrastructure, plant and equipment		405	530	510	540	560
Payments for investments		-	-	-	-	-
Proceeds from sale of investments		-	-	-	-	-
Loan and advances made		-	-	-	-	-
Payments of loans and advances		-	-	-	-	-
Net cash provided by/ (used in) investing activities	4.4.2	(30,891)	(30,804)	(42,835)	(51,560)	(38,194)
Cash flows from financing activities						
Finance costs		(1,963)	(2,035)	(1,980)	(1,876)	(1,692)
Proceeds from borrowings		-	-	-	32,500	-
Repayment of borrowings		(1,142)	(1,195)	(1,250)	(36,425)	(4,110)
Net cash provided by/(used in) financing activities	4.4.3	(3,105)	(3,230)	(3,230)	(5,801)	(5,802)
Net increase/(decrease) in cash & cash equivalents		24,489	2,956	(7,503)	(12,884)	(4,324)
Cash and cash equivalents at the beginning of the financial year		51,086	75,575	78,531	71,028	58,144
Cash and cash equivalents at the end of the financial year		75,575	78,531	71,028	58,144	53,820

City of Yarra Draft 2019/20 Budget – Adoption in Principle

Statement of Capital Works

For the four years ending 30 June 2023

	NOTES	Forecast Actual	Budget	Strategic Resource Plan Projections		
		2018/19	2019/20	2020/21	2021/22	2022/23
		\$'000	\$'000	\$'000	\$'000	\$'000
Property						
Land		-	-	-	-	-
Land improvements		-	-	-	-	-
Total land		-	-	-	-	-
Buildings		8,350	9,485	22,135	30,809	14,347
Heritage buildings		-	-	-	-	-
Building improvements		-	-	-	-	-
Leasehold improvements		-	-	-	-	-
Total buildings		8,350	9,485	22,135	30,809	14,347
Total property		8,350	9,485	22,135	30,809	14,347
Plant and equipment						
Heritage plant and equipment		-	-	-	-	-
Plant, machinery and equipment		1,279	2,702	2,347	2,392	2,791
Fixtures, fittings and furniture		-	-	-	-	-
Computers and telecommunications		2,060	1,709	1,367	1,047	1,029
Library books		-	-	-	-	-
Total plant and equipment		3,339	4,411	3,714	3,439	3,820
Infrastructure						
Roads		10,128	9,163	8,762	8,906	10,297
Bridges		100	20	430	-	-
Lanes		705	1,099	1,050	1,068	1,045
Transport		1,793	2,059	961	1,044	1,246
Recreational, leisure and community facilities		-	-	-	-	-
Waste management		220	70	75	90	100
Parks, open space and streetscapes		4,402	3,731	4,629	5,144	5,737
Street Furniture		55	535	535	360	360
Retail Strips		200	761	1,054	1,240	1,803
Priority Projects		1,404	-	-	-	-
Library Resources		600	-	-	-	-
Total infrastructure		19,607	17,438	17,496	17,852	20,588
Total capital works expenditure	4.5.1	31,296	31,334	43,345	52,100	38,755
Represented by:						
New asset expenditure		2,221	1,153	10,593	10,584	3,456
Asset renewal expenditure		24,671	23,895	27,959	27,581	24,144
Asset expansion expenditure		-	-	-	-	-
Asset upgrade expenditure		4,404	6,286	4,793	13,935	11,155
Total capital works expenditure	4.5.1	31,296	31,334	43,345	52,100	38,755

City of Yarra Draft 2019/20 Budget – Adoption in Principle

		Forecast Actual 2018/19 NOTES	Budget 2019/20 \$'000	Strategic Resource Plan Projections		
				2020/21 \$'000	2021/22 \$'000	2022/23 \$'000
Funding sources represented by:						
Grants		2,840	2,432	2,860	7,070	580
Contributions		2,653	1,090	1,172	1,272	1,294
Council cash		25,803	27,812	39,313	43,758	36,881
Borrowings		-	-	-	-	-
Total capital works expenditure	4.5.1	31,296	31,334	43,345	52,100	38,755

DRAFT BUDGET

Statement of Human Resources

For the four years ending 30 June 2023

	Forecast Actual	Budget	Strategic Resource Plan Projections		
	2018/19	2019/20	2020/21	2021/22	2022/23
	\$'000	\$'000	\$'000	\$'000	\$'000
Staff expenditure					
Employee costs - operating	81,171	86,178	88,412	90,674	92,982
Employee costs - capital	1,040	939	963	988	1,014
Total staff expenditure	82,211	87,117	89,375	91,662	93,996
	FTE	FTE	FTE	FTE	FTE
Staff numbers					
Employees	847.3	854.3	859.3	864.3	869.3
Total staff numbers	847.3	854.3	859.3	864.3	869.3

A summary of human resources expenditure categorised according to the organisational structure of Council is included below:

Department	Budget 2019/20 \$'000	Comprises			
		Permanent		Casual \$'000	Temporary \$'000
		Full Time \$'000	Part time \$'000		
CEO Division	7,368	5,135	1,529	288	416
Corporate, Business and Financial Services	17,473	13,391	2,161	986	935
Community Wellbeing	26,587	15,235	8,757	1,782	813
Planning and Placemaking	10,198	8,616	1,442	36	104
City Works and Assets	24,552	16,667	4,674	877	2,334
Total permanent staff expenditure	86,178	59,044	18,563	3,969	4,602
Casuals, temporary and other expenditure	-				
Capitalised labour costs	939				
Total expenditure	87,117				

A summary of the number of full time equivalent (FTE) Council staff in relation to the above expenditure is included below:

Department	Budget 2019/20	Comprises			
		Permanent		Casual	Temporary
		Full Time	Part time		
CEO Division	58.4	40.0	9.9	3.2	5.4
Corporate, Business and Financial Services	165.7	133.0	22.5	10.2	-
Community Wellbeing	291.7	185.7	82.3	20.6	3.1
Planning and Placemaking	88.8	77.8	8.0	0.2	2.8
City Works and Assets	240.7	183.0	35.7	18.4	3.6
Total permanent staff expenditure	845.3	619.5	158.4	52.5	15.0
Casuals, temporary and other expenditure	-				
Capitalised labour costs	9.0				
Total staff	854.3				

4. Notes to the financial statements

This section presents detailed information on material components of the financial statements.

4.1 Comprehensive Income Statement

4.1.1 Rates and charges

Rates and charges are required by the Act and the Regulations to be disclosed in Council's annual budget.

In developing the Strategic Resource Plan, rates and charges were identified as an important source of revenue. Planning for future rate increases has therefore been an important component of the Strategic Resource Planning process. The Fair Go Rates System (FGRS) sets out the maximum amount councils may increase rates in a year. For 2019/20 the FGRS cap has been set at 2.5%. The cap applies to both general rates and municipal charges and is calculated on the basis of council's average rates and charges.

The level of required rates and charges has been considered in this context, with reference to Council's other sources of income and the planned expenditure on services and works to be undertaken for the community. To achieve these objectives while maintaining service levels and a strong capital expenditure program, the average general rate and the municipal charge will increase by 2.5% in line with the rate cap.

Total rates and charges for 2019/20 will be \$112,465,000.

Council will also continue to offer an additional pensioner rate rebate which for the 2019/20 year will be \$187.10 (2018-19 \$182.50).

4.1.1(a) The reconciliation of the total rates and charges to the Comprehensive Income Statement is as follows:

	2018-19 Forecast Actual	2019/20 Budget	Change	%
	\$'000	\$'000	\$'000	
General rates*	107,422	111,235	3,813	3.55%
Municipal charge*	-	-	-	0.00%
Waste management charge	-	-	-	0.00%
Service rates and charges	53	53	-	0.00%
Special rates and charges	186	157	(29)	(15.59%)
Supplementary rates and rate adjustments	940	1,100	160	17.02%
Interest on rates and charges	350	350	-	0.00%
Revenue in lieu of rates	35	35	-	0.00%
Cultural & Recreation & EPU's	(60)	(15)	45	75.00%
Additional City of Yarra Pensioner Rate Rebate	(395)	(450)	(55)	(13.92%)
Total rates and charges	108,531	112,465	3,934	3.62%

*These items are subject to the rate cap established under the FGRS. Please refer to section 4.1.1(l) for the reconciliation of compliance with the FGRS.

4.1.1(b) The rate in the dollar to be levied as general rates under Section 158 of the Act for each type or class of land compared with the previous financial year

Type or class of land	2018/19 cents/\$NAV	2019/20 cents/\$NAV*	Change
General rate for rateable residential properties	0.0353100	0.03619274	2.50%
General rate for rateable commercial properties	0.0353100	0.03619274	2.50%
General rate for rateable industrial properties	0.0353100	0.03619274	2.50%

*Subject to final valuations received from the Valuer-General.

4.1.1(c) The estimated total amount to be raised by general rates in relation to each type or class of land, and the estimated total amount to be raised by general rates, compared with the previous financial year

Type or class of land	2018/19 \$'000	2019/20 \$'000	Change \$'000	Change %
Residential	80,508	83,494	2,986	3.71%
Commercial	20,395	20,590	195	0.96%
Industrial	6,519	7,151	632	9.69%
Total amount to be raised by general rates	107,422	111,235	3,813	3.55%

4.1.1(d) The number of assessments in relation to each type or class of land, and the total number of assessments, compared with the previous financial year.

Type or class of land	2018/19 Number	2019/20 Number	Change Number	Change %
Residential	45,924	47,155	1,231	2.68%
Commercial	6,183	5,884	(299)	(4.84%)
Industrial	1,468	1,483	15	1.02%
Total number of assessments	53,575	54,522	947	1.77%

4.1.1(e) The basis of valuation to be used is the Net Annual Value (NAV)

4.1.1(f) The estimated total value of each type or class of land, and the estimated total value of land, compared with the previous financial year

Type or class of land	2018/19 \$'000	2019/20 \$'000	Change \$'000	Change %
Residential	2,275,487	2,306,923	31,436	1.38%
Commercial	581,560	568,894	(12,666)	(2.18%)
Industrial	185,208	197,589	12,381	6.68%
Total value of land	3,042,255	3,073,406	31,151	1.02%

4.1.1(g) The municipal charge under Section 159 of the Act compared with the previous financial year

Council does not have a municipal charge.

Type of Charge	Per Rateable Property 2018/19	Per Rateable Property 2019/20	Change	
	\$	\$	\$	%
Municipal	-	-	-	0.00%

4.1.1(h) The estimated total amount to be raised by municipal charges compared with the previous financial year

Council does not have a municipal charge.

Type of Charge	2018/19	2019/20	Change	
	\$	\$	\$	%
Municipal	-	-	-	0.00%

4.1.1(i) The rate or unit amount to be levied for each type of service rate or charge under Section 162 of the Act compared with the previous financial year

Type of Charge	Per Rateable Property 2018/19	Per Rateable Property 2019/20	Change	
	\$	\$	\$	%
<i>Non-rateable garbage charge</i>	373	383	10	2.68%
<i>Bridge Road Special Charge Side Streets</i>	140	100	(40)	(28.57%)
<i>Bridge Road Special Charge First Level</i>	216	200	(16)	(7.41%)
<i>Bridge Road Special Charge Ground Floor</i>	358	300	(58)	(16.20%)

4.1.1(j) The estimated total amount to be raised by each type of service rate or charge, and the estimated total amount to be raised by service rates and charges, compared with the previous financial year

Type of Charge	2018/19	2019/20	Change	
	\$	\$	\$	%
<i>Non-rateable garbage charge</i>	53,000	53,000	-	0.00%
<i>Bridge Road Special Charge Side Streets</i>	10,364	6,600	(3,764)	(36.32%)
<i>Bridge Road Special Charge First Level</i>	12,729	11,800	(929)	(7.30%)
<i>Bridge Road Special Charge Ground Floor</i>	163,907	138,600	(25,307)	(15.44%)
Total	240,000	210,000	(30,000)	(12.50%)

4.1.1(k) The estimated total amount to be raised by all rates and charges compared with the previous financial year

	2018/19 \$'000	2019/20 \$'000	Change	
			\$'000	%
<i>Rates & Charges</i>	108,532	112,465	3,933	3.62%
Total Rates and charges	108,532	112,465	3,933	3.62%

4.1.1(l) Fair Go Rates System Compliance

Yarra City Council is required to comply with the State Government's Fair Go Rates System (FGRS). The table below details the budget assumptions consistent with the requirements of the Fair Go Rates System.

	2018/19	2019/20*
Total Rates	\$ 107,422	\$ 111,235
Number of rateable properties	53,575	54,522
Base Average Rate	\$ 1,961	\$ 1,990
Maximum Rate Increase (set by the State Government)	2.25%	2.50%
Capped Average Rate	\$ 2,005	\$ 2,040
Maximum General Rates and Municipal Charges Revenue	\$ 107,422	\$ 111,235

**Subject to final valuations from the Valuer-General*

4.1.1(m) Any significant changes that may affect the estimated amounts to be raised by rates and charges.

There are no known significant changes which may affect the estimated amounts to be raised by rates and charges. However, the total amount to be raised by rates and charges may be affected by:

- The making of supplementary valuations (2019/20: estimated \$1.1m and 2018/19: \$1.2m)
- The variation of returned levels of value (e.g. valuation appeals)
- Changes of use of land such that rateable land becomes non-rateable land and vice versa
- Changes of use of land such that residential land becomes business land and vice versa.

4.1.1(n) Differential rates

Council does not have any differential rates.

4.1.2 Statutory fees and fines

	Forecast Actual	Budget	Change	
	2018/19	2019/20	\$'000	%
	\$'000	\$'000	\$'000	%
Infringements and costs	26,693	27,039	346	1.30%
Court recoveries	3,900	3,996	96	2.47%
Permits	1,928	1,900	(28)	(1.45%)
Total statutory fees and fines	32,521	32,935	414	1.27%

4.1.3 User fees

	Forecast Actual	Budget	Change	
	2018/19	2019/20	\$'000	%
	\$'000	\$'000	\$'000	%
Aged and health services	246	480	234	95.40%
Leisure centre and recreation	10,343	10,978	635	6.13%
Child care/children's programs	3,494	3,960	466	13.33%
Registration and other permits	2,656	2,717	61	2.30%
Building Services and Construction Management	8,388	8,624	236	2.82%
Statutory Planning	2,760	2,821	61	2.19%
Lease income	1,577	1,607	30	1.90%
Other fees and charges	1,566	1,143	(423)	(27.01%)
Total user fees	31,030	32,330	1,300	4.18%

4.1.4 Grants

Grants are required by the Act and the Regulations to be disclosed in Council's annual budget.

	Forecast Actual 2018/19 \$'000	Budget 2019/20 \$'000	Change \$'000	Change %
Grants were received in respect of the following:				
Summary of grants				
Commonwealth funded grants	9,094	10,013	919	10.10%
State funded grants	24,042	4,960	(19,082)	(79.36%)
Total grants received	33,136	14,973	(18,163)	(54.81%)
(a) Operating Grants				
Recurrent - Commonwealth Government				
VGC	2,238	2,294	56	2.5%
Financial Assistance Grants	4,926	4,932	6	0.1%
Family services	830	867	37	4.46%
Recurrent - State Government				
Primary care partnerships	800	870	70	8.75%
Aged care	1,827	1,555	(272)	(14.89%)
School crossing supervisors	308	316	8	2.6%
Libraries	615	626	11	1.79%
Maternal and child health	510	547	37	7.25%
Community safety	93	73	(20)	(21.5%)
Health Protection	90	94	4	4.44%
Other	40	20	(20)	(50.00%)
Total recurrent grants	12,277	12,194	(83)	(0.68%)
Non-recurrent - Commonwealth Government				
Environmental planning	355	-	(355)	(100.00%)
Non-recurrent - State Government				
Community health	-	10	10	100.00%
Family and children	164	215	51	31.09%
Other	-	119	119	100.00%
Total non-recurrent grants	519	344	(175)	(33.72%)
Total operating grants	12,796	12,540	(258)	(2.01%)

City of Yarra Draft 2019/20 Budget – Adoption in Principle

	Forecast	Budget	Change	
	Actual 2018/19 \$'000	2019/20 \$'000	\$'000	%
(b) Capital Grants				
<i>Recurrent - Commonwealth Government</i>				
Roads to recovery	160	150	(10)	(6.25%)
Victorian Grants Commission	440	400	(40)	(9.09%)
<i>Recurrent - State Government</i>				
Other	-	-	-	0%
Total recurrent grants	600	550	(50)	(8.33%)
<i>Non-recurrent - Commonwealth Government</i>				
Buildings	-	1,369	1,369	100.00%
Plant and machinery	145	-	(145)	(100.00%)
<i>Non-recurrent - State Government</i>				
Road Programs	1,965	400	(1,565)	(79.64%)
Buildings	17,500	-	(17,500)	(100%)
Other	130	113	(17)	(13.08%)
Total non-recurrent grants	19,740	1,882	(17,858)	(90.47%)
Total capital grants	20,340	2,432	(17,908)	(88.04%)
Total Grants	33,136	14,973	(18,163)	(54.81%)

DRAFT

4.1.5 Contributions

	Forecast Actual	Budget	Change	
	2018/19 \$'000	2019/20 \$'000	\$'000	%
Monetary	4,918	4,697	(221)	(4.48%)
Non-monetary	-	-	-	0.00%
Total contributions	4,918	4,697	(221)	(4.48%)

4.1.6 Other income

	Forecast Actual	Budget	Change	
	2018/19 \$'000	2019/20 \$'000	\$'000	%
Interest	825	825	-	0.00%
Reimbursements	1,866	1,056	(810)	(43.42%)
Other	1,084	956	(128)	(11.80%)
Total other income	3,775	2,836	(939)	(24.87%)

4.1.7 Employee costs

	Forecast Actual	Budget	Change	
	2018/19 \$'000	2019/20 \$'000	\$'000	%
Wages and salaries	67,036	73,456	6,420	9.58%
WorkCover	714	400	(314)	(43.98%)
Superannuation	6,847	7,067	220	3.23%
Other	7,614	6,192	(1,422)	(18.68%)
Total employee costs	82,211	87,115	4,904	5.96%

4.1.8 Materials and services

	Forecast Actual 2018/19 \$'000	Budget 2019/20 \$'000	Change	
			\$'000	%
Contract payments	22,469	24,261	1,792	7.97%
Building maintenance	5,351	5,481	130	2.43%
General maintenance	2,464	2,591	127	5.15%
Utilities	3,886	3,941	55	1.42%
Office administration	3,694	3,679	(15)	(0.38%)
Information technology	3,693	3,688	(5)	(0.13%)
Insurance	1,635	1,720	85	5.21%
Consultants	2,889	2,545	(344)	(11.88%)
Other materials and services	27,823	25,053	(2,770)	(9.95%)
Total materials and services	73,904	72,959	(945)	(1.28%)

4.1.9 Depreciation and amortisation

	Forecast Actual 2018/19 \$'000	Budget 2019/20 \$'000	Change	
			\$'000	%
Property	2,884	2,982	98	3.39%
Plant & equipment	5,583	5,586	3	0.05%
Infrastructure	14,229	14,233	3	0.03%
Total depreciation and amortisation	22,696	22,800	104	0.46%

4.1.10 Other expenses

	Forecast Actual 2018/19 \$'000	Budget 2019/20 \$'000	Change	
			\$'000	%
Bad and Doubtful Debts	4,000	4,000	-	0.00%
Borrowing Costs	1,963	2,035	72	3.68%
Auditors Remuneration*	207	215	8	4.14%
Councillor Allowances*	305	310	5	1.61%
Total other expenses	6,475	6,560	85	1.32%

* These figures are included in the materials and services category in the income statement and are listed here for additional disclosure.

4.1.11 Asset Revaluation

	Forecast	Budget	Change	
	Actual 2018/19 \$'000	2019/20 \$'000	\$'000	%
Asset Revaluation Increment	0	52,204	52,204	100.00%
Total Asset Revaluation	0	52,204	52,204	100.00%

Council is required to perform a revaluation of all of its assets every two years, in accordance with the Accounting Standards. 2019/20 is the next financial year that this is required. It is a non-cash entry, however it is required to be recognised in the Income Statement as revenue.

DRAFT BUDGET

4.2 Balance Sheet

4.2.1 Assets

Council's cash and cash equivalents will decrease from \$78.5m to \$53.8m over the four years of the Strategic Resource Plan (SRP) which mainly relates to repayment of loan liability and also substantial capital works programs in these years.

Council's trade and other receivables are anticipated to decrease from \$13.3m to \$10.1m over the same period.

Non-current assets of property, infrastructure, plant and equipment is expected to increase from \$1.975b to \$2.089b over the four years of the SRP.

4.2.2 Current Liabilities

Council's current liabilities are expected to increase marginally over the four years of the SRP, increasing from \$34.6m to \$37.7m.

Council's non-current liabilities are expected to decrease as Council continues to reduce its loan borrowings over the longer term.

4.2.3 Borrowings

The table below shows information on borrowings specifically required by the Regulations.

	2018/19 \$	2019/20 \$
Amount borrowed as at 30 June of the prior year	44,867	43,725
Amount proposed to be borrowed	-	-
Amount projected to be redeemed	1,142	1,195
Amount of borrowings as at 30 June	43,725	42,530

4.3 Statement of changes in Equity

4.3.1 Reserves

Within the equity section of the balance sheet, Council has Asset Revaluation Reserves, Statutory Reserves, and General Reserves.

The asset revaluation reserve reflects movements in the value of Council's property and infrastructure assets. It is a non-cash reserve, backed by the value of Council's non-current property and infrastructure assets.

The statutory reserves comprise funds received from external parties for specific purposes such as parking and open space. They are restricted funds and cash backed.

The general reserve holds the transfer of the acquittal of open space funds up to 2015/16. This reserve is not cash backed, nor does it need to be, as it was an accounting entry made at year end to reflect the acquittal of the statutory funds received to that date.

4.3.2 Equity

Council's equity will increase from \$1.988m to \$2.085 over the four years of the SRP.

DRAFT BUDGET

4.4 Statement of Cash Flows

4.4.1 Net cash flows provided by/(used in) operating activities

Council's net cash provided by operating activities will increase from \$36.9m to \$39.6m over the four years of the SRP.

4.4.2 Net cash flows provided by/(used in) investing activities

Net cash outflows for investing activities is expected to increase from \$30.8m to \$38.1m over the four years of the SRP. The majority of this outflow is for the Capital Works program each year.

4.4.3 Net cash flows provided by/(used in) financing activities

Net cash used in financing activities is anticipated to increase from \$3.2m to \$5.8m over the four years of the SRP as Council continues to have a focus on reducing debt.

DRAFT BUDGET

4.5 Capital works program

This section presents a listing of the capital works projects that will be undertaken for the 2018/19 year, classified by expenditure type and funding source. Works are also disclosed as current budget or carried forward from prior year.

4.5.1 Summary

	Forecast Actual 2018/19 \$'000	Budget 2019/20 \$'000	Change \$'000	%
Property	8,350	9,485	1,135	13.59%
Plant and equipment	3,339	4,411	1,072	32.10%
Infrastructure	19,607	17,438	(2,169)	(11.06)
Total	31,296	31,334	38	0.12%

	Project Cost \$'000	Asset expenditure types				Summary of Funding Sources			
		New \$'000	Renewal \$'000	Upgrade \$'000	Expansion \$'000	Grants \$'000	Contrib. \$'000	Council cash \$'000	Borrowings \$'000
Property	9,485	650	5,169	3,666	-	1,369	-	8,116	-
Plant and equipment	4,411	210	4,201	-	-	113	-	4,298	-
Infrastructure	17,438	293	14,525	2,620	-	950	1,090	15,398	-
Total	31,334	1,153	23,895	6,286	-	2,432	1,090	27,812	-

City of Yarra Draft 2019/20 Budget – Adoption in Principle

4.5.2 Current Budget

Capital Works Area	Project Cost \$'000	Asset expenditure types				Summary of Funding Sources			
		New \$'000	Renewal \$'000	Upgrade \$'000	Expansion \$'000	Grants \$'000	Contrib. \$'000	Council cash \$'000	Borrowings \$'000
PROPERTY									
Buildings									
Kevin Bartlett Reserve - Toilet Block & Sewer Treatment	154	-	154	-	-	-	-	154	-
Curtain Square Public Toilets	21	-	21	-	-	-	-	21	-
Condell Street Public Toilets	31	-	31	-	-	-	-	31	-
All Buildings - General Regulation Compliance	25	-	25	-	-	-	-	25	-
Yarraberg Childcare Centre	120	-	120	-	-	-	-	120	-
Victoria Park - Ryder Stand	125	-	125	-	-	-	-	125	-
Victoria Park - Sherrin Stand	125	-	125	-	-	-	-	125	-
Collingwood Leisure Centre	221	-	221	-	-	-	-	221	-
Fitzroy Swimming Pool - Gym and Spa	331	-	331	-	-	-	-	331	-
Richmond Recreation Centre	375	-	375	-	-	-	-	375	-
Collingwood Library	125	-	125	-	-	-	-	125	-
Carlton Library	44	-	44	-	-	-	-	44	-
Richmond Library (incl. MCH, Historical Society)	115	-	115	-	-	-	-	115	-

City of Yarra Draft 2019/20 Budget – Adoption in Principle

Capital Works Area	Project Cost \$'000	Asset expenditure types				Summary of Funding Sources			
		New \$'000	Renewal \$'000	Upgrade \$'000	Expansion \$'000	Grants \$'000	Contrib. \$'000	Council cash \$'000	Borrowings \$'000
Dight Falls Mill Site (incl. Mill deck, Turbines)	20	-	20	-	-	-	-	20	-
Princes Hill Children's Centre & MCHC	25	-	25	-	-	-	-	25	-
345 Bridge Road	260	-	260	-	-	-	-	260	-
Buildings - Minor urgent works (various Buildings)	370	-	370	-	-	-	-	370	-
Buildings - Signage replacement program	25	-	25	-	-	-	-	25	-
Buildings - Preliminary Investigations	200	-	200	-	-	-	-	200	-
Buildings - Asbestos Removal Program	77	-	77	-	-	-	-	77	-
Victoria Park - Bob Rose pavilion / Social Club	450	-	450	-	-	-	-	450	-
Burnley Golf Course Social Room	5	-	5	-	-	-	-	5	-
Fairfield Pavilion	40	-	40	-	-	-	-	40	-
Air Raid / Jack Dyer Pavilion - Citizens Park	950	-	950	-	-	-	-	950	-
Abbotsford Senior Citizens/Willowview Centre	35	-	35	-	-	-	-	35	-
Richmond Town Hall	900	-	900	-	-	-	-	900	-
Public Toilets Exeloo Carlton Depot Redevelopment Project	50 600	50 600	-	-	-	-	-	50 600	-
Alphington Bowling Club	130	-	-	130	-	-	-	130	-

City of Yarra Draft 2019/20 Budget – Adoption in Principle

Capital Works Area	Project Cost \$'000	Asset expenditure types				Summary of Funding Sources			
		New	Renewal	Upgrade	Expansion	Grants	Contrib.	Council cash	Borrowings
		\$'000	\$'000	\$'000	\$'000	\$'000	\$'000	\$'000	\$'000
Carlton Library	70	-	-	70	-	-	-	70	-
Burnley Park ex-parks Admin Building	45	-	-	45	-	-	-	45	-
Lord Street Neighbourhood House	500	-	-	500	-	-	-	500	-
Canoe Club & Residence - Fairfield Park	485	-	-	485	-	-	-	485	-
Malcolm Graham Pavilion - Kevin Bartlett Reserve	1,236	-	-	1,236	-	169	-	1,067	-
Ryan's Reserve Netball/Tennis Court and Pavilion	1,200	-	-	1,200	-	1,200	-	-	-
TOTAL PROPERTY	9,485	650	5,169	3,666	-	1,369	-	8,116	-
PLANT AND EQUIPMENT									
Plant, Machinery and Equipment									
FTH Reading Room - Bookshelves Restoration	29	-	29	-	-	-	-	29	-
Change over of Mercedes buses to electric (Family Service/Aged Service)	140	-	140	-	-	-	-	140	-
Rolling program to replace bicycles	15	-	15	-	-	-	-	15	-
Replacement of furniture program in accordance with Asset Management Plan	150	-	150	-	-	-	-	150	-
Wet/dry equipment replacement	33	-	33	-	-	-	-	33	-

City of Yarra Draft 2019/20 Budget – Adoption in Principle

Capital Works Area	Project Cost \$'000	Asset expenditure types				Summary of Funding Sources			
		New \$'000	Renewal \$'000	Upgrade \$'000	Expansion \$'000	Grants \$'000	Contrib. \$'000	Council cash \$'000	Borrowings \$'000
Purchase of books, CDs, DVDs and other equipment across all libraries	610	-	610	-	-	113	-	497	-
Replace wacker plates, rollers, mixers, jack hammers, saws	45	-	45	-	-	-	-	45	-
Ad Hoc replacement of minor plant	15	-	15	-	-	-	-	15	-
Replace 35 cars - based on 3 years turnaround	1,160	-	1,160	-	-	-	-	1,160	-
Replace 1 truck and 1 Flocon	480	-	480	-	-	-	-	480	-
Rolling program - replacement of whitegoods	25	-	25	-	-	-	-	25	-
Computers and Telecommunications									
Mobile devices - Field data entry	42	-	42	-	-	-	-	42	-
Plotter refresh program	55	-	55	-	-	-	-	55	-
Expansion of storage/archiving facilities	50	-	50	-	-	-	-	50	-
Replacement of ageing mobile phone stock	102	-	102	-	-	-	-	102	-
Replace network/systems equipment	300	-	300	-	-	-	-	300	-
Venues booking system	160	-	160	-	-	-	-	160	-
Renew portion of end-user computing assets	510	-	510	-	-	-	-	510	-
Complete renewal software - Installation T1 CI anywhere	280	-	280	-	-	-	-	280	-

City of Yarra Draft 2019/20 Budget – Adoption in Principle

Capital Works Area	Project Cost \$'000	Asset expenditure types				Summary of Funding Sources				
		New \$'000	Renewal \$'000	Upgrade \$'000	Expansion \$'000	Grants \$'000	Contrib. \$'000	Council cash \$'000	Borrowings \$'000	
Meeting room technology upgrades	150	150	-	-	-	-	-	150	-	
Council meeting live streaming	60	60	-	-	-	-	-	60	-	
TOTAL PLANT AND EQUIPMENT	4,411	210	4,201	-	-	113	-	4,298	-	
INFRASTRUCTURE										
Lanes										
Station Street Carlton - Resheet asphalt laneway	22	-	22	-	-	-	-	22	-	
McKean Street Fitzroy North (127-129) - Fix drainage of bluestone laneway	80	-	80	-	-	-	-	80	-	
McKean Street Fitzroy North (129-135) - Fix drainage of bluestone laneway	70	-	70	-	-	-	-	70	-	
Alfred Street Fitzroy North - Rehabilitate sections of bluestone laneway	80	-	80	-	-	-	-	80	-	
Michael Street Fitzroy North - Reconstruct bluestone laneway	270	-	270	-	-	-	-	270	-	
Noone Street Clifton Hill (24) - Rehabilitate Laneway	10	-	10	-	-	-	-	10	-	
Noone Street Clifton Hill (18-24) - Rehabilitate Laneway	35	-	35	-	-	-	-	35	-	
Park Street Fitzroy North - Rehabilitate lane, northern end	67	-	67	-	-	-	-	67	-	
Thomas Street Richmond - Resheet lane	40	-	40	-	-	-	-	40	-	

City of Yarra Draft 2019/20 Budget – Adoption in Principle

Capital Works Area	Project Cost \$'000	Asset expenditure types				Summary of Funding Sources				
		New \$'000	Renewal \$'000	Upgrade \$'000	Expansion \$'000	Grants \$'000	Contrib. \$'000	Council cash \$'000	Borrowings \$'000	
Bridge Road Richmond - Resheet asphalt lane	15	-	15	-	-	-	-	15	-	
Gardner Street Richmond - Rehabilitate asphalt laneway	70	-	70	-	-	-	-	70	-	
Murphy Street Richmond - Full resheet of asphalt pavement	80	-	80	-	-	-	-	80	-	
Rowena Parade Richmond - Resurface lane	25	-	25	-	-	-	-	25	-	
Caroline Street Clifton Hill (13-21 Fenwick Street) - Reconstruct lane	60	-	60	-	-	-	-	60	-	
Caroline Street Clifton Hill (4) - Reconstruct lane	70	-	70	-	-	-	-	70	-	
Berry Street Richmond - Rehabilitate lane	65	-	65	-	-	-	-	65	-	
Elm Grove Richmond - Asphalt works	40	-	40	-	-	-	-	40	-	
Roads										
Amess Street (Macpherson Street to Fenwick Street) - Resheet footpath	80	-	80	-	-	-	-	80	-	
Amsterdam Street (Brighton Street to Mary Street) - Resheet footpath	60	-	60	-	-	-	-	60	-	
Barkly Street (Pilkington Street to St Georges Road) - Reconstruct north kerb and footpath	30	-	30	-	-	-	-	30	-	
Bedford Street (Otter Street to End of Street) - Reconstruct west kerb and channel	60	-	60	-	-	-	-	60	-	

City of Yarra Draft 2019/20 Budget – Adoption in Principle

Capital Works Area	Project Cost \$'000	Asset expenditure types				Summary of Funding Sources			
		New \$'000	Renewal \$'000	Upgrade \$'000	Expansion \$'000	Grants \$'000	Contrib. \$'000	Council cash \$'000	Borrowings \$'000
Bennett Street (Park Street to Scotchmer Street) - Repair Footpath, kerb	30	-	30	-	-	-	-	30	-
Botherambo Street (Tanner Street to Montgomery Street) - Resheet east footpath	15	-	15	-	-	-	-	15	-
Brighton Street (Barkly Avenue to Albert Street) - Footpath resheet	70	-	70	-	-	-	-	70	-
Brighton Street (Cotter Street to Albert Street) - Footpath resheet	50	-	50	-	-	-	-	50	-
Burnley Street (Buckingham Street to Victoria Street) - Repair kerb and footpath	80	-	80	-	-	-	-	80	-
Burnley Street (Bridge Road to Stillman Street) - Planning and design	20	-	20	-	-	-	-	20	-
Butler Street (Jonas Street to Shelley Street) - Road resheet	40	-	40	-	-	-	-	40	-
Butler Street (Shelley Street to Lennox Street) - Road resheet and threshold treatment	110	-	110	-	-	-	-	110	-
Campbell Street (Vere Street to Gipps Street) - footpath resheet	50	-	50	-	-	-	-	50	-
Campbell Street (Vere Street to Gipps Street) - Road resheet and traffic management work	136	-	136	-	-	-	-	136	-

City of Yarra Draft 2019/20 Budget – Adoption in Principle

Capital Works Area	Project Cost \$'000	Asset expenditure types				Summary of Funding Sources			
		New \$'000	Renewal \$'000	Upgrade \$'000	Expansion \$'000	Grants \$'000	Contrib. \$'000	Council cash \$'000	Borrowings \$'000
Chapel Street (Young Street to Napier Street) - Road resheet	40	-	40	-	-	-	-	40	-
Chapel Street (Green Street to Walnut Street) - Road resheet	40	-	40	-	-	-	-	40	-
Chestnut Street (Adelaide Street to Balmain Street) - Kerb and channel works	30	-	30	-	-	-	-	30	-
Chestnut Street (Adelaide Street to Balmain Street) - Road resheet, remove/reinstall parking sensors	57	-	57	-	-	-	-	57	-
Chestnut Street (Chapel Street to Adelaide Street) - Reconstruct concrete kerb and channel sections	65	-	65	-	-	-	-	65	-
Chestnut Street (Chapel Street to Adelaide Street) - Road resheet, remove/reinstall 12 parking sensors	58	-	58	-	-	-	-	58	-
Coate Avenue (Rex Avenue to Heidelberg Road) - Construct west concrete footpath	40	-	40	-	-	-	-	40	-
Condell Street (Napier Street to George Street) - Footpath resheet	35	-	35	-	-	-	-	35	-
Condell Street (Napier Street to George Street) - Road resheet	35	-	35	-	-	-	-	35	-

City of Yarra Draft 2019/20 Budget – Adoption in Principle

Capital Works Area	Project Cost \$'000	Asset expenditure types				Summary of Funding Sources			
		New \$'000	Renewal \$'000	Upgrade \$'000	Expansion \$'000	Grants \$'000	Contrib. \$'000	Council cash \$'000	Borrowings \$'000
Coppin Street (Abinger Street to Wall Street) - Footpath resheet	50	-	50	-	-	-	-	50	-
Coppin Street (Madden Grove to Rose Street) - Resheet footpath	30	-	30	-	-	-	-	30	-
Coppin Street (Rose Street to Barkly Avenue) - Resheet footpath	30	-	30	-	-	-	-	30	-
Corsair Street (Fraser Street to Burnley Street) - Reconstruct kerb and channel sections	40	-	40	-	-	-	-	40	-
Corsair Street (Fraser Street to Burnley Street) - Road resheet, reconstruct road cushions	70	-	70	-	-	-	-	70	-
Darlington Parade (Waltham Street to Church Street) - Resheet footpath	35	-	35	-	-	-	-	35	-
Docker Street (Swan Street to Gipps Street) - Fix collapsed pipe and realign	70	-	70	-	-	-	-	70	-
Dunn Street (Stephenson Street to Green Street) - Road resheet	80	-	80	-	-	-	-	80	-
Easey Street (Gold Street to Hoddle Street) - South kerb and channel sections	50	-	50	-	-	-	-	50	-
Fenwick Street (Wright Street to Spensley Street) - Footpath sections resheet	50	-	50	-	-	-	-	50	-
Gardner Street (Highett Street to Kent Street) - Road	90	-	90	-	-	-	-	90	-

City of Yarra Draft 2019/20 Budget – Adoption in Principle

Capital Works Area	Project Cost \$'000	Asset expenditure types				Summary of Funding Sources			
		New \$'000	Renewal \$'000	Upgrade \$'000	Expansion \$'000	Grants \$'000	Contrib. \$'000	Council cash \$'000	Borrowings \$'000
resheet, bike lanes/roundabouts sharrows									
Gardner Street (Highett Street to Kent Street) - Realigning of cracked pipes	70	-	70	-	-	-	-	70	-
Gardner Street (Kent Street to Bennett Street) - Road resheet	60	-	60	-	-	-	-	60	-
George Street (Cecil Street to Westgarth Street) - Reconstruct east side kerb and channel sections	70	-	70	-	-	-	-	70	-
George Street (Leicester Street to Rose Street) - Reconstruct bluestone kerb and channel	70	-	70	-	-	-	-	70	-
George Street (Westgarth Street to Leicester Street) - Reconstruct bluestone kerb and channel	80	-	80	-	-	-	-	80	-
George Street (Alexandra Parade to Cecil Street) - Reconstruct east kerb and channel	70	-	70	-	-	-	-	70	-
George Street (Park Street to Nicholson Street) - Reconstruct/realign underground drainage and pits at the intersection	100	-	100	-	-	-	-	100	-
Gipps Street (Rupert Street to Hoddle Street) - Road resheet, deep lift sections	180	-	180	-	-	150	-	30	-

City of Yarra Draft 2019/20 Budget – Adoption in Principle

Capital Works Area	Project Cost \$'000	Asset expenditure types				Summary of Funding Sources			
		New \$'000	Renewal \$'000	Upgrade \$'000	Expansion \$'000	Grants \$'000	Contrib. \$'000	Council cash \$'000	Borrowings \$'000
Gipps Street (Wellington Street to Rupert Street) - Road resheet, reconfigure bike lanes	40	-	40	-	-	-	-	40	-
Glasgow Street (Wellington Street to Rokeby Street) - Road resheet, centre sections only	40	-	40	-	-	-	-	40	-
Glass Street (Beissel Street to Newry Street) - Multiple pipe replacement and pit construction	200	-	200	-	-	-	-	200	-
Gold Street (Sackville Street to Keele Street) - Realign concrete kerb	25	-	25	-	-	-	-	25	-
Gold Street (Sackville Street to Keele Street) - Repair tree root damage	25	-	25	-	-	-	-	25	-
Gold Street (Hodgkinson Street to Queens Parade) - Road resheet	80	-	80	-	-	-	-	80	-
Gold Street (Noone Street to Page Street) - Footpath resheet	50	-	50	-	-	-	-	50	-
Gold Street (Noone Street to Page Street) - Road resheet	100	-	100	-	-	-	-	100	-
Gold Street (Page Street to Hodgkinson) - East footpath resheet, West footpath and kerb section	120	-	120	-	-	-	-	120	-
Gold Street (Page Street to Hodgkinson) - Line and bike lane	120	-	120	-	-	-	-	120	-

City of Yarra Draft 2019/20 Budget – Adoption in Principle

Capital Works Area	Project Cost \$'000	Asset expenditure types				Summary of Funding Sources			
		New \$'000	Renewal \$'000	Upgrade \$'000	Expansion \$'000	Grants \$'000	Contrib. \$'000	Council cash \$'000	Borrowings \$'000
Gold Street (Page Street to Hodgkinson) - Replace damage failed culverts	140	-	140	-	-	-	-	140	-
Highbury Street (Davison Street to Gardner Street) - reconstruct kerb & channel sections	30	-	30	-	-	-	-	30	-
Hughes Street (Lygon Street to Drummond Street) - Road resheet	40	-	40	-	-	-	-	40	-
Ivan Street (Park Street to End of Street) - Resheet east footpath and bluestone kerb sections	70	-	70	-	-	-	-	70	-
Johnston Street (Clarke Street to River) - Footpath resheet	80	-	80	-	-	-	-	80	-
Leslie Street (Victoria Street to Buckingham Street) - Footpath resheet	70	-	70	-	-	-	-	70	-
Lygon Street (Holtom Street East to Pigdon Street) - Reconstruct east bluestone kerb and channel	50	-	50	-	-	-	-	50	-
Lygon Street (Holtom Street East to Pigdon Street) - Road resheet, west side, line marking	56	-	56	-	-	56	-	-	-
Lygon Street (Park Street to Holtom Street East) - Road resheet	56	-	56	-	-	56	-	-	-
Lygon Street (Paterson Street to Richardson Street) -	56	-	56	-	-	56	-	-	-

City of Yarra Draft 2019/20 Budget – Adoption in Principle

Capital Works Area	Project Cost \$'000	Asset expenditure types				Summary of Funding Sources			
		New \$'000	Renewal \$'000	Upgrade \$'000	Expansion \$'000	Grants \$'000	Contrib. \$'000	Council cash \$'000	Borrowings \$'000
Road resheet, west side, line marking									
Lygon Street (Pigdon Street to Paterson Street) - Road resheet, west side, line marking	56	-	56	-	-	56	-	-	-
Lygon Street (Richardson Street to Macpherson Street) - Road resheet, west side, line marking	56	-	56	-	-	56	-	-	-
Mary Street (McNamara Street to Swan Street) - Road resheet, Bitek treatment of concrete joints	75	-	75	-	-	-	-	75	-
Moorhouse Street (Bridge Road to Erin Street) - Road resheet, remove/reinstall 15 existing parking sensors	53	-	53	-	-	-	-	53	-
Murphy Street (Coppin Street to Gardner Street) - Rehabilitate footpath and kerb and channel sections	70	-	70	-	-	-	-	70	-
Napier Street (Argyle Street to Johnston Street) - Road resheet (VicRoads bike lane/line marking)	70	-	70	-	-	-	-	70	-
Napier Street (Kerr Street to Argyle Street) - Road resheet (VicRoads bike lane/line marking)	70	-	70	-	-	-	-	70	-
Napier Street (Moor Street to Condell Street) - Rehabilitate Moor/Napier Roundabout	30	-	30	-	-	-	-	30	-

City of Yarra Draft 2019/20 Budget – Adoption in Principle

Capital Works Area	Project Cost \$'000	Asset expenditure types				Summary of Funding Sources			
		New	Renewal	Upgrade	Expansion	Grants	Contrib.	Council cash	Borrowings
		\$'000	\$'000	\$'000	\$'000	\$'000	\$'000	\$'000	\$'000
Napier Street (Johnston Street to Chapel Street) - Road resheet	20	-	20	-	-	-	-	20	-
Newry Street (Nicholson Street to St Georges Road) - Reconstruct north kerb & channel	40	-	40	-	-	-	-	40	-
Nicholson Street (Gipps Street to Mollison Street) - Repair tree root damage to kerbs	100	-	100	-	-	-	-	100	-
Palmer Street (Johnston Street to Perry Street) - Footpath resheet, at-grade intersections	55	-	55	-	-	-	-	55	-
Palmer Street (Johnston Street to Perry Street) - Reconstruct bluestone kerb and channel	90	-	90	-	-	-	-	90	-
Palmer Street (Johnston Street to Perry Street) - Road resheet	35	-	35	-	-	-	-	35	-
Palmer Street (Johnston Street to Perry Street) - Renew drainage	35	-	35	-	-	-	-	35	-
Peel Street (Oxford Street to Wellington Street) - Risk mitigation response job	10	-	10	-	-	-	-	10	-
Perry Street (Heidelberg Road to Margaret Grove) - Strip resheet road	180	-	180	-	-	-	-	180	-
Porter Street (Railway Street to End of Street) - Footpath resheet	30	-	30	-	-	-	-	30	-

City of Yarra Draft 2019/20 Budget – Adoption in Principle

Capital Works Area	Project Cost \$'000	Asset expenditure types				Summary of Funding Sources			
		New \$'000	Renewal \$'000	Upgrade \$'000	Expansion \$'000	Grants \$'000	Contrib. \$'000	Council cash \$'000	Borrowings \$'000
Queen Street (Swan Street to End of Street) - Footpath resheet	20	-	20	-	-	-	-	20	-
Rae Street (Annand Street to Watkins Street) - Resheet footpath	15	-	15	-	-	-	-	15	-
Rae Street (Annand Street to Watkins Street) - Repair tree root damage to kerbs	25	-	25	-	-	-	-	25	-
Rae Street (Reid Street to Annard Street) - Resheet footpath	15	-	15	-	-	-	-	15	-
Rae Street (Reid Street to Annard Street) - Repair tree root damage to kerbs	25	-	25	-	-	-	-	25	-
Rae Street (Watkins Street to Church Street) - Resheet footpath	30	-	30	-	-	-	-	30	-
Rae Street (Watkins Street to Church Street) - Repair tree root damage to kerbs	70	-	70	-	-	-	-	70	-
Rose Street (Brighton Street to Mary Street) - Road resheet	60	-	60	-	-	-	-	60	-
Sackville Street (Wellington Street to Gold Street) - North footpath resheet	50	-	50	-	-	-	-	50	-
Sackville Street (Wellington Street to Gold Street) - Reconstruct kerb and channel	80	-	80	-	-	-	-	80	-
Somerset Street (Davison Street to Burnley Street) - replacement of VC pipe	100	-	100	-	-	-	-	100	-

City of Yarra Draft 2019/20 Budget – Adoption in Principle

Capital Works Area	Project Cost \$'000	Asset expenditure types				Summary of Funding Sources			
		New	Renewal	Upgrade	Expansion	Grants	Contrib.	Council cash	Borrowings
		\$'000	\$'000	\$'000	\$'000	\$'000	\$'000	\$'000	\$'000
South Terrace (Gold Street to Hoddle Street) - Road resheet, line markings and bike lanes	180	-	180	-	-	-	-	180	-
Stafford Street (Park Street to Nicholson Street) - Resheet footpath	40	-	40	-	-	-	-	40	-
Stanley Street (Gipps Street to Richmond Terrace) - Road, line/bike lane markings resheet	84	-	84	-	-	-	-	84	-
Stanley Street (Swan Street to Gipps Street) - Repair tree root damage to footpath and kerbs	60	-	60	-	-	-	-	60	-
Station Street (Park Crescent to End of Street) - Drainage outfall renewal	300	-	300	-	-	-	-	300	-
Station Street (Curtain Street to Newry Street) - Road, line/bike lane markings resheet	75	-	75	-	-	-	-	75	-
Station Street (Fenwick Street to Curtain Street) - Road, line/bike lane markings resheet	100	-	100	-	-	-	-	100	-
Station Street (Macpherson Street to Fenwick Street) - Resheet footpath	40	-	40	-	-	-	-	40	-
Station Street (Macpherson Street to Fenwick Street) - Road resheet	120	-	120	-	-	120	-	-	-

City of Yarra Draft 2019/20 Budget – Adoption in Principle

Capital Works Area	Project Cost \$'000	Asset expenditure types				Summary of Funding Sources			
		New \$'000	Renewal \$'000	Upgrade \$'000	Expansion \$'000	Grants \$'000	Contrib. \$'000	Council cash \$'000	Borrowings \$'000
Station Street (Richardson Street to Macpherson Street) - Road resheet, line/bike lane symbols/markings, road humps	120	-	120	-	-	-	-	120	-
Sutton Gr (Tyson Street to End of Street) - Road resheet	80	-	80	-	-	-	-	80	-
Swan Street (Stawell Street to Bendigo Street) - Footpath resheet	45	-	45	-	-	-	-	45	-
Swan Street (Burnley Street to Stawell Street) - North footpath resheet	65	-	65	-	-	-	-	65	-
Sydney Street (Perry Street to Johnston Street) - Resheet footpath	40	-	40	-	-	-	-	40	-
Sydney Street (Perry Street to Johnston Street) - Reconstruct kerb and channel	80	-	80	-	-	-	-	80	-
Sydney Street (Perry Street to Johnston Street) - Road resheet	60	-	60	-	-	-	-	60	-
Vere Street (Dight Street to Harmsworth Street) - Resheet south footpath	50	-	50	-	-	-	-	50	-
Vere Street (Dight Street to Harmsworth Street) - Reconstruct kerb and channel sections	70	-	70	-	-	-	-	70	-
Vere Street (Dight Street to Harmsworth Street) - Road resheet	80	-	80	-	-	-	-	80	-

City of Yarra Draft 2019/20 Budget – Adoption in Principle

Capital Works Area	Project Cost \$'000	Asset expenditure types				Summary of Funding Sources			
		New \$'000	Renewal \$'000	Upgrade \$'000	Expansion \$'000	Grants \$'000	Contrib. \$'000	Council cash \$'000	Borrowings \$'000
Vere Street (Wellington Street to Dight Street) - Resheet south footpath	50	-	50	-	-	-	-	50	-
Vere Street (Wellington Street to Dight Street) - Reconstruct south bluestone kerb and channel	70	-	70	-	-	-	-	70	-
Vere Street (Wellington Street to Dight Street) - Road resheet	80	-	80	-	-	-	-	80	-
Victoria Place (Church Street to End of street) - Road resheet	60	-	60	-	-	-	-	60	-
Wellington Street (Perry Street to Johnston Street) - Resurfacing pavement	350	-	350	-	-	-	-	350	-
York Street (Lennox Street to New Street) - Road resheet	90	-	90	-	-	-	-	90	-
York Street (New Street to Hoddle Street) - Road resheet	60	-	60	-	-	-	-	60	-
* These figures are included in the user fees & charges category in the income statement	30	-	30	-	-	-	-	30	-
DDA Projects - Compliance works at various locations	100	-	100	-	-	-	-	100	-
DDA Projects -Making disabled parking bays compliant	50	-	50	-	-	-	-	50	-
Designs for further works - Prepare road designs	85	-	85	-	-	-	-	85	-

City of Yarra Draft 2019/20 Budget – Adoption in Principle

Capital Works Area	Project Cost \$'000	Asset expenditure types				Summary of Funding Sources			
		New \$'000	Renewal \$'000	Upgrade \$'000	Expansion \$'000	Grants \$'000	Contrib. \$'000	Council cash \$'000	Borrowings \$'000
Designs for further works - Investigations, planning and research	105	-	105	-	-	-	-	105	-
Pavement Bicycle Lanes - Repaint existing bicycle lane markings	35	-	35	-	-	-	-	35	-
Risk Mitigation Works - Emergency works as identified	200	-	200	-	-	-	-	200	-
Risk Mitigation Works - Emergency or priority works	150	-	150	-	-	-	-	150	-
Miscellaneous Development works	225	-	225	-	-	-	-	225	-
Gleadell Street / Highett Street threshold treatment	150	150	-	-	-	-	-	150	-
Heritage street signs/plaques	15	15	-	-	-	-	-	15	-
DDA upgrade of Council owned signalised intersections	30	30	-	-	-	-	-	30	-
Bridges									
Rust removal treatment and repairing - Clifton Hill	20	-	20	-	-	-	-	20	-
Waste Management									
Street Bins	70	-	70	-	-	-	-	70	-
Parks, Open Space and Streetscapes									
Alphington Park Wetland - Renew path and steps to River	80	-	80	-	-	-	-	80	-

City of Yarra Draft 2019/20 Budget – Adoption in Principle

Capital Works Area	Project Cost \$'000	Asset expenditure types				Summary of Funding Sources			
		New	Renewal	Upgrade	Expansion	Grants	Contrib.	Council cash	Borrowings
		\$'000	\$'000	\$'000	\$'000	\$'000	\$'000	\$'000	\$'000
Alphington Park - Renew Playground	150	-	150	-	-	-	150	-	-
Merri Creek Parklands (Hall Reserve) - Merri Creek trail pat works)	49	-	49	-	-	-	-	49	-
Edinburgh Gardens - Investigation into operations of Rain Garden	30	-	30	-	-	-	-	30	-
Edinburgh Gardens - Renew drinking fountains	25	-	25	-	-	-	-	25	-
Edinburgh Gardens - Renewal of path lighting	165	-	165	-	-	-	-	165	-
Edinburgh Gardens - Design and consult on skate park expansion	30	-	30	-	-	-	30	-	-
Alphington Park Oval - Lighting Poles	120	-	120	-	-	-	120	-	-
Burnley Park Oval - Sports lights	120	-	120	-	-	-	120	-	-
Citizens Park Oval - Renew Cricket Nets Carpet	41	-	41	-	-	-	-	41	-
Citizens Park Oval - Strip/renew turf surface	540	-	540	-	-	-	-	540	-
K Bartlett Reserve, Fletcher Soccer 1 - Renew soccer field fence	48	-	48	-	-	-	-	48	-
Walker Street Soccer - Turf renovation	78	-	78	-	-	-	-	78	-
Linear Park Reserve - Renewal of path sections	318	-	318	-	-	-	-	318	-
Browns Reserve - Renew playground design /construct	75	-	75	-	-	-	75	-	-

City of Yarra Draft 2019/20 Budget – Adoption in Principle

Capital Works Area	Project Cost \$'000	Asset expenditure types				Summary of Funding Sources			
		New \$'000	Renewal \$'000	Upgrade \$'000	Expansion \$'000	Grants \$'000	Contrib. \$'000	Council cash \$'000	Borrowings \$'000
Cairns Reserve - Design and construct for playground renewal	10	-	10	-	-	-	10	-	-
Condell Street Reserve - Renew playground (including shade)	175	-	175	-	-	-	175	-	-
Inner Circle - Holden Bryne Reserve - Renew timber fence	37	-	37	-	-	-	-	37	-
McConchie Reserve - Boundary bollards	15	-	15	-	-	-	-	15	-
Smith Reserve - Renewal of turf surface	10	-	10	-	-	-	-	10	-
Curtain Square - Renew path lighting	71	-	71	-	-	-	-	71	-
Gahan Reserve - Renewal of path lighting	100	-	100	-	-	-	-	100	-
Gahan Reserve - Renew playground and BBQ picnic area	360	-	360	-	-	-	360	-	-
Open Space Children Services - Playground renewals	30	-	30	-	-	-	-	30	-
Minor Works Assets	347	-	347	-	-	-	-	347	-
Open Space Signage Renewal Program	110	-	110	-	-	-	-	110	-
Fairfield Park - Renewal of northern pathway	90	-	90	-	-	-	-	90	-
Merri Creek Parklands Quarries Park - Minor repairs to playground	40	-	40	-	-	-	-	40	-
Burnley Golf Course - Path Works	84	-	84	-	-	-	-	84	-

City of Yarra Draft 2019/20 Budget – Adoption in Principle

Capital Works Area	Project Cost \$'000	Asset expenditure types				Summary of Funding Sources				
		New \$'000	Renewal \$'000	Upgrade \$'000	Expansion \$'000	Grants \$'000	Contrib. \$'000	Council cash \$'000	Borrowings \$'000	
Burnley Golf Course - Renewal of 11 bunkers	73	-	73	-	-	-	-	73	-	
Burnley Golf Course - Fence refurbishment	120	-	120	-	-	-	-	120	-	
Kevin Bartlett Reserve, Bastow Soccer 1 - Renew soccer field fence	42	-	42	-	-	-	-	42	-	
Egan Place Reserve - Design/construct playground	50	-	50	-	-	-	50	-	-	
Alphington Park new irrigation - Northcote	23	23	-	-	-	-	-	23	-	
Obedience dog club lawn Cremorne public realm minor upgrades	55	55	-	-	-	-	-	55	-	
Design Works - Implementation of Open Space Strategy	20	20	-	-	-	-	-	20	-	
Street Furniture										
Rolling program to replace road furniture	30	-	30	-	-	-	-	30	-	
Rolling program to replace traffic related signs	25	-	25	-	-	-	-	25	-	
Renewal of street lights on main roads	200	-	200	-	-	-	-	200	-	
Renewal program for ticket programs	280	-	280	-	-	-	-	280	-	
Transport										
Various bicycle strategy work, lanes in Elizabeth street, plus bike signage	530	-	-	530	-	-	-	530	-	
Delivery of LAPM treatments	358	-	-	358	-	134	-	224	-	

City of Yarra Draft 2019/20 Budget – Adoption in Principle

Capital Works Area	Project Cost \$'000	Asset expenditure types				Summary of Funding Sources			
		New \$'000	Renewal \$'000	Upgrade \$'000	Expansion \$'000	Grants \$'000	Contrib. \$'000	Council cash \$'000	Borrowings \$'000
Delivery of LAPM treatments	358	-	-	358	-	133	-	225	-
Delivery of LAPM treatments	358	-	-	358	-	133	-	225	-
Improve pedestrian amenity	210	-	-	210	-	-	-	210	-
Targeted projects at/or near schools	65	-	-	65	-	-	-	65	-
Annual rolling program on road safety issues	180	-	-	180	-	-	-	180	-
Urban Design/Retail Strips									
Urban Design / Retail Strip Program	200	-	200	-	-	-	-	200	-
Urban Design / Retail Strip Program - UD-Bridge Road Activity Centre	280	-	-	280	-	-	-	280	-
Urban Design / Retail Strip Program - UD-Swan Street Activity Centre	281	-	-	281	-	-	-	281	-
	-	-	-	-	-	-	-	-	-
TOTAL INFRASTRUCTURE	17,438	293	14,525	2,620	-	950	1,090	15,398	-
TOTAL NEW CAPITAL WORKS	31,334	1,153	24,065	6,116	-	2,319	1,090	27,925	-

City of Yarra Draft 2019/20 Budget – Adoption in Principle

4.5.3 Works carried forward from the 2018/19 year

Capital Works Area	Project Cost	Asset expenditure types	Summary of Funding Sources				Grants	Contrib.	Council cash	Borrowings
	\$'000	New	Renewal	Upgrade	Expansion	\$'000				
4.5.3 Works carried forward from the 2018/19 year										
PROPERTY										
Land										
	-	-	-	-	-	-	-	-	-	-
Land Improvements										
	-	-	-	-	-	-	-	-	-	-
Buildings										
<i>Malcolm Graham Pavillion</i>	135	-	135	-	-	-	135	-	-	-
<i>Richmond Recreation Reserve</i>	423	-	423	-	-	-	-	-	423	-
<i>Richmond Town Hall – Main Entrance</i>	450	-	450	-	-	-	-	-	450	-
Building Improvements										
	-	-	-	-	-	-	-	-	-	-
Leasehold Improvements										
	-	-	-	-	-	-	-	-	-	-
Heritage buildings										
	-	-	-	-	-	-	-	-	-	-
TOTAL PROPERTY	1,008	-	1,008	-	-	-	135	-	873	-
PLANT AND EQUIPMENT										

City of Yarra Draft 2019/20 Budget – Adoption in Principle

Capital Works Area	Project Cost	Asset expenditure types	Summary of Funding Sources						
	\$'000	New	Renewal	Upgrade	Expansion	Grants	Contrib.	Council cash	Borrowings
	\$'000	\$'000	\$'000	\$'000	\$'000	\$'000	\$'000	\$'000	\$'000
Plant, Machinery and Equipment									
	-	-	-	-	-	-	-	-	-
Fixtures, Fittings and Furniture									
	-	-	-	-	-	-	-	-	-
Computers and Telecommunications									
<i>IS - Property and Rating</i>	-	-	579	-	-	-	-	579	-
Heritage Plant and Equipment									
	-	-	-	-	-	-	-	-	-
Library books									
	-	-	-	-	-	-	-	-	-
TOTAL PLANT AND EQUIPMENT	579	-	579	-	-	-	-	579	-
INFRASTRUCTURE									
Roads									
<i>UD – Bridge Road Activity Centre</i>	200	-	-	200	-	-	-	200	-
Bridges									
	-	-	-	-	-	-	-	-	-
Transport									
<i>Wellington street Copenhagen</i>	1,500	-	-	1,500	-	1,500	-	-	-

City of Yarra Draft 2019/20 Budget – Adoption in Principle

Capital Works Area	Project Cost	Asset expenditure types	Summary of Funding Sources				Grants	Contrib.	Council cash	Borrowings
	\$'000	New	Renewal	Upgrade	Expansion	\$'000				
Footpaths and Cycleways	-	-	-	-	-	-	-	-	-	-
Drainage	-	-	-	-	-	-	-	-	-	-
Recreational, Leisure & Community Facilities	-	-	-	-	-	-	-	-	-	-
Waste Management	-	-	-	-	-	-	-	-	-	-
Parks, Open Space and Streetscapes	-	-	-	-	-	-	-	-	-	-
Aerodromes	-	-	-	-	-	-	-	-	-	-
Off Street Car Parks	-	-	-	-	-	-	-	-	-	-
Other Infrastructure	-	-	-	-	-	-	-	-	-	-
TOTAL INFRASTRUCTURE	1,700	-	-	1,700	-	1,500	-	1,200	-	
TOTAL CARRIED FORWARD CAPITAL WORKS 2018/19	3,287	-	1,587	1,700	-	1,635	-	1,652	-	

5. Financial performance indicators

The following table highlights Council’s current and projected performance across a range of key financial performance indicators. These indicators provide a useful analysis of Council’s financial position and performance and should be interpreted in the context of the organisation’s objectives.

Indicator	Measure	Notes	Actual	Forecast	Budget	Strategic Resource Plan Projections			Trend
			2017/18	2018/19	2019/20	2020/21	2021/22	2022/23	+/-
Operating position									
Adjusted underlying result	Adjusted underlying surplus (deficit) / Adjusted underlying revenue	1	8%	2.4%	2.5%	2.8%	3.4%	3.9%	+
Liquidity									
Working Capital	Current assets / current liabilities	2	1.97	2.64	2.68	1.25	1.88	1.72	-
Unrestricted cash	Unrestricted cash / current liabilities	3	0.97	1.18	1.21	0.58	0.86	0.67	-
Obligations									
Loans and borrowings	Interest bearing loans and borrowings / rate revenue	4	43%	40%	38%	37%	32%	28%	+
Loans and borrowings	Interest and principal repayments on interest bearing loans and borrowings / rate revenue		3%	3%	3%	3%	32%	5%	o
Indebtedness	Non-current liabilities / own source revenue		26%	26%	24%	6%	19%	15%	+
Asset renewal	Asset renewal expenses / Asset depreciation	5	1.02	1.03	1.05	1.20	1.16	1.14	o
Stability									
Rates concentration	Rate revenue / adjusted underlying revenue	6	56%	56%	57%	57%	57%	58%	o
Rates effort	Rate revenue / NAV of rateable properties in the municipality		0.21%	0.24%	0.24%	0.25%	0.26%	0.26%	o

City of Yarra Draft 2019/20 Budget – Adoption in Principle

Indicator	Measure	Notes	Actual	Forecast	Budget	Strategic Resource Plan Projections			Trend
			2017/18	2018/19	2019/20	2020/21	2021/22	2022/23	+/-
Efficiency									
Expenditure level	Total expenses/ no. of property assessments		\$3,197	\$3,389	\$3,403	\$3,431	\$3,460	\$3,487	○
Revenue level	Residential rate revenue / no. of residential property assessments		\$1,674	\$1,749	\$1,756	\$1,763	\$1,771	\$1,780	○
Workforce turnover	No. of permanent staff resignations & terminations / average no. of permanent staff for the financial year		16.05%	16.04%	16.04%	16.04%	16.04%	16.04%	○

Key to Forecast Trend:

- + Forecasts improvement in Council's financial performance/financial position indicator
- Forecasts that Council's financial performance/financial position indicator will be steady
- Forecasts deterioration in Council's financial performance/financial position indicator

Notes to indicators

1. Adjusted underlying result

Council's adjusted underlying result is expected to improve and trend favourably over the period of the Strategic Resource Plan (SRP).

2. Working Capital

Liquidity is forecast to decline, in order to achieve higher spending on capital replacement. The decrease in 2020/21 is the result of Council's \$32.5m interest only loan becoming a current liability in that year (as it is due to be repaid in 2021/22). This has an impact on the ratio only, as Council will be refinancing the loan.

3. Unrestricted Cash

Unrestricted cash is forecast to decline, in order to achieve higher spending on capital replacement, and in order to ensure statutory open space reserves are cash backed.

4. Debt compared to rates

Debt is expected to reduce over the period of the SRP with loan principal repayments being made and rate revenue increasing.

5. Asset renewal

Forecast asset renewal expenditure is expected to meet the requirements of Council's assets.

6. Rates concentration

Council's rates concentration is expected to remain consistent over the period of the SRP. Rate revenue continues to be an important source of revenue for Council to be able to deliver services and renew its assets.

City of Yarra 2019/20 Draft Budget Proposed Fees and Charges

This colour shading reflects the fee is a statutory fee, which means the fee is set by another agency, not by Council

Fees and Charges Description	Statutory Fee (Y/N)	GST Status	2018/19 Adopted Fee	2019/20 Proposed Fee	\$ Change	% Change
PROPERTY & RATING FEES						
Land information certificates	Y	GST Free	\$26.30	\$26.30	\$0.00	0.00%
Land information certificates - 24 hour turnaround (online application only)	N	GST Free	\$68.50	\$70.20	\$1.70	2.48%
Garbage Charge - Properties exempt from Rates	N	GST Free	\$373.20	\$382.55	\$9.35	2.51%
Valuation Certificate	N	Taxable	\$25.00	\$25.60	\$0.60	2.40%
Retrospective Valuation Certificate	N	Taxable	\$100.00	\$102.50	\$2.50	2.50%
Payment Arrangement fee (Rates – Referred for Legal Action)	N	Taxable	\$5.75 per month	\$5.90 per month	\$0.15	2.61%
Rate Notice reproduction	N	GST Free	\$26.30	\$26.95	\$0.65	2.47%
Debt Recovery Field Call	N	GST Free	\$60.00	\$60.00	\$0.00	0.00%
Debt Recovery Administration	N	GST Free	\$45.00	\$45.00	\$0.00	0.00%
Debt Recovery Administration Summons Trace successful	N	GST Free	\$150.00	\$150.00	\$0.00	0.00%
Debt Recovery Administration Summons Trace unsuccessful	N	GST Free	\$100.00	\$100.00	\$0.00	0.00%
Debt Recovery Title Search	N	GST Free	\$25.00	\$25.60	\$0.60	2.40%
Debt Recovery Company Search	N	GST Free		\$25.60	\$25.60	100.00%

City of Yarra Draft 2019/20 Budget – Adoption in Principle

Fees and Charges Description	Statutory Fee (Y/N)	GST Status	2018/19 Adopted Fee	2019/20 Proposed Fee	\$ Change	% Change
GOVERNANCE SUPPORT						
Freedom of information requests	Y	GST Free	Adoption of statutory fee	Adoption of statutory fee		
LIBRARIES						
Overdue Items	N	GST Free	\$0.20 per day	\$0.20 per day	\$0.00	0.00%
Damaged Books	N	Taxable	Cost + \$11.80	Cost + \$12.50	\$0.30	2.54%
Damaged Magazines	N	Taxable	Cost + \$3.60	Cost + \$3.70	\$0.10	2.78%
Lost Card	N	Taxable	\$3.90	\$4.00	\$0.10	2.56%
Inter Library Loans	N	Taxable	\$18.00	\$18.50	\$0.50	2.78%
Reservations	N	GST Free	No Charge	No Charge	\$0.00	0.00%
Word Processing	N	Taxable	No Charge	No Charge	\$0.00	0.00%
Internet Access	N	Taxable	No Charge	No Charge	\$0.00	0.00%
Printing from Computers	N	Taxable	\$0.20 per page	\$0.20 per page	\$0.00	0.00%
Library Bags	N	Taxable	\$2.80	\$3.00	\$0.20	7.14%
Photocopies						
Photocopies A4	N	Taxable	\$0.20	\$0.20	\$0.00	0.00%
Photocopies A3	N	Taxable	\$0.40	\$0.40	\$0.00	0.00%
Photocopies A4 (colour)	N	Taxable	\$1.00	\$1.10	\$0.10	10.00%
Photocopies A3 (colour)	N	Taxable	\$2.00	\$2.10	\$0.10	5.00%
Book Sales						
Hardbacks	N	Taxable	\$2.60	\$3.00	\$0.40	15.38%
Paperbacks	N	Taxable	\$1.60	\$1.50	-\$0.10	-6.25%
Magazines	N	Taxable	\$0.60	\$0.50	-\$0.10	-16.67%

City of Yarra Draft 2019/20 Budget – Adoption in Principle

Fees and Charges Description	Statutory Fee (Y/N)	GST Status	2018/19 Adopted Fee	2019/20 Proposed Fee	\$ Change	% Change
FINANCE						
Credit Card Surcharge (moved from start of sheet to Finance section)	N	Taxable	0.5% to payments made via Credit Card	0.5% to payments made via Credit Card	\$0.00	\$0.00
Dishonoured Cheque Administration Fee	N	Taxable	\$34.85	\$35.70	\$0.85	2.44%
Dishonoured Direct Debt Administration Fee	N	Taxable	\$34.85	\$35.70	\$0.85	2.44%
AGED & DISABILITY SERVICES						
Home Care, Personal Care and Respite Care						
Home Care General Low Fee Range						
Home Care General Low fee range - Single Up to \$26,933	N	GST Free	\$4.05	\$4.15	\$0.10	2.47%
Home Care General Low fee range - Single \$26,933 to \$36,972	N	GST Free	\$6.25	\$6.40	\$0.15	2.40%
Home Care General Low fee range - Couple Up to \$56,589	N	GST Free	\$6.30	\$6.45	\$0.15	2.38%
Home Care General Low fee range - Family Up to \$62,693	N	GST Free	\$6.30	\$6.45	\$0.15	2.38%
Home Care General Medium Fee Range						
Home Care General Medium fee range - Single \$36,972 to \$51,712	N	GST Free	\$8.95	\$9.15	\$0.20	2.23%
Home Care General Medium fee range - Single \$51,712 to \$66,452	N	GST Free	\$11.55	\$11.85	\$0.30	2.60%
Home Care General Medium fee range - Single \$66,452 to \$81,192	N	GST Free	\$14.15	\$14.50	\$0.35	2.47%
Home Care General Medium fee range - Couple \$56,589 to \$73,907	N	GST Free	\$10.50	\$10.75	\$0.25	2.38%
Home Care General Medium fee range - Couple \$73,907 to \$91,225	N	GST Free	\$13.30	\$13.65	\$0.35	2.63%
Home Care General Medium fee range - Couple \$91,225 to \$108,543	N	GST Free	\$15.75	\$16.15	\$0.40	2.54%

City of Yarra Draft 2019/20 Budget – Adoption in Principle

Fees and Charges Description	Statutory Fee (Y/N)	GST Status	2018/19 Adopted Fee	2019/20 Proposed Fee	\$ Change	% Change
Home Care General Medium fee range - Family \$62,693 to \$79,109	N	GST Free	\$10.50	\$10.75	\$0.25	2.38%
Home Care General Medium fee range - Family \$79,109 to \$95,525	N	GST Free	\$13.30	\$13.65	\$0.35	2.63%
Home Care General Medium fee range - Family \$95,525 to \$111,941	N	GST Free	\$15.75	\$16.15	\$0.40	2.54%
Home Care General High Fee Range						
Home Care General High Range - Single Above \$81,194	N	GST Free	\$34.35	\$35.20	\$0.85	2.47%
Home Care General High Range - Couple Above \$108,543	N	GST Free	\$34.35	\$35.20	\$0.85	2.47%
Home Care General High Range - Family Above \$111,941	N	GST Free	\$34.35	\$35.20	\$0.85	2.47%
Personal Care						
Personal Care Low Fee Range						
Personal Care Low fee range - Single Up to \$26,933	N	GST Free	\$3.95	\$4.05	\$0.10	2.53%
Personal Care Low fee range - Single \$26,933 to \$36,972	N	GST Free	\$4.70	\$4.80	\$0.10	2.13%
Personal Care Low fee range - Couple Up to \$41,730	N	GST Free	\$3.95	\$4.05	\$0.10	2.53%
Personal Care Low fee range - Couple \$41,730 to \$56,589	N	GST Free	\$4.70	\$4.80	\$0.10	2.13%
Personal Care Low fee range - Family Up to \$47,844	N	GST Free	\$3.95	\$4.05	\$0.10	2.53%
Personal Care Low fee range - Family \$47,844 to \$62,693	N	GST Free	\$4.70	\$4.80	\$0.10	2.13%
Personal Care Medium Fee Range						
Personal Care General Medium fee range - Single \$36,972 to \$51,712	N	GST Free	\$7.35	\$7.55	\$0.20	2.72%
Personal Care General Medium fee range - Single \$51,712 to \$66,452	N	GST Free	\$7.75	\$7.95	\$0.20	2.58%
Personal Care General Medium fee range - Single \$66,452 to \$81,192	N	GST Free	\$8.50	\$8.70	\$0.20	2.35%

City of Yarra Draft 2019/20 Budget – Adoption in Principle

Fees and Charges Description	Statutory Fee (Y/N)	GST Status	2018/19 Adopted Fee	2019/20 Proposed Fee	\$ Change	% Change
Personal Care General Medium fee range - Couple \$56,589 to \$73,907	N	GST Free	\$7.35	\$7.55	\$0.20	2.72%
Personal Care General Medium fee range - Couple \$73,907 to \$91,225	N	GST Free	\$7.75	\$7.95	\$0.20	2.58%
Personal Care General Medium fee range - Couple \$91,225 to \$108,543	N	GST Free	\$8.50	\$8.70	\$0.20	2.35%
Personal Care General Medium fee range - Family \$62,693 to \$79,109	N	GST Free	\$7.35	\$7.55	\$0.20	2.72%
Personal Care General Medium fee range - Family \$79,109 to \$95,525	N	GST Free	\$7.75	\$7.95	\$0.20	2.58%
Personal Care General Medium fee range - Family \$95,525 to \$111,941	N	GST Free	\$8.50	\$8.70	\$0.20	2.35%
Personal Care High Fee Range						
Personal Care General High Range - Single Above \$81,194	N	GST Free	\$38.45	\$39.40	\$0.95	2.47%
Personal Care General High Range - Couple Above \$108,543	N	GST Free	\$38.45	\$39.40	\$0.95	2.47%
Personal Care General High Range - Family Above \$111,941	N	GST Free	\$38.45	\$39.40	\$0.95	2.47%
Respite Care						
Respite Care Low Fee Range						
Respite Care Low fee range - Single Up to \$26,933	N	GST Free	\$2.70	\$2.75	\$0.05	1.85%
Respite Care Low fee range - Single \$26,933 to \$36,972	N	GST Free	\$3.15	\$3.25	\$0.10	3.17%
Respite Care Low fee range - Couple Up to \$41,740	N	GST Free	\$2.70	\$2.75	\$0.05	1.85%
Respite Care Low fee range - Couple \$41,740 to \$56,589	N	GST Free	\$3.15	\$3.25	\$0.10	3.17%
Respite Care Low fee range - Family Up to \$47,844	N	GST Free	\$2.70	\$2.75	\$0.05	1.85%
Respite Care Low fee range - Family \$47,844 to \$62,693	N	GST Free	\$3.15	\$3.25	\$0.10	3.17%

City of Yarra Draft 2019/20 Budget – Adoption in Principle

Fees and Charges Description	Statutory Fee (Y/N)	GST Status	2018/19 Adopted Fee	2019/20 Proposed Fee	\$ Change	% Change
Respite Care Medium Fee Range						
Respite Care General Medium fee range - Single \$36,972 to \$51,712	N	GST Free	\$3.65	\$3.75	\$0.10	2.74%
Respite Care General Medium fee range - Single \$51,712 to \$66,452	N	GST Free	\$4.50	\$4.60	\$0.10	2.22%
Respite Care General Medium fee range - Single \$66,452 to \$81,192	N	GST Free	\$4.60	\$4.70	\$0.10	2.17%
Respite Care General Medium fee range - Couple \$56,589 to \$73,907	N	GST Free	\$3.65	\$3.75	\$0.10	2.74%
Respite Care General Medium fee range - Couple \$73,907 to \$91,225	N	GST Free	\$4.50	\$4.60	\$0.10	2.22%
Respite Care General Medium fee range - Couple \$91,225 to \$108,543	N	GST Free	\$4.60	\$4.70	\$0.10	2.17%
Respite Care General Medium fee range - Family \$62,693 to \$79,109	N	GST Free	\$3.65	\$3.75	\$0.10	2.74%
Respite Care General Medium fee range - Family \$79,109 to \$95,525	N	GST Free	\$4.50	\$4.60	\$0.10	2.22%
Respite Care General Medium fee range - Family \$95,525 to \$111,941	N	GST Free	\$4.60	\$4.70	\$0.10	2.17%
Respite Care High Fee Range						
Respite Care General High Range - Single Above \$81,192	N	GST Free	\$35.45	\$36.35	\$0.90	2.54%
Respite Care General High Range - Couple Above \$108,543	N	GST Free	\$35.45	\$36.35	\$0.90	2.54%
Respite Care General High Range - Family Above \$111,941	N	GST Free	\$35.45	\$36.35	\$0.90	2.54%
Home Maintenance						
Home Maintenance Low Fee Range						
Home Maintenance Low fee range - Single Up to \$26,933	N	GST Free	\$4.45	\$4.55	\$0.10	2.25%
Home Maintenance Low fee range - Single \$26,933 to \$36,972	N	GST Free	\$6.95	\$7.10	\$0.15	2.16%

City of Yarra Draft 2019/20 Budget – Adoption in Principle

Fees and Charges Description	Statutory Fee (Y/N)	GST Status	2018/19 Adopted Fee	2019/20 Proposed Fee	\$ Change	% Change
Home Maintenance Low fee range - Couple Up to \$41,740	N	GST Free	\$4.45	\$4.55	\$0.10	2.25%
Home Maintenance Low fee range - Couple \$41,740 to \$56,589	N	GST Free	\$8.20	\$8.40	\$0.20	2.44%
Home Maintenance Low fee range - Family Up to \$47,844	N	GST Free	\$4.45	\$4.55	\$0.10	2.25%
Home Maintenance Low fee range - Family \$47,844 to \$62,693	N	GST Free	\$8.20	\$8.40	\$0.20	2.44%
Home Maintenance - Medium Fee Range						
Home Maintenance Medium Fee Range Single - \$36,972 to \$81,194	N	GST Free	\$17.20	\$17.65	\$0.45	2.62%
Home Maintenance Medium Fee Range Couple - \$56,589 to \$108,543	N	GST Free	\$17.20	\$17.65	\$0.45	2.62%
Home Maintenance Medium Fee Range Family - \$62,693 to \$111,941	N	GST Free	\$17.20	\$17.65	\$0.45	2.62%
Home Maintenance - High Fee Range						
Home Maintenance High Range - Single Above \$81,192	N	GST Free	\$49.60	\$50.85	\$1.25	2.52%
Home Maintenance High Range - Couple Above \$108,543	N	GST Free	\$49.60	\$50.85	\$1.25	2.52%
Home Maintenance - Family Above \$111,941	N	GST Free	\$49.60	\$50.85	\$1.25	2.52%
Delivered / Centre Meals						
Delivered / Centre Meals -Low Fee Range						
Delivered / Centre Meals Single up to \$36,972	N	GST Free	\$6.50	\$6.65	\$0.15	2.31%
Delivered / Centre Meals Couple Up to \$56,589	N	GST Free	\$6.50	\$6.65	\$0.15	2.31%
Delivered / Centre Meals Family Up to \$62,693	N	GST Free	\$6.50	\$6.65	\$0.15	2.31%
Delivered / Centre Meals - Medium Fee Range						
Delivered / Centre Meals Single - \$36,438 to \$81,192	N	GST Free	\$8.40	\$8.60	\$0.20	2.38%
Delivered / Centre Meals Couple - \$56,589 to \$108,543	N	GST Free	\$8.40	\$8.60	\$0.20	2.38%

City of Yarra Draft 2019/20 Budget – Adoption in Principle

Fees and Charges Description	Statutory Fee (Y/N)	GST Status	2018/19 Adopted Fee	2019/20 Proposed Fee	\$ Change	% Change
Delivered / Centre Meals Family - \$62,693 to \$111,941	N	GST Free	\$8.40	\$8.60	\$0.20	2.38%
Delivered / Centre Meals - High Fee Range						
Delivered / Centre Meals- Single Above \$81,192	N	GST Free	\$21.90	\$22.45	\$0.55	2.51%
Delivered / Centre Meals - Couple Above \$108,543	N	GST Free	\$21.90	\$22.45	\$0.55	2.51%
Delivered / Centre Meals - Family Above \$111,941	N	GST Free	\$21.90	\$22.45	\$0.55	2.51%
Willowview						
Willowview - High Care						
Willowview - Outing Group						
Willowview - Low Fee Range Single up to \$36,972	N	GST Free	\$8.10	\$8.30	\$0.20	2.47%
Willowview - Low Fee Range Couple Up to \$56,589	N	GST Free	\$8.10	\$8.30	\$0.20	2.47%
Willowview - Low Fee Range Family Up to \$62,693	N	GST Free	\$8.10	\$8.30	\$0.20	2.47%
Willowview - Medium Fee Range Single - \$36,972 to \$81,194	N	GST Free	\$8.10	\$8.30	\$0.20	2.47%
Willowview - Medium Fee Range Couple - \$56,589 to \$105,543	N	GST Free	\$8.10	\$8.30	\$0.20	2.47%
Willowview - Medium Fee Range Family - \$62,693 to \$111,941	N	GST Free	\$8.10	\$8.30	\$0.20	2.47%
Willowview - High Fee Range - Single Above \$81,192	N	GST Free	\$20.40	\$20.90	\$0.50	2.45%
Willowview - High Fee Range - Couple Above \$108,543	N	GST Free	\$20.40	\$20.90	\$0.50	2.45%
Willowview - High Fee Range - Family Above \$111,941	N	GST Free	\$20.40	\$20.90	\$0.50	2.45%
Additional charge applies to Willowview Outing Group only if meal provided by the service	N	GST Free	\$5.00	\$5.15	\$0.15	3.00%

City of Yarra Draft 2019/20 Budget – Adoption in Principle

Fees and Charges Description	Statutory Fee (Y/N)	GST Status	2018/19 Adopted Fee	2019/20 Proposed Fee	\$ Change	% Change
Social Support – Group (Community Transport)						
Weekly fee charged for Community transport service - shopping	N	GST Free	\$0.00	\$1.00	\$1.00	100%
Home Care Packages (HCP)						
**Rates negotiable in special circumstances. Refer Aged & Disability Services - Home Care Packages Policy						
Linkage Program- Monthly Case Management Fee	N	Taxable	\$0 - \$258	\$0 - \$258	0	0.00%
**Based upon HACC services used and other services as negotiated						
All Meals	N	Taxable	\$20.30	\$20.80	\$0.50	2.46%
Home/Personal/Respite Care (8.00am to 6.00pm Monday to Friday)	N	Taxable	\$47.20	\$48.40	\$1.20	2.54%
Home/Personal/Respite Care (6.00pm to 8.00am Monday to Friday)	N	Taxable	\$100.20	\$102.70	\$2.50	2.50%
Home/Personal/Respite Care (6.00pm Friday to 8.00am Monday)	N	Taxable	\$100.20	\$102.70	\$2.50	2.50%
Adult Day Care	N	Taxable	\$34.80	\$35.65	\$0.85	2.44%
PARKING SERVICES						
Parking Fees - meters/ticket machines (per hour) spread from 0.00 to \$4.00 max	N	Taxable	\$4.00	\$4.00	\$0.00	0.00%
All Day Parking (various locations)	N	Taxable	\$12.00	\$12.00	\$0.00	0.00%
Night parking rate	N	Taxable	\$12.00	\$12.00	\$0.00	0.00%
Occupation of parking bays - parking meter/first day- Non Commercial Street	N	Taxable	\$62.00	\$64.00	\$2.00	3.23%
Occupation of parking bays - parking meter/subsequent day- Non Commercial Street	N	Taxable	\$31.00	\$32.00	\$1.00	3.23%
Occupation of parking bays - parking meter/first day- Commercial Street	N	Taxable	\$103.00	\$106.00	\$3.00	2.91%

City of Yarra Draft 2019/20 Budget – Adoption in Principle

Fees and Charges Description	Statutory Fee (Y/N)	GST Status	2018/19 Adopted Fee	2019/20 Proposed Fee	\$ Change	% Change
Occupation of parking bays - parking meter/subsequent day- Commercial street	N	Taxable	\$52.00	\$55.00	\$3.00	5.77%
Parking Permits - 1st Resident permit	N	GST Free	\$38.00	\$40.00	\$2.00	5.26%
Parking Permits - 2nd Resident permits	N	GST Free	\$95.00	\$98.00	\$3.00	3.16%
Parking Permits - 3rd Resident permits	N	GST Free	\$179.00	\$184.00	\$5.00	2.79%
Parking Permits - Business - 1st permit	N	Taxable	\$130.00	\$134.00	\$4.00	3.08%
Parking Permits - Business - 2nd and subsequent permits	N	Taxable	\$241.50	\$248.00	\$6.50	2.69%
Parking Permits - Disabled	N	GST Free	No Charge	No Charge	\$0.00	0.00%
Parking Permits - 1st Visitor permit	N	GST Free	\$38.00	\$40.00	\$2.00	5.26%
Parking Permits - 2nd Visitor permits	N	GST Free	\$95.00	\$98.00	\$3.00	3.16%
Parking Permits - 3rd Visitor permits	N	GST Free	\$179.00	\$184.00	\$5.00	2.79%
Vehicle tow-away - impounding fee	N	Taxable	\$425.00	\$435.00	\$10.00	2.35%
Derelict vehicles/pound fee - abandoned/unregistered vehicle	N	Taxable	\$425.00	\$435.00	\$10.00	2.35%
Installation of Loading Zone	N	Taxable	\$205.00	\$210.00	\$5.00	2.44%
LOCAL LAWS/LEGISLATIVE SERVICES						
Footpath Trading -Application/ Inspection fee (Non-refundable)	N	GST free	\$53.00	\$55.00	\$2.00	3.77%
Footpath heaters	N	GST free	\$105.00	\$108.00	\$3.00	2.86%
Footpath awning fee	N	GST free	\$210.00	\$215.00	\$5.00	2.38%
Local laws Permit refund fee	N	GST free	\$105.00	\$108.00	\$3.00	2.86%
Planter Box/Tubs (Excludes Tables & Chairs) Footpath trading only	N	GST free	\$53.00	\$55.00	\$2.00	3.77%
Additional miscellaneous item Footpath trading	N	GST free	\$53.00	\$55.00	\$2.00	3.77%
Mobile Food Vans - Normal Rate	N	GST free	\$2,515.00	\$2,578.00	\$63.00	2.50%
Mobile Food Vans - Concession Rate (Yarra Resident Only)	N	GST free	\$1,784.00	\$1,829.00	\$45.00	2.52%

City of Yarra Draft 2019/20 Budget – Adoption in Principle

Fees and Charges Description	Statutory Fee (Y/N)	GST Status	2018/19 Adopted Fee	2019/20 Proposed Fee	\$ Change	% Change
Mobile food van - small private events permit 1 day or less	N	GST Free	\$103.00	\$106.00	\$3.00	2.91%
Mobile food van- Charity or Non for profit event.	N	GST Free	\$0.00	\$0.00	\$0.00	0.00%
Significant tree Application fee(Non-refundable)	N	GST free	\$145.00	\$150.00	\$5.00	3.45%
Significant Tree Permit- Removal	N	GST free	\$210.00	\$215.00	\$5.00	2.38%
Significant Tree Permit- Pruning only	N	GST free	\$105.00	\$108.00	\$3.00	2.86%
Excess Animal Permit- Application Fee (Non Refundable)	N	GST free	\$53.00	\$55.00	\$2.00	3.77%
Cat trap- rental per week	N	GST free	\$21.50	\$22.00	\$0.50	2.33%
Commercial dog walking permit (annual permit)	N	GST free	\$105.00	\$108.00	\$3.00	2.86%
Excess Animal Permit-Fee	N	GST free	\$53.00	\$55.00	\$2.00	3.77%
Temporary Public Space Licence (prescribed event area) multi max 5 stalls/promotional activities Charity or Non for profit	N	New Fee		\$0.00		
Temporary Public Space Licence (prescribed event area) multi max 5 stalls/promotional activities	N	New Fee		\$100.00		
Temporary Public Space Licence (prescribed event area) each additional stall/promotional activity over 5 for Charity or Non for profit	N	New Fee		\$0.00		
Temporary Public Space Licence (prescribed event area) each additional stall/promotional activity over 5	N	New Fee		\$30.00		
Temporary Public Space Licences up to 7 days	N	GST free	\$65.50	\$68.00	\$2.50	3.82%
Local law permit application fee(As required)	N	GST free	\$53.00	\$55.00	\$2.00	3.77%
Busking Permit (Monthly charge)	N	GST free	\$14.00	\$14.50	\$0.50	3.57%

City of Yarra Draft 2019/20 Budget – Adoption in Principle

Fees and Charges Description	Statutory Fee (Y/N)	GST Status	2018/19 Adopted Fee	2019/20 Proposed Fee	\$ Change	% Change
Planter box/tubs- Laneway garden permit fee	N	GST free	\$53.00	\$55.00	\$2.00	3.77%
General Local Law Permit	N	GST free	\$330.00	\$338.00	\$8.00	2.42%
Temporary Public space permit- Promotional Short Term (1) 0- 3 days	N	GST free	\$105.50	\$108.00	\$2.50	2.37%
Temporary Public space permit- Promotional Short Term (2) 3- 7 days where admin/detailed review required	N	GST free	\$169.00	\$173.00	\$4.00	2.37%
Local Laws permit Inspection fee- After hours	N	GST free	\$155.00	\$160.00	\$5.00	3.23%
Miscellaneous / Impound release Fee	N	GST free	\$107.50	\$110.00	\$2.50	2.33%
Shopping Trolley Release fees	N	GST free	\$63.00	\$65.00	\$2.00	3.17%
Public Space Licences						
Items on Footpath:						
Advertising Sign - per sign (licensed)	N	GST Free	\$174.00	\$178.00	\$4.00	2.30%
Advertising Sign - per sign (unlicensed)	N	GST Free	\$118.00	\$121.00	\$3.00	2.54%
Goods Display	N	GST Free	\$404.00	\$414.00	\$10.00	2.48%
Tables & Chairs:						
Licensed premises - per table over 800mm(Including benches)	N	GST free	\$89.00	\$91.00	\$2.00	2.25%
Licensed Premises - per table up to 800mm	N	GST Free	\$78.00	\$80.00	\$2.00	2.56%
Licensed Premises - per chair (600mm =1 Chair)	N	GST Free	\$72.00	\$74.00	\$2.00	2.78%
Unlicensed Premises - per table over 800mm (including benches)	N	GST Free	\$89.00	\$91.00	\$2.00	2.25%
Unlicensed Premises - per table up to 800mm	N	GST Free	\$78.00	\$80.00	\$2.00	2.56%
Unlicensed Premises - per chair (600mm = 1 Chair)	N	GST Free	\$21.50	\$22.00	\$0.50	2.33%
Real Estate Sign License	N	GST Free	\$777.00	\$796.00	\$19.00	2.45%

City of Yarra Draft 2019/20 Budget – Adoption in Principle

Fees and Charges Description	Statutory Fee (Y/N)	GST Status	2018/19 Adopted Fee	2019/20 Proposed Fee	\$ Change	% Change
Mobile Food Van (prescribed event area) multi max. 5 vans	N	GST Free	\$330.00	\$338.00	\$8.00	2.42%
Mobile Food Van (prescribed event area) each additional food van/stall over 5 vans	N	GST Free	\$330.00	\$338.00	\$8.00	2.42%
Mobile Food Van public land (once-off day rate)	N	GST Free	\$330.00	\$338.00	\$8.00	2.42%
Kerb Market						
Gleadell Street Market (per stall)	N	Taxable	\$86.00	\$90.00	\$4.00	4.65%
Other						
Miscellaneous / Impound Fee	N	Taxable	\$107.50	\$110.00	\$2.50	2.33%
Planning Enforcement						
Liquor Licensing Advice Requests	N	Taxable	\$158.50	\$162.00	\$3.50	2.21%
ANIMAL CONTROL						
COMMUNITY AMENITY - (Local Laws and Animal Control)						
Dog Registration						
Standard Maximum Fee	N	GST Free	\$198.00	\$204.00	\$6.00	3.03%
Standard Reduced Fee	N	GST Free	\$63.50	\$68.00	\$4.50	7.09%
Concessional Maximum Fee	N	GST Free	\$99.00	\$102.00	\$3.00	3.03%
Dogs & cats currently registered at another Council- transfer and 1st registration.	New Fee			No charge-1st year only		
Dogs & Cats under 6mths of age	New Fee			No charge-1st year only		
Concessional Reduced Fee	N	GST Free	\$18.50	\$20.00	\$1.50	8.11%
Registration – Declared menacing, dangerous & restricted breed dogs	N	GST Free	\$337.50	\$400.00	\$62.50	18.52%
Cat Registration						
Standard Maximum Fee	N	GST Free	\$110.50	\$117.00	\$6.50	5.88%

City of Yarra Draft 2019/20 Budget – Adoption in Principle

Fees and Charges Description	Statutory Fee (Y/N)	GST Status	2018/19 Adopted Fee	2019/20 Proposed Fee	\$ Change	% Change
Standard Reduced Fee	N	GST Free	\$37.00	\$39.00	\$2.00	5.41%
Concessional Maximum Fee	N	GST Free	\$55.00	\$58.00	\$3.00	5.45%
Concessional Reduced Fee	N	GST Free	\$13.50	\$14.50	\$1.00	7.41%
Animal Registration refund			50% refund on above Cat registration fees until 1 Oct. After that date no refunds			
Replacement Animal Registration tag	N	Taxable	\$5.20	\$5.50	\$0.30	5.77%
Animal Pound Release fees						
Release fee - Dog	N	Taxable	\$97.50	\$150.00	\$52.50	53.85%
Release fee - Cat	N	Taxable	\$37.00	\$100.00	\$63.00	170.27%
Livestock (small)	N	Taxable	\$60.00	\$180.00	\$120.00	200.00%
Livestock (large)	N	Taxable	\$210.00	\$220.00	\$10.00	4.76%
Registration of Domestic Animal Business						
Annual Registration Fee	N	Taxable	\$399.00	\$410.00	\$11.00	2.76%
Domestic Animal Business registration refund	N	Taxable	50% refund (\$199.50) on the fee above until 1 Oct. After that date no refunds			
Transfer Fee	N	Taxable	\$29.00	\$30.00	\$1.00	3.45%
Request for copy of dog/cat registration certificate (per entry)	N	Taxable	\$102.00	\$105.00	\$3.00	2.94%
Service Requests - Animal Control	N	Taxable	\$76.00	\$78.00	\$2.00	2.63%

City of Yarra Draft 2019/20 Budget – Adoption in Principle

Fees and Charges Description	Statutory Fee (Y/N)	GST Status	2018/19 Adopted Fee	2019/20 Proposed Fee	\$ Change	% Change
Inspection of Dog/Cat register (per entry)	N	GST Free	\$22.00	\$23.00	\$1.00	4.55%
Deposit Cat trap(Refundable)	N	GST Free	\$105.00	\$108.00	\$3.00	2.86%
FOOD PREMISES						
Class 1 or Class 2 Premises						
Renewals	N	GST Free	\$576.00	\$592.00	\$16.00	2.78%
Additional fee for each employee over 10.	N	GST Free	\$29.00	\$30.00	\$1.00	3.45%
New Registrations	N					
Application fee	N	GST Free	\$288.00	\$296.00	\$8.00	2.78%
Registration fee	N	GST Free	Pro-rata of renewal fee	Pro-rata of renewal fee		
Transfer Fee	N	GST Free	\$288.00	\$296.00	\$8.00	2.78%
Re-inspection Fee	N	GST Free	\$144.00	\$148.00	\$4.00	2.78%
Additional Assessment Fee (Section 19H)	N		\$288.00	\$295.00	\$7.00	2.43%
Class 3 and Not for Profit Class 1 and 2 Food Premises						
Renewals	N	GST Free	\$288.00	\$296.00	\$8.00	2.78%
Additional fee for each employee over 10.	N	GST Free	\$14.50	\$15.00	\$0.50	3.45%
New Registrations	N	GST Free				
Application fee	N	GST Free	\$144.00	\$148.00	\$4.00	2.78%
Registration fee	N	GST Free	Pro-rata of renewal fee	Pro-rata of renewal fee		
Transfer Fee	N	GST Free	\$144.00	\$148.00	\$4.00	2.78%
Re-inspection Fee	N	GST Free	\$72.00	\$74.00	\$2.00	2.78%
Additional Inspection Fee Under 19(H)	N	GST Free	\$144.00	\$148.00	\$4.00	2.78%
Not for Profit Class 3 Food Premises						
Renewals	N	GST Free	\$144.00	\$148.00	\$4.00	2.78%

City of Yarra Draft 2019/20 Budget – Adoption in Principle

Fees and Charges Description	Statutory Fee (Y/N)	GST Status	2018/19 Adopted Fee	2019/20 Proposed Fee	\$ Change	% Change
Additional fee for each employee over 10.	N	GST Free	\$7.00	\$8.00	\$1.00	14.29%
New Registrations						
Application fee	N	GST Free	\$72.00	\$74.00	\$2.00	2.78%
Registration fee	N	GST Free	Pro-rata of renewal fee	Pro-rata of renewal fee		
Transfer Fee	N	GST Free	\$72.00	\$74.00	\$2.00	2.78%
Re-inspection Fee	N	GST Free	\$72.00	\$74.00	\$2.00	2.78%
Additional Inspection Fee Under 19(H)	N		\$144.00	\$148.00	\$4.00	2.78%
TEMPORARY AND MOBILE FOOD PREMISES (registered via "Streatrader") and SHORT TERM REGISTRATIONS OF FOOD PREMISES (on request of proprietor).						
Once-off events (no more than two consecutive days operation) and component/s (per component) attached to a fixed registered (not Class 4) premises.						
Class 1 and 2.	N		\$72.00	\$74.00	\$2.00	2.78%
Class 3.	N		\$36.00	\$37.00	\$1.00	2.78%
Not for profit organisations - all classes.	N		No Charge	No Charge	\$0.00	0.00%
Short term registrations (less than 12 months - Note new approval fee does not apply), temporary and mobile food premises that are not "once off" events or components of a fixed registered premises, components of notified (Class 4) premises.						
Registrations for a period of up to 3 months.	N		1/4 annual renewal fee	1/4 annual renewal fee		
Registrations for a period of 3 to 6 months.	N		1/2 annual renewal fee	1/2 annual renewal fee		

City of Yarra Draft 2019/20 Budget – Adoption in Principle

Fees and Charges Description	Statutory Fee (Y/N)	GST Status	2018/19 Adopted Fee	2019/20 Proposed Fee	\$ Change	% Change
Registrations for a period of more than 6 months will be treated as a 12 month registration.	N		Full annual renewal fee	Full annual renewal fee		
Re-inspection Fee (temp and mobile food premises).	N		\$72.00	\$74.00	\$2.00	2.78%
PRESCRIBED ACCOMMODATION PREMISES						
Commercial						
Renewals						
Premises accommodating not more than 5 persons	N	GST Free	\$288.00	\$296.00	\$8.00	2.78%
Additional fee for each additional person than can be accommodated in excess of 5	N	GST Free	\$14.50	\$15.00	\$0.50	3.45%
New Registrations						
Application fee	N	GST Free	\$144.00	\$148.00	\$4.00	2.78%
Registration fee	N	GST Free	Pro-rata of renewal fee	Pro-rata of renewal fee		
Transfers	N	GST Free	\$144.00	\$148.00	\$4.00	2.78%
Not For Profit						
Renewals						
Premises accommodating not more than 5 persons	N	GST Free	\$144.00	\$148.00	\$4.00	2.78%
Additional fee for each additional person than can be accommodated in excess of 5	N	GST Free	\$7.50	\$8.00	\$0.50	6.67%
New Registrations						
Application fee	N	GST Free	\$72.00	\$74.00	\$2.00	2.78%
Registration fee	N	GST Free	Pro-rata of renewal fee	Pro-rata of renewal fee		
Transfers	N	GST Free	\$72.00	\$74.00	\$2.00	2.78%

City of Yarra Draft 2019/20 Budget – Adoption in Principle

Fees and Charges Description	Statutory Fee (Y/N)	GST Status	2018/19 Adopted Fee	2019/20 Proposed Fee	\$ Change	% Change
PREMISES PROVIDING PERSONAL SERVICES (Hairdressers, Beauty Salons, Ear Piercing, Tattooing, Skin Penetration)						
Renewals	N	GST Free	\$187.00	\$192.00	\$5.00	2.67%
New Registrations						
Application fee	N	GST Free	\$94.00	\$96.00	\$2.00	2.13%
Registration fee	N	GST Free	Pro-rata of renewal fee excluding low risk premises where the full renewal fee applies as registration is not subject to renewal.	Pro-rata of renewal fee* excluding low risk premises where the full renewal fee applies as registration is not subject to renewal.		
Transfer Fee	N	GST Free	\$94.00	\$96.00	\$2.00	2.13%
Pro rata of renewal fee - Registration in Q1 = full renewal fee, Q2 = 3/4 of renewal fee, Q3 = 1/2 renewal fee, Q4 = 1/4 renewal fee						
<i>If proprietor is a not for profit/charitable organisations above will be discounted by 50%. No current applicant are NFP</i>						
OTHER FEES						
Overdue Registration Renewal Fee	N	GST Free	\$144.00	\$148.00	\$4.00	2.78%
Waste Water System Approval	N	GST Free	\$288.00	\$296.00	\$8.00	2.78%

City of Yarra Draft 2019/20 Budget – Adoption in Principle

Fees and Charges Description	Statutory Fee (Y/N)	GST Status	2018/19 Adopted Fee	2019/20 Proposed Fee	\$ Change	% Change
Refund of annual renewal of registration fee for registered premises that closes before expiry date	N		Business closes Q1 refund 3/4 renewal fee, Q2 refund 1/2 renewal fee, Q3 refund 1/4 renewal fee, Q4 no refund	Business closes Q1 refund 3/4 renewal fee, Q2 refund 1/2 renewal fee, Q3 refund 1/4 renewal fee, Q4 no refund		
Information/Service Fees						
Copy of Certificate of Analysis for person from whom sample obtained	N	Taxable	No Charge	No Charge	\$0.00	0.00%
Copy of Registration Certificate - Only available to current proprietor	N	Taxable	\$ 51.00	\$52.00	\$1.00	1.96%
Extract of premises register	N	GST Free	No Charge	No Charge	\$0.00	0.00%
Professional services (EHO) as requested						
Rate per hour	N	Taxable	\$ 144.00	\$148.00	\$4.00	2.78%
RECREATION						
Multi-purpose Sporting Facilities - Casual Fees						
Victoria Park	N					
Commercial per hour	N	Taxable	\$276.05	\$282.95	\$6.90	2.50%
Concession 1 per hour	N	Taxable	\$81.80	\$83.85	\$2.05	2.51%
Concession 2 per hour	N	Taxable	\$37.85	\$38.80	\$0.95	2.51%
Concession 3 per hour	N	Taxable	No Charge	No Charge	\$0.00	0.00%

City of Yarra Draft 2019/20 Budget – Adoption in Principle

Fees and Charges Description	Statutory Fee (Y/N)	GST Status	2018/19 Adopted Fee	2019/20 Proposed Fee	\$ Change	% Change
Victoria Park Sherrin Stand Change Rooms (per session 3 hr maximum)						
Commercial	N	Taxable	\$274.05	\$280.90	\$6.85	2.50%
Concession 1	N	Taxable	\$85.90	\$88.05	\$2.15	2.50%
Concession 2	N	Taxable	\$37.85	\$38.80	\$0.95	2.51%
Concession 3	N	Taxable	No Charge	No Charge	\$0.00	0.00%
Casual Sports Ground A Hire - Bastow Reserve 1, Fletcher Reserve 1, Yambla Reserve, Ramsden Street Reserve, Fairfield Park Reserve, Burnley Oval, W.T. Peterson, Loughnan Oval, Citizens Park Oval, Alphington Park Oval - per 3 hour session (pro-rata hour fee available)						
Commercial	N	Taxable	\$332.30	\$340.60	\$8.30	2.50%
Concession 1	N	Taxable	\$81.80	\$83.85	\$2.05	2.51%
Concession 2	N	Taxable	\$29.65	\$30.40	\$0.75	2.53%
Concession 3	N	Taxable	No Charge	No Charge	\$0.00	0.00%
Casual Sports Ground B Hire - Bastow Reserve 2, Fletcher Reserve 2, Coulson Reserve, Alfred Crescent Oval, Walker Street, Alain Bain Reserve, Atherton Reserve- per 3 hour session (pro-rata hour fee available)						
Commercial	N	Taxable	\$168.70	\$172.90	\$4.20	2.49%
Concession 1	N	Taxable	\$47.05	\$48.25	\$1.20	2.55%
Concession 2	N	Taxable	\$15.85	\$16.25	\$0.40	2.52%
Concession 3	N	Taxable	No Charge	No Charge	\$0.00	0.00%

City of Yarra Draft 2019/20 Budget – Adoption in Principle

Fees and Charges Description	Statutory Fee (Y/N)	GST Status	2018/19 Adopted Fee	2019/20 Proposed Fee	\$ Change	% Change
Casual Pavilion Hire - Alfred Crescent, Alphington, Burnley, Coulson, Fairfield, Gillon, Graham, Johnson, Ramsden, Ryans Reserve						
Commercial fee - per hour	N	Taxable	\$110.45	\$113.20	\$2.75	2.49%
Concession 1 - per hour	N	Taxable	\$32.70	\$33.50	\$0.80	2.45%
Concession 2 - per hour	N	Taxable	\$26.20	\$26.85	\$0.65	2.48%
Concession 3 - per hour	N	Taxable	\$19.95	\$20.45	\$0.50	2.51%
Casual Hire - Stanton Street Hall (Table Tennis)						
Commercial fee - per hour	N	Taxable	\$110.45	\$113.20	\$2.75	2.49%
Concession 1 - per hour	N	Taxable	\$32.70	\$33.50	\$0.80	2.45%
Concession 2 - per hour	N	Taxable	\$26.20	\$26.85	\$0.65	2.48%
Concession 3 - per hour	N	Taxable	\$19.95	\$20.45	\$0.50	2.51%
Key Bond for all sporting facilities - Casual	N	GST Free	\$102.25	\$104.80	\$2.55	2.49%
Key Bond for all sporting facilities - Seasonal	N	GST Free	\$445.80	\$456.95	\$11.15	2.50%
Casual Hire - Tennis, Netball, Basketball Court - New Fee						
Commercial Per hour			\$29.30	\$30.05	\$0.75	2.56%
Concession 1			\$14.65	\$15.00	\$0.35	2.39%
Concession 2			\$5.86	\$6.00	\$0.14	2.39%
Concession 3			No charge	No charge	No charge	No charge
Note: Concession 1 = Non Yarra Based - Not For Profit Community Organisations & Yarra Based Private Schools						

City of Yarra Draft 2019/20 Budget – Adoption in Principle

Fees and Charges Description	Statutory Fee (Y/N)	GST Status	2018/19 Adopted Fee	2019/20 Proposed Fee	\$ Change	% Change
Concession 2 = Registered Not for profit Yarra Community Groups and sporting clubs						
Concession 3 = Yarra based State and Catholic primary schools						
Pavilions - Seasonal Fee Per Team						
Category A: Graham, Johnson, Coulson, Ramsden, Fairfield, Burnley, Alfred Cres, Fitzroy Grandstand, and Gillon						
Senior Team	N	Taxable	\$435.60	\$446.50	\$10.90	2.50%
Junior Team	N	Taxable	\$322.10	\$330.15	\$8.05	2.50%
Category B: Yambla, Citizens, Bain and Alphington, George Knott						
Senior Team	N	Taxable	\$218.80	\$224.25	\$5.45	2.49%
Junior Team	N	Taxable	\$161.55	\$165.60	\$4.05	2.51%
Sportsgrounds - Seasonal Fee Per Team						
Turf Cricket: Loughnan, Citizens (Summer Turf Wicket)						
Senior Team	N	Taxable	\$3,312.90	\$3,395.70	\$82.80	2.50%
Cricket Synthetic						
Senior Team	N	Taxable	\$1,329.25	\$1,362.50	\$33.25	2.50%
Junior Team	N	Taxable	\$353.80	\$362.65	\$8.85	2.50%
Football						
Senior Team	N	Taxable	\$1,120.65	\$1,148.65	\$28.00	2.50%
Junior Team	N	Taxable	\$609.40	\$624.65	\$15.25	2.50%
Soccer						
Senior Professional Team SeniorNPL/ FV Senior State League 1 (fenced facility)	N	Taxable	\$4,386.50	\$4,496.15	\$109.65	2.50%
Senior Team FV NPL & State 1 Reserves, State League 2, and below/ VicSoccer	N	Taxable	\$783.25	\$802.85	\$19.60	2.50%

City of Yarra Draft 2019/20 Budget – Adoption in Principle

Fees and Charges Description	Statutory Fee (Y/N)	GST Status	2018/19 Adopted Fee	2019/20 Proposed Fee	\$ Change	% Change
Junior Team	N	Taxable	\$304.70	\$312.30	\$7.60	2.49%
Registered Yarra Sports Clubs out of season hire - New Fee						
Pre & Post Season Training (per session booked)	N			\$25.00		
Practice Game	N			\$90.20		
Permit to hire Park for Commercial Fitness Trainers						
Annual Licence Fee	N	GST Free	\$302.65	\$310.20	\$7.55	2.49%
CONSTRUCTION MANAGEMENT SUPPORT UNIT						
Counter Fast Track Assessment Fee	N	GST Free	\$100.00	\$120.00	\$20.00	20.00%
Permit Inspections - New Fee						
Inspection - per inspection	N	Taxable	\$147.85	\$151.55	\$3.70	2.50%
Private single dwelling and local shop traders.	N	Taxable	\$263.30	\$269.90	\$6.60	2.51%
Inspection - per inspection Commercial – includes house modules.	N	Taxable	\$449.10	\$460.35	\$11.25	2.51%
Inspection - per inspection Out of hours - Minimum	N	Taxable	\$175.75	\$180.20	\$4.45	2.53%
Out of Hours Permit	N	GST Free	\$175.75	\$180.20	\$4.45	2.53%
Asset Protection Permit						
Permit - Works up to \$10k			no fee	no fee		
Permit - Works between \$10,001 and \$500K Application Fee	N	Taxable	\$241.00	\$247.00	\$6.00	2.49%
Permit - Works more than \$501K Application Fee	N	Taxable	\$725.15	\$743.30	\$18.15	2.50%
*Additional drainage inspection charges may apply						

City of Yarra Draft 2019/20 Budget – Adoption in Principle

Fees and Charges Description	Statutory Fee (Y/N)	GST Status	2018/19 Adopted Fee	2019/20 Proposed Fee	\$ Change	% Change
Vehicle Crossing Permit						
Permit - Private Single Dwelling Vehicle Crossing	N	GST Free	\$449.10	\$460.35	\$11.25	2.51%
Permit - Commercial/Industrial Vehicle Crossing	N	GST Free	\$663.50	\$680.10	\$16.60	2.50%
Profile Design Service	N	Taxable	\$351.75	\$360.55	\$8.80	2.50%
Road / Footpath Occupation Permit						
Permit - work area / public protection occupation	N	GST Free	\$81.10	\$83.15	\$2.05	2.53%
Occupancy Fee - per sq. metre per week Private single dwelling and local shop trader	N	Taxable	\$4.90	\$5.00	\$0.10	2.04%
Occupancy Fee - per sq. metre per week Commercial License/ Occupancy	N	Taxable	\$8.95	\$9.15	\$0.20	2.23%
Permit - Plant and Equipment - per day Private single dwelling and local shop traders.	N	GST Free	\$155.50	\$159.40	\$3.90	\$0.03
Permit - Plant and Equipment - per day Commercial No road closure	N	Taxable	\$263.30	\$269.90	\$6.60	\$0.03
Plant and Equipment Permit - Commercial – Local road Full road closure	N	Taxable	\$400.00	\$410.00	\$10.00	\$0.03
Skip Bin Permit						
Permit - Skip placement - per day unmetered	N	GST Free	\$23.00	\$23.55	\$0.55	2.39%
Permit - Skip placement - per day metered	N	GST Free	\$62.35	\$63.90	\$1.55	2.49%
Permit - Container placement - per day	N	GST Free	\$133.65	\$137.00	\$3.35	2.51%

City of Yarra Draft 2019/20 Budget – Adoption in Principle

Fees and Charges Description	Statutory Fee (Y/N)	GST Status	2018/19 Adopted Fee	2019/20 Proposed Fee	\$ Change	% Change
Filming & Commercial Still Photography Permit						
Application fee - Commercial Profit Making (non refundable)	N	Taxable	\$100.00	\$102.50	\$2.50	2.50%
Commercial Profit Making-Film/Ad Producers-Major impact: Permit	N	Taxable	\$1,220.25	\$1,250.75	\$30.50	2.50%
Filming (incl ads/still photography) inspection (Mon to Fri)	N	Taxable	\$117.20	\$120.15	\$2.95	2.52%
Filming inspection (incl ads/still photography) - per inspection Out of hours	N	Taxable	\$449.50	\$460.75	\$11.25	2.50%
Permit - Commercial Profit Making - Minor impact/ small budget productions (incl films & ads)	N	Taxable	\$408.50	\$418.70	\$10.20	2.50%
Permit - Student Filming (including still photography)	N	GST Free	No Charge	No Charge	\$0.00	0.00%
Permit - Non Profit Making Filming (including still photography)	N	GST Free	No Charge	No Charge	\$0.00	0.00%
Road / Footpath Openings						
Consent (RMA 2004) *^						
Consent fee - minimum*	Y	GST Free	Adopt Statutory fee	Adopt Statutory fee	\$0.00	0.00%
Inspection - per inspection	N	Taxable	\$147.85	\$151.55	\$3.70	2.50%
Inspection - per inspection Out of hours - Minimum	N	Taxable	\$449.10	\$460.35	\$11.25	2.51%
Road reinstatement (See notes)						
Road - deep lift asphalt/concrete/bluestone (per square metre) (minimum charge \$800)	N	GST Free	\$306.75	\$314.40	\$7.65	2.49%
Road - asphalt/concrete <100mm (per square metre) (minimum charge \$500)	N	GST Free	\$204.50	\$209.60	\$5.10	\$0.02
Footpath - residential - asphalt (as per YSD33 RAF)	N	GST Free	\$184.05	\$188.65	\$4.60	\$0.02

City of Yarra Draft 2019/20 Budget – Adoption in Principle

Fees and Charges Description	Statutory Fee (Y/N)	GST Status	2018/19 Adopted Fee	2019/20 Proposed Fee	\$ Change	% Change
less than 60mm (per square metre) (minimum charge \$500)						
Footpath - industrial - asphalt / concrete (as per YSD33 IAF & CF) greater than 60mm & less than equal to 100mm (per square metre) (minimum charge \$800)	N	GST Free	\$255.65	\$262.05	\$6.40	2.50%
Footpath - industrial - concrete with asphalt surface (as per YSD33 ICAF) <=170mm (per square metre) (minimum charge \$800)	N	GST Free	\$286.30	\$293.45	\$7.15	2.50%
Traffic Management	N	GST Free	\$511.25	\$524.05	\$12.80	2.50%
Parking sensor removal/reinstatement (up to 10)	N	Taxable	\$1,022.50	\$1,048.06	\$25.56	2.50%
Additional sensors greater than 10	N	Taxable	\$102.25 per sensor	\$102.25 per sensor	\$0.00	0.00%
Notes:						
* Areas greater than 40m ² or greater than 30 lineal metres Council may consider a reduced charge						
*^ In accordance with the Road Management Act 2004						
CHILD CARE						
Late Fee- Children's Services						
Late Fee for Vac Care, ASC, LDC, Kinder.	N	GST Free	\$25.55	\$26.20	\$0.65	2.54%
			1.33 per minute	1.33 per minute	0	0.00%
Outside School Hours Care						
After School Care Fee - Regular	N		\$17.40	\$17.85	\$0.45	2.59%
After School Care Fee - Regular	N		18.40	\$18.85	\$0.45	2.45%

City of Yarra Draft 2019/20 Budget – Adoption in Principle

Fees and Charges Description	Statutory Fee (Y/N)	GST Status	2018/19 Adopted Fee	2019/20 Proposed Fee	\$ Change	% Change
After School Care Fee - Casual	N		20.45	\$20.95	\$0.50	2.44%
After School Care Fee - Casual	N		20.95	\$21.45	\$0.50	2.39%
After School Care Fee - Curriculum Day	N		48.05	\$49.25	\$1.20	2.50%
After School Care Fee - Curriculum Day	N		49.30	\$50.55	\$1.25	2.54%
After School Care Fee - Curriculum Half Day	N		27.60	\$28.30	\$0.70	2.54%
After School Care Fee - Curriculum Half Day	N		28.30	\$29.00	\$0.70	2.47%
After School Care Fee - End of Term	N		23.50	\$24.10	\$0.60	2.55%
After School Care Fee - End of Term	N		24.15	\$24.75	\$0.60	2.48%
After School Care Fee - End of Year	N		26.60	\$27.25	\$0.65	2.44%
After School Care Fee - End of Year	N		27.30	\$28.00	\$0.70	2.56%
Vacation Care Fee - All Day	N		53.15	\$54.50	\$1.35	2.54%
Vacation Care Fee - All Day	N		54.7	\$56.05	\$1.35	2.47%
Vacation Care Excursion Fee - All Day	N		63.9	\$65.50	\$1.60	2.50%
Vacation Care Excursion Fee - All Day	N		67.5	\$69.20	\$1.70	2.52%
Long Day Care						
One to Four Days (per Day)	N	GST Free	\$116.05	\$118.95	\$2.90	2.50%
One to Four Days (per Day)	N	GST Free	119.1	\$122.10	\$3.00	2.52%
Pre School 3 Year Olds						
1 Session per Term	N	GST Free	\$255.10	\$261.50	\$6.40	2.51%
1 Session per Term	N	GST Free	403.06	\$413.15	\$10.09	2.50%

City of Yarra Draft 2019/20 Budget – Adoption in Principle

Fees and Charges Description	Statutory Fee (Y/N)	GST Status	2018/19 Adopted Fee	2019/20 Proposed Fee	\$ Change	% Change
Health Care Card Holders						
Health Care 1 session per term	N	GST Free	\$188.65	\$193.35	\$4.70	2.49%
Pre School 4 Year Olds						
July to December	N	GST Free				0.00%
January to June	N	GST Free	\$390.10	\$399.85	\$9.75	2.50%
Occasional child care						
OCC Casual	N	GST Free	\$11.25	\$11.55	\$0.30	2.67%
OCC Member	N	GST Free	\$7.15	\$7.35	\$0.20	2.80%
Concession	N	GST Free	\$4.30	\$4.40	\$0.10	2.33%
10 OCC sessions	N	GST Free	\$77.70	\$79.65	\$1.95	2.51%
25 OCC sessions	N	GST Free	\$194.30	\$199.15	\$4.85	2.50%
Occasional Care Connie Benn	N	GST Free	\$28.65	\$29.35	\$0.70	2.44%
Occasional Care Connie Benn Concession	N	GST Free	\$10.20	\$10.45	\$0.25	2.45%
Youth Services						
Teenage Holiday Programs	N	Taxable	\$19.95	\$20.45	\$0.50	2.51%
Teenage Holiday Programs - Concession	N	Taxable	\$3.60	\$3.70	\$0.10	2.78%
Hire of Meeting Rooms - Connie Benn Centre						
Concessional Rate Half Day	N	Taxable	\$31.45	\$32.25	\$0.80	2.54%
Concessional Rate Full Day	N	Taxable	\$52.40	\$53.70	\$1.30	2.48%
Commercial Rate Half Day	N	Taxable	\$104.80	\$107.40	\$2.60	2.48%
Commercial Rate Full Day	N	Taxable	\$188.65	\$193.35	\$4.70	2.49%
Community Kitchen						
Concessional Rate Half Day	N	Taxable	\$41.90	\$42.95	\$1.05	2.51%
Concessional Rate Full Day	N	Taxable	\$73.35	\$75.20	\$1.85	2.52%

City of Yarra Draft 2019/20 Budget – Adoption in Principle

Fees and Charges Description	Statutory Fee (Y/N)	GST Status	2018/19 Adopted Fee	2019/20 Proposed Fee	\$ Change	% Change
Commercial Rate Half Day	N	Taxable	\$104.80	\$107.40	\$2.60	2.48%
Commercial Rate Full Day	N	Taxable	\$188.65	\$193.35	\$4.70	2.49%
Training Room						
Concessional Rate Half Day	N	Taxable	\$52.40	\$53.70	\$1.30	2.48%
Concessional Rate Full Day	N	Taxable	\$104.80	\$107.40	\$2.60	2.48%
Commercial Rate Half Day	N	Taxable	\$104.80	\$107.40	\$2.60	2.48%
Commercial Rate Full Day	N	Taxable	\$188.65	\$193.35	\$4.70	2.49%
Consultation Room						
Concessional Rate per hour	N	Taxable	\$31.45	\$32.25	\$0.80	2.54%
Concessional Rate Full Day	N	Taxable	\$83.85	\$85.95	\$2.10	2.50%
Commercial Rate per hour	N	Taxable	\$41.90	\$42.95	\$1.05	2.51%
Commercial Rate Full Day	N	Taxable	\$157.20	\$161.15	\$3.95	2.51%
Playgroup Room 2						
Concessional Rate per 2 hour session	N	Taxable	\$41.90	\$42.95	\$1.05	2.51%
Commercial Rate per hour	N	Taxable	\$31.45	\$32.25	\$0.80	2.54%
Commercial Rate Full Day	N	Taxable	\$157.20	\$161.15	\$3.95	2.51%
Front Room						
Concessional Rate Half Day	N	Taxable	\$20.95	\$21.45	\$0.50	2.39%
Concessional Rate Full Day	N	Taxable	\$52.40	\$53.70	\$1.30	2.48%
Commercial Rate Half Day	N	Taxable	\$31.45	\$32.25	\$0.80	2.54%
Commercial Rate Full Day	N	Taxable	\$104.80	\$107.40	\$2.60	2.48%
Foyer Room (evening and weekend hire only)						
Concessional Rate Half Day	N	Taxable	\$62.90	\$64.45	\$1.55	2.46%
Concessional Rate Full Day	N	Taxable	\$104.80	\$107.40	\$2.60	2.48%

City of Yarra Draft 2019/20 Budget – Adoption in Principle

Fees and Charges Description	Statutory Fee (Y/N)	GST Status	2018/19 Adopted Fee	2019/20 Proposed Fee	\$ Change	% Change
Commercial Rate Half Day	N	Taxable	\$83.85	\$85.95	\$2.10	2.50%
Commercial Rate Full Day	N	Taxable	\$157.20	\$161.15	\$3.95	2.51%
Groups auspiced by Council business units	N	GST Free	No charge	No charge	\$0.00	0.00%
MATERNAL & CHILD HEALTH						
Vaccine						
Immunisation - vaccinations	N	GST Free	Fee varies with Vaccine	Fee varies with Vaccine	\$0.00	0.00%
Vaccine						
Immunisation - alternative vaccinations	N	GST Free	Fee varies with Vaccine	Fee varies with Vaccine	\$0.00	0.00%
Vaccine						
Infant screening program 0 to 4 years	N	GST Free	No Charge	No Charge	\$0.00	0.00%
New/Existing Mothers Screening program (Infants 0 to 4 years)	N	GST Free	No Charge	No Charge	\$0.00	0.00%
General parenting advice & support	N	GST Free	No Charge	No Charge	\$0.00	0.00%
Assessment & referral service	N	GST Free	No Charge	No Charge	\$0.00	0.00%
Outreach for geographically isolated young mothers	N	GST Free	No Charge	No Charge	\$0.00	0.00%
Outreach for young mothers of Koori/different ethnic backgrounds	N	GST Free	No Charge	No Charge	\$0.00	0.00%

City of Yarra Draft 2019/20 Budget – Adoption in Principle

Fees and Charges Description	Statutory Fee (Y/N)	GST Status	2018/19 Adopted Fee	2019/20 Proposed Fee	\$ Change	% Change
PLANNING/SUBDIVISION						
Amendments to Planning Scheme						
Request to amend planning scheme - a) considering a request to amend a planning scheme; and b) taking action required by Division 1 of Part 3 of the Act; and c) considering any submissions which do not seek a change to the amendment; and d) if applicable, abandoning the amendment	Y	GST Free	\$2,871.60	\$2,871.60	\$0.00	0.00%
Consideration of submissions to Amendment and reference to panel*:	Y	GST Free				
a) up to and including 10 submissions which seek a change to an amendment and where necessary referring the submissions to a panel;	Y	GST Free	\$14,232.70	\$14,232.70	\$0.00	0.00%
b) 11 to (and including) 20 submissions which seek a change to an amendment and where necessary referring the submissions to a panel	Y	GST Free	\$28,437.60	\$28,437.60	\$0.00	0.00%
c) Submissions that exceed 20 submissions which seek a change to an amendment, and where necessary referring the submissions to a panel	Y	GST Free	\$38,014.40	\$38,014.40	\$0.00	0.00%
Adoption of an Amendment	Y	GST Free	\$453.10	\$453.10	\$0.00	0.00%
Approval of an Amendment	Y	GST Free	\$453.10	\$453.10	\$0.00	0.00%
Amendments under 20A	Y	GST Free	\$906.10	\$906.10	\$0.00	0.00%
Amendments under 20(4)	Y	GST Free	\$3,763.80	\$3,763.80	\$0.00	0.00%

City of Yarra Draft 2019/20 Budget – Adoption in Principle

Fees and Charges Description	Statutory Fee (Y/N)	GST Status	2018/19 Adopted Fee	2019/20 Proposed Fee	\$ Change	% Change
Under section 96A(4)(a) of the Act: The sum of the highest of the fees which would have applied if separate applications were made and 50% of each of the other fees which would have applied if separate applications	Y					
For an agreement to a proposal to amend or end an agreement under section 173 of the Act	Y		\$620.30	\$620.30	\$0.00	0.00%
For the first 12 months from commencement of the regulations (13 October 2016), the fees for planning scheme amendments will be charged at 50% of the fees set out in regulations	Y					
Applications for permits Reg 9 Type of Permit Application						
Class 1 Use only/reduction of car parking/loading bay requirements/liquor licence	Y	GST Free	\$1,286.10	\$1,286.10	\$0.00	0.00%
Reg 9 SINGLE DWELLINGS To develop land for a single dwelling per lot or use and develop land for a single dwelling per lot and undertake development ancillary to the use of land for a single dwelling per lot included in the application (other than a class 7 or 8 permit or a permit to subdivide or consolidate land) if the cost of development is:						
Class 2 ≤ \$10,000	Y	GST Free	\$195.10	\$195.10	\$0.00	0.00%
Class 3 >\$10,001 - \$100,000	Y	GST Free	\$614.10	\$614.10	\$0.00	0.00%
Class 4 >\$100,001 - \$500,00	Y	GST Free	\$1,257.20	\$1,257.20	\$0.00	0.00%
Class 5 >\$500,001 - \$1,000,000	Y	GST Free	\$1,358.30	\$1,358.30	\$0.00	0.00%
Class 6 > \$1,000,001 - \$2,000,000	Y	GST Free	\$1,459.50	\$1,459.50	\$0.00	0.00%
Reg 9 VICSMART Applications						
Class 7 ≤ \$10,000	Y	GST Free	\$195.10	\$195.10	\$0.00	0.00%

City of Yarra Draft 2019/20 Budget – Adoption in Principle

Fees and Charges Description	Statutory Fee (Y/N)	GST Status	2018/19 Adopted Fee	2019/20 Proposed Fee	\$ Change	% Change
Class 8 >\$10,000	Y	GST Free	\$419.10	\$419.10	\$0.00	0.00%
Class 9 VICSMART application to subdivide or consolidate land	Y	GST Free	\$195.10	\$195.10	\$0.00	0.00%
Class 10 VICSMART A permit that is a VicSmart Application (other than a Class 7, 8 or 9)	Y	GST Free	\$195.10	\$195.10	\$0.00	0.00%
Reg 9 Other Development						
Class 11 < \$100,000	Y	GST Free	\$1,119.90	\$1,119.90	\$0.00	0.00%
Class 12 >\$100,001 - \$1,000,000	Y	GST Free	\$1,510.00	\$1,510.00	\$0.00	0.00%
Class 13 > \$1,000,001 - \$5,000,000	Y	GST Free	\$3,330.70	\$3,330.70	\$0.00	0.00%
Class 14 > \$5,000,001 - \$15,000,000	Y	GST Free	\$8,489.40	\$8,489.40	\$0.00	0.00%
Class 15 > \$15,000,001 - \$50,000,000	Y	GST Free	\$25,034.60	\$25,034.60	\$0.00	0.00%
Class 16 >\$50,000,001		GST Free	\$56,268.30	\$56,268.30	\$0.00	0.00%
Reg 9 Subdivision						
Class 17 Subdivide an existing building	Y	GST Free	\$1,286.10	\$1,286.10	\$0.00	0.00%
Class 18 Subdivide land into 2 lots	Y	GST Free	\$1,286.10	\$1,286.10	\$0.00	0.00%
Class 19 To effect a realignment of a common boundary between lots or to consolidate two or more lots	Y	GST Free	\$1,286.10	\$1,286.10	\$0.00	0.00%
Class 20 Subdivide land (per 100 lots created)	Y	GST Free	\$1,286.10	\$1,286.10	\$0.00	0.00%
Class 21 To: a) create, vary a restriction within the meaning of the Subdivision Act 1988, or b) Create or remove a right of way; or c) Create, vary or remove an easement other than a right of way; or d) Vary or remove a condition in the nature of	Y	GST Free	\$1,286.10	\$1,286.10	\$0.00	0.00%

City of Yarra Draft 2019/20 Budget – Adoption in Principle

Fees and Charges Description	Statutory Fee (Y/N)	GST Status	2018/19 Adopted Fee	2019/20 Proposed Fee	\$ Change	% Change
an easement (other than right of way) in a Crown grant						
Class 22 A permit not otherwise provided for in the regulation	Y	GST Free	\$1,286.10	\$1,286.10	\$0.00	0.00%
Certification						
Reg 6 Certification of a plan of subdivision	Y	GST Free	\$170.50	\$170.50	\$0.00	0.00%
Reg 7 Alteration of a plan under section 10 (2) of the Act (Any instance where Council requires a change to the plan to make it suitable for certification whether it be conditioned on the permit or prior)	Y	GST Free	\$108.40	\$108.40	\$0.00	0.00%
Revised Plans Amend an application for a permit after notice has been given - Reg 12						
Reg 12 a) Under section 57A(3)(a) of the Act the fee to amend an application for a permit after notice is given is 40% of the application fee for that class of permit set out in the Table at regulation 9 c) If an application to amend an application for a permit or amend an application to amend a permit has the effect of changing the class of that permit to a new class, having a higher application fee set out in the Table to regulation 9, the applicant must pay an additional fee being the difference the original class of application and the amended class of permit	Y	GST Free	40% of application fee for that class of application	\$0.00	\$0.00	0.00%
Other Applicable Statutory Fees						
Reg 15 Application for Certificate of Compliance	Y	GST Free	\$317.90	\$317.90	\$0.00	0.00%

City of Yarra Draft 2019/20 Budget – Adoption in Principle

Fees and Charges Description	Statutory Fee (Y/N)	GST Status	2018/19 Adopted Fee	2019/20 Proposed Fee	\$ Change	% Change
Reg 18 Where a planning scheme specifies that a matter must be done to the satisfaction of a responsible authority, Minister, public authority or municipal council Including lodging plans to comply if the first submission to Council was unsatisfactory	Y	GST Free	\$317.90	\$317.90	\$0.00	0.00%
Planning schedule of permit application revision fees under section 57a - Reg 12 Type of Permit Application						
Class 1 Use only/reduction of car parking/loading bay requirements/liquor licence	Y	GST Free	\$514.40	\$514.40	\$0.00	0.00%
Reg 12 SINGLE DWELLINGS To develop land for a single dwelling per lot or use and develop land for a single dwelling per lot and undertake development ancillary to the use of land for a single dwelling per lot included in the application (other than a class 7 or 8 permit or a permit to subdivide or consolidate land) if the cost of development is:						
Class 2. Less than \$10,000	Y	GST Free	\$78.00	\$78.00	\$0.00	0.00%
Class 3 - More than \$10,000 and not more than \$100,000	Y	GST Free	\$245.60	\$245.60	\$0.00	0.00%
Class 4 - More than \$100,000 and not more than \$500,000	Y	GST Free	\$502.90	\$502.90	\$0.00	0.00%
Class 5 - More than \$500,000 and not more than \$1,000,000	Y	GST Free	\$543.30	\$543.30	\$0.00	0.00%
Class 6 - More than \$1,000,000 and not more than \$2,000,000	Y	GST Free	\$583.80	\$583.80	\$0.00	0.00%
Reg 12 OTHER DEVELOPMENT To develop land (incl single dwelling per lot) if the estimated cost of development is:						
Class 11. Less than \$100,000	Y	GST Free	\$448.00	\$448.00	\$0.00	0.00%

City of Yarra Draft 2019/20 Budget – Adoption in Principle

Fees and Charges Description	Statutory Fee (Y/N)	GST Status	2018/19 Adopted Fee	2019/20 Proposed Fee	\$ Change	% Change
Class 12 - More than \$100,000 and not more than \$1,000,000	Y	GST Free	\$604.00	\$604.00	\$0.00	0.00%
Class 13 - More than \$1,000,000 and not more than \$5,000,000	Y	GST Free	\$1,332.30	\$1,332.30	\$0.00	0.00%
Class 14 - More than \$5,000,000 and not more than \$15,000,000	Y	GST Free	\$3,395.80	\$3,395.80	\$0.00	0.00%
Class 15 - More than \$15,000,000 and not more than \$50,000,000	Y	GST Free	\$10,013.80	\$10,013.80	\$0.00	0.00%
Class 16 - More than \$50,000,000	Y	GST Free	\$22,507.30	\$22,507.30	\$0.00	0.00%
Reg 12 SUBDIVISION						
Class 17 To subdivide an existing building (other than a class 9 permit)	Y	GST Free	\$514.40	\$514.40	\$0.00	0.00%
Class 18 To subdivide land into two lots (other than a class 9 or class 17 permit)	Y	GST Free	\$514.40	\$514.40	\$0.00	0.00%
Class 19 To effect a realignment of a common boundary between lots or to consolidate two or more lots (other than a class 9 permit)	Y	GST Free	\$514.40	\$514.40	\$0.00	0.00%
Class 20 To subdivide land (other than a class 9, class 17, class 18 or class 19 permit)	Y	GST Free	\$514.40 per 100 lots created	\$514.40 per 100 lots created	\$0.00	0.00%
Class 21 To: a) create, vary or remove a restriction within the meaning of the Subdivision Act 1988; or b) create or remove a right of way; or c) create, vary or remove an easement other than a right of way; or d) vary or remove a condition in the nature of an easement (other than right of way) in a Crown grant.	Y	GST Free	\$514.40	\$514.40	\$0.00	0.00%
Class 22 A permit not otherwise provided for in the regulation	Y	GST Free	\$514.40	\$514.40	\$0.00	0.00%
Reg 11 Permit Amendment Fees						
Class 1 Use only/reduction of car parking/loading bay requirements/liquor licence	Y	GST Free	\$1,286.10	\$1,286.10	\$0.00	0.00%

City of Yarra Draft 2019/20 Budget – Adoption in Principle

Fees and Charges Description	Statutory Fee (Y/N)	GST Status	2018/19 Adopted Fee	2019/20 Proposed Fee	\$ Change	% Change
Class 2 Application to amend a permit (other than a permit to develop land for a single dwelling per lot, use & develop land for a single dwelling per lot, or to undertake development ancillary to the use of land for a single dwelling per lot) to: To change the statement of what the permit allows or to change any or all of the conditions	Y	GST Free	\$1,286.10	\$1,286.10	\$0.00	0.00%
Reg 11 SINGLE DWELLINGS To develop land for a single dwelling per lot or use and develop land for a single dwelling per lot and undertake development ancillary to the use of land for a single dwelling per lot included in the application (other than a class 7 or 8 permit or a permit to subdivide or consolidate land) if the estimated cost of any additional development is:						
Class 3 Amendment to a Class 2, 3, 4, 5 or 6 permit - Less than \$10,000	Y	GST Free	\$195.10	\$195.10	\$0.00	0.00%
Class 4 Amendment to a Class 2, 3, 4, 5 or 6 permit - More than \$10,000 and not more than \$100,000	Y	GST Free	\$614.10	\$614.10	\$0.00	0.00%
Class 5 Amendment to a Class 2, 3, 4, 5 or 6 permit - More than \$100,000 and not more than \$500,000	Y	GST Free	\$1,257.20	\$1,257.20	\$0.00	0.00%
Class 6 Amendment to a Class 2, 3, 4, 5 or 6 permit - More than \$500,000	Y	GST Free	\$1,358.30	\$1,358.30	\$0.00	0.00%
Reg 11 VICSMART Applications which meet the VicSmart criteria						
Class 7 Amendment to a Class 7 permit - if the estimated cost of any additional development is less than \$10,000	Y	GST Free	\$195.10	\$195.10	\$0.00	0.00%
Class 8 Amendment to a Class 8 permit - if the estimated cost of any additional development is more than \$10,000	Y	GST Free	\$419.10	\$419.10	\$0.00	0.00%
Class 9 Amendment to a Class 9 permit - Subdivide or consolidate land	Y	GST Free	\$195.10	\$195.10	\$0.00	0.00%

City of Yarra Draft 2019/20 Budget – Adoption in Principle

Fees and Charges Description	Statutory Fee (Y/N)	GST Status	2018/19 Adopted Fee	2019/20 Proposed Fee	\$ Change	% Change
Class 10 Amendment to a Class 10 permit (other than a class 7, class 8 or class 9 permit)	Y	GST Free	\$195.10	\$195.10	\$0.00	0.00%
Reg 11 Other Development						
Amendment to a Class 11, 12, 13, 14, 15 or 16 permit - Less than \$100,000	Y	GST Free	\$1,119.90	\$1,119.90	\$0.00	0.00%
Amendment to a Class 11, 12, 13, 14, 15 or 16 permit - More than \$100,000 and not more than \$1,000,000	Y	GST Free	\$1,510.00	\$1,510.00	\$0.00	0.00%
Amendment to a Class 11, 12, 13, 14, 15 or 16 permit - More than \$1,000,000	Y	GST Free	\$3,330.70	\$3,330.70	\$0.00	0.00%
Reg 11 Subdivision						
Class 14 - Class 19 Amendments	Y	GST Free	\$1,286.10	\$1,286.10	\$0.00	0.00%
Reg 8 Recertification						
Reg 8 Recertification of a plan of subdivision	Y	GST Free	\$135.10	\$135.10	\$0.00	0.00%
Reg 12 Revised Plans Amend an application for an amendment to a permit after notice has been given						
a) Under section 57A(3)(a) of the Act the fee to amend an application for a permit after notice is given is 40% of the application fee for that class of permit set out in the Table at regulation 9 c) If an application to amend an application for a permit or amend an application to amend a permit has the effect of changing the class of that permit to a new class, having a higher application fee set out in the Table to regulation 9, the applicant must pay an additional fee being the difference the original class of application and the amended d class of permit	Y	GST Free	40% of application fee for that class of application	\$0.00	\$0.00	0.00%

City of Yarra Draft 2019/20 Budget – Adoption in Principle

Fees and Charges Description	Statutory Fee (Y/N)	GST Status	2018/19 Adopted Fee	2019/20 Proposed Fee	\$ Change	% Change
OTHER APPLICABLE STATUTORY FEES						
Reg 16 For an agreement to a proposal to amend or end an agreement under S173 of the Act	Y	GST Free	\$643.00	\$643.00	\$0.00	0.00%
Reg 18 Where a planning scheme specifies that a matter must be done to the satisfaction of a responsible authority, Minister, public authority or municipal council Including lodging plans to comply if the first submission to Council was unsatisfactory	Y	GST Free	\$317.90	\$317.90	\$0.00	0.00%
Reg 12 Planning schedule of permit amendment revision fees under Section 57A Type of Permit Amendment						
Class 1 Use only/reduction of car parking/loading bay requirements/liquor licence	Y	GST Free	\$514.40	\$514.40	\$0.00	0.00%
Class 2 Application to amend a permit (other than a permit to develop land for a single dwelling per lot, use & develop land for a single dwelling per lot, or to undertake development ancillary to the use of land for a single dwelling per lot) to: To change the statement of what the permit allows or To change any or all of the conditions	Y	GST Free	\$514.40	\$514.40	\$0.00	0.00%
Reg 12 SINGLE DWELLINGS To develop land for a single dwelling per lot or use and develop land for a single dwelling per lot and undertake development ancillary to the use of land for a single dwelling per lot included in the application (other than a class 7 or 8 permit or a permit to subdivide or consolidate land) if the estimated cost of any additional development is:						
Class 3 Amendment to a Class 2, 3, 4, 5 or 6 permit - Less than \$10,000	Y	GST Free	\$78.40	\$78.40	\$0.00	0.00%

City of Yarra Draft 2019/20 Budget – Adoption in Principle

Fees and Charges Description	Statutory Fee (Y/N)	GST Status	2018/19 Adopted Fee	2019/20 Proposed Fee	\$ Change	% Change
Class 4 Amendment to a Class 2, 3, 4, 5 or 6 permit - More than \$10,000 and not more than \$100,000	Y	GST Free	\$245.60	\$245.60	\$0.00	0.00%
Class 5 Amendment to a Class 2, 3, 4, 5 or 6 permit - More than \$100,000 and not more than \$500,000	Y	GST Free	\$502.90	\$502.90	\$0.00	0.00%
Class 6 Amendment to a Class 2, 3, 4, 5 or 6 permit - More than \$500,000	Y	GST Free	\$543.30	\$543.30	\$0.00	0.00%
Reg 12 Other Development						
Class 10 Amendment to a Class 11, 12, 13, 14, 15 or 16 permit - Less than \$100,000	Y	GST Free	\$448.00	\$448.00	\$0.00	0.00%
Class 11 Amendment to a Class 11, 12, 13, 14, 15 or 16 permit - More than \$100,000 and not more than \$1,000,000	Y	GST Free	\$604.00	\$604.00	\$0.00	0.00%
Class 12 Amendment to a Class 11, 12, 13, 14, 15 or 16 permit - More than \$1,000,000	Y	GST Free	\$1,332.30	\$1,332.30	\$0.00	0.00%
Reg 12 SUBDIVISION						
Class 14 Amendment to a Class 17 permit - To subdivide an existing building (other than a class 9 permit)	Y	GST Free	\$514.40	\$514.40	\$0.00	0.00%
Class 15 Amendment to a Class 18 permit - To subdivide land into two lots (other than a class 9 or class 17 permit)	Y	GST Free	\$514.40	\$514.40	\$0.00	0.00%
Class 16 Amendment to a Class 19 permit - To effect a realignment of a common boundary between lots or to consolidate two or more lots (other than a class 9 permit)	Y	GST Free	\$514.40	\$514.40	\$0.00	0.00%
Class 17 Amendment to a Class 20 permit - To subdivide land (other than a class 9, class 17, class 18 or class 19 permit)	Y	GST Free	\$514.4 per 100 lots created	\$514.4 per 100 lots created	\$0.00	0.00%

City of Yarra Draft 2019/20 Budget – Adoption in Principle

Fees and Charges Description	Statutory Fee (Y/N)	GST Status	2018/19 Adopted Fee	2019/20 Proposed Fee	\$ Change	% Change
Class 18 Amendment to a Class 21 permit - To: a) create, vary or remove a restriction within the meaning of the Subdivision Act 1988; or b) create or remove a right of way; or c) create, vary or remove an easement other than a right of way; or d) vary or remove a condition in the nature of an easement (other than right of way) in a Crown grant.	Y	GST Free	\$514.40	\$514.40	\$0.00	0.00%
Class 19 Amendment to a Class 22 permit - A permit not otherwise provided for in the regulation	Y	GST Free	\$514.40	\$514.40	\$0.00	0.00%
Other fees						
Application for certificate of compliance	Y	GST Free	\$306.70	\$306.70	\$0.00	0.00%
Application for a planning certificate	Y	GST Free	\$20.90 (hard copy) or \$7.00 (Electronic)	\$20.90 (hard copy) or \$7.00 (Electronic)	\$0.00	0.00%
Determination whether anything is to Council's satisfaction	Y	GST Free	\$306.70	\$306.70	\$0.00	0.00%
Request to extend expiry date of a permit	N	Taxable	\$440.00	\$460.00	\$20.00	4.55%
Request to amend a permit / plans - Secondary Consent (other than under s.72)	N	Taxable	\$525.00	\$550.00	\$25.00	4.76%
Property enquiry	N	Taxable	\$260.00	\$270.00	\$10.00	3.85%
Advertising Letters and Notices (5 or more notices)	N	Taxable	\$5.75	\$6.00	\$0.25	4.35%
On site notices	N	Taxable	\$65.00	\$70.00	\$5.00	7.69%
Notice in a Newspaper	N	Taxable	\$1,187.75	\$1,217.45	\$29.70	2.50%
Plans to comply with Condition 1 of the permit. Second and subsequent assessments.	N	Taxable	\$185.00	\$200.00	\$15.00	8.11%
Public Photocopier (per copy)	N	GST Free	Standard Fee	Standard Fee		

City of Yarra Draft 2019/20 Budget – Adoption in Principle

Fees and Charges Description	Statutory Fee (Y/N)	GST Status	2018/19 Adopted Fee	2019/20 Proposed Fee	\$ Change	% Change
Plan photocopying (larger than A3)	N	Taxable	Standard Fee	Standard Fee		
BUILDING CONTROL/REGULATION						
Lodgement Fees (building work permit)						
Value \$5,000 and greater	Y	GST Free	Adopt Statutory fee	Adopt Statutory fee		
Building permit levy for a Building greater than \$10,000 (statutory fee) - Residential Only	Y	GST Free	cost x 0.00128	cost x 0.00128		
Certificate S327 (incl. Flood Certificate)	Y	GST Free	Adopt Statutory fee	Adopt Statutory fee		
Property information request (incl Solicitor's request fee) (statutory Fee) (incl inspections owner/builder projects)	Y	GST Free	Adopt Statutory fee	Adopt Statutory fee		
BUILDING PERMIT FEES						
Class 1 & 10						
Demolish - detached dwelling	N	Taxable	\$700.00	\$717.50	\$17.50	2.50%
Demolish - attached dwelling	N	Taxable	\$800.00	\$820.00	\$20.00	2.50%
Demolish - commercial building	N	Taxable	\$900 min \$500	\$900 min \$500	\$0.00	0.00%
Swimming Pools	N	Taxable	\$700.00	\$717.50	\$17.50	2.50%
Fences (Class 10 Structure)	N	Taxable	\$500.00	\$512.50	\$12.50	2.50%
Carports, Garages, Shed etc. (Class 10 Structure)	N	Taxable	\$700.00	\$717.50	\$17.50	2.50%
Alterations & Additions - Up to \$10,000	N	Taxable	\$700.00	\$717.50	\$17.50	2.50%
Alterations & Additions - \$10,001 - \$20,000	N	Taxable	\$900.00	\$922.50	\$22.50	2.50%
Alterations & Additions - \$20,001 - \$100,000	N	Taxable	\$1,200.00	\$1,230.00	\$30.00	2.50%
Alterations & Additions - \$100,001-\$300,000	N	Taxable	\$1,500.00	\$1,537.50	\$37.50	2.50%
Alterations & Additions - \$300,001-\$400,000	N	Taxable	\$2,000.00	\$2,050.00	\$50.00	2.50%

City of Yarra Draft 2019/20 Budget – Adoption in Principle

Fees and Charges Description	Statutory Fee (Y/N)	GST Status	2018/19 Adopted Fee	2019/20 Proposed Fee	\$ Change	% Change
New dwellings : single	N	Taxable	\$1,800.00	\$1,845.00	\$45.00	2.50%
New dwellings : 2 attached	N	Taxable	\$2,000.00	\$2,050.00	\$50.00	2.50%
New Multiple Class 1 developments (Quotation)	N	Taxable	\$1800/unit	\$1800/unit	\$0.00	0.00%
Class 2, 3, 4, 5, 6, 7, 8 and 9						
Miscellaneous commercial work e.g. remove hydrant hose	N	Taxable	\$500.00	\$512.50	\$12.50	2.50%
Up to \$30,000	N	Taxable	\$800.00	\$820.00	\$20.00	2.50%
\$30,001 - \$100,000	N	Taxable	\$1,500.00	\$1,537.50	\$37.50	2.50%
\$100,001 - \$300,000	N	Taxable	\$2,000.00	\$2,050.00	\$50.00	2.50%
\$300,001 - \$500,000	N	Taxable	\$3,000.00	\$3,075.00	\$75.00	2.50%
Class 2 (Residential fit outs)	N	Taxable	\$1,000.00	\$1,025.00	\$25.00	2.50%
Over \$500,000 (quotation based on consulting building surveyors schedule)	N	Taxable	Quotation + 10%	Quotation + 10%		
Extension of permit/application 3 /6/ 12 months	N	Taxable	\$400/\$500/\$600	\$410/\$512/\$615	0	2.50%
Miscellaneous						
Building Record search Class 1 & 10	N	GST Free	\$97.55	\$100.00	\$2.45	2.51%
Building Record search Class 2 - 9	N	GST Free	\$164.30	\$168.40	\$4.10	2.50%
Consent & Report applications (other than demolition)	Y	GST Free	Adopt Statutory fee	Adopt Statutory fee		
Report and consent advertising	Y	Taxable	\$98.75	\$101.20	\$2.45	2.48%
Consulting charge out rate p/hr i.e. dilapidation surveys	N	Taxable	\$203.70	\$208.80	\$5.10	2.50%
Variation to Building Permit (change of details)	N	Taxable	\$300.00	\$307.50	\$7.50	2.50%
Variation to Building Permit (amended documentation)	N	Taxable	\$500 min	\$512 min	-\$100.00	2.50%

City of Yarra Draft 2019/20 Budget – Adoption in Principle

Fees and Charges Description	Statutory Fee (Y/N)	GST Status	2018/19 Adopted Fee	2019/20 Proposed Fee	\$ Change	% Change
Additional Occupancy Permits	N	Taxable	\$140.20	\$154.00	\$13.80	9.84%
Siting Approval Public Entertainment Fast Track Assessment Fee (<10 business days notice)	N	Taxable	\$100.00	\$110.00	\$10.00	10.00%
Siting Approval Public Entertainment – 1 Structure	N	Taxable	\$400.00	\$410.00	\$10.00	2.50%
Siting Approval Public Entertainment – 2-5 Structures	N	Taxable	\$500.00	\$512.50	\$12.50	2.50%
Siting Approval Public Entertainment – 6-9 Structures	N	Taxable	\$600.00	\$615.00	\$15.00	2.50%
Siting Approval Public Entertainment – 10+ Structures	N	Taxable	\$700.00	\$717.50	\$17.50	2.50%
Public Entertainment Permits Fast Track Fee Assessment Fee (<10 business days notice)	N	Taxable	\$200.00	\$205.00	\$5.00	2.50%
Public Entertainment Permits (temporary) Site up to 1,000m ² (Max. 5 structures 200 sq.m ea.)	N	Taxable	\$700.00	\$717.50	\$17.50	2.50%
Public Entertainment Permits (temporary) Site 1,001 m ² to 5,000m ² (Max. 5 structures 200 sq.m ea.)	N	Taxable	\$800.00	\$820.00	\$20.00	2.50%
Public Entertainment Permits (temporary) Site 5,001 m ² to 10,000m ² (Max. 5 structures 200 sq.m ea.)	N	Taxable	\$1,500.00	\$1,537.50	\$37.50	2.50%
Public Entertainment Permits (temporary) Site 10,001m ² + (Max.10 structures 200 sq.m ea.)	N	Taxable	\$2,000.00	\$2,050.00	\$50.00	2.50%
Public Entertainment Permits (temporary) additional structures over limit (per additional structure)	N	Taxable	\$100.00	\$102.50	\$2.50	2.50%
Liquor Licence Reports (desktop check from scale drawings supplied by applicant - up to 500m ² of building)	N	Taxable	\$843.30	\$864.40	\$21.10	2.50%
Liquor Licence Reports (site check and measure up to 500m ² of building)	N	Taxable	\$1,204.80	\$1,234.90	\$30.10	2.50%
Change of Use/Combined Allotment Statements	N	Taxable	\$755.70	\$774.60	\$18.90	2.50%

City of Yarra Draft 2019/20 Budget – Adoption in Principle

Fees and Charges Description	Statutory Fee (Y/N)	GST Status	2018/19 Adopted Fee	2019/20 Proposed Fee	\$ Change	% Change
A1 Copies - per copy	N	Taxable	\$16.35	\$16.75	\$0.40	2.45%
A3 Copies - per copy	N	Taxable	\$1.90	\$1.95	\$0.05	2.63%
A4 Copies - per copy	N	Taxable	\$0.85	\$0.85	\$0.00	0.00%
Emergency work/cost recovery	N	Taxable	Cost + 20%	Cost + 20%		
Additional Consulting Services re Building Permits	N	Taxable	Quotation + 10%	Quotation + 10%		
Final Inspection - (Class 1 & 10) Lapsed Building Permit - No Works	N	Taxable	\$389.90	\$399.65	\$9.75	2.50%
Final Inspection - (Class 2 - 9) Lapsed Building Permit - No Works	N	Taxable	\$538.90	\$552.35	\$13.45	2.50%
Inspection - per inspection	N	Taxable	\$196.40	\$201.30	\$4.90	2.49%
Inspection - per inspection (out of hours)	N	Taxable	\$405.50	\$415.65	\$10.15	2.50%
Computation checking	N	Taxable	Quotation + 10%	Quotation + 10%		
Certification fee	N	Taxable	Building Permit fee x 350% with a minimum fee of \$3,896.75 - Refer C.O.W	Building Permit fee x 350% with a minimum fee of \$3,896.75 - Refer C.O.W	\$0.00	0.00%
Adjoining Property Owners Details (3 or more/search)	N	Taxable	\$52.65	\$53.95	\$1.30	2.47%
Alternative Solution/ Dispensation/ Change of Use determination	N	Taxable	\$694.30 for first determination + \$69.55 per additional item	\$694.30 for first determination + \$69.55 per additional item	\$0.00	0.00%
HIRE OF TOWN HALLS						
Hourly hire - FULL (min 3 hourly hire)	N	Taxable	\$250.00	\$256.00	\$6.00	2.40%
Hourly hire - CONCESSION (min 3 hourly hire)	N	Taxable	\$120.00	\$123.00	\$3.00	2.50%
Kitchen Use Only - per day	N	Taxable	\$265.00	\$272.00	\$7.00	2.64%

City of Yarra Draft 2019/20 Budget – Adoption in Principle

Fees and Charges Description	Statutory Fee (Y/N)	GST Status	2018/19 Adopted Fee	2019/20 Proposed Fee	\$ Change	% Change
Balcony	N	Taxable	\$420.00	\$430.00	\$10.00	2.38%
Security Deposit	N	GST Free	minimum of \$1000	minimum of \$1000	\$0.00	0.00%
Town Hall PLI Insurance Community	N	Taxable	\$82.00	\$84.00	\$2.00	2.44%
Late Booking Fee	N	Taxable	\$46.00	\$47.00	\$1.00	2.17%
Late Booking Change Administration Fee	N	Taxable	\$20.00	\$21.00	\$1.00	5.00%
Sound Technician	N	Taxable	\$50.00	\$51.00	\$1.00	2.00%
Hire of Sound System * requires sound technician	N	Taxable	\$200.00	\$205.00	\$5.00	2.50%
Hire of Inbuilt Projector	N	Taxable	\$150.00	\$154.00	\$4.00	2.67%
Hire of Portable Projector	N	Taxable	\$50.00	\$51.00	\$1.00	2.00%
Hire of Piano	N	Taxable	\$150.00	\$154.00	\$4.00	2.67%
Site Induction (additional)	N	Taxable	\$0.00	\$80.00	\$80.00	100.00%
After Hours Call-Out Fee per hour	N	Taxable	\$0.00	\$80.00	\$80.00	100.00%
COMMUNITY HALLS						
Small Community Spaces (library meeting rooms, Williams Reserve Community Room, Hugo Wertheim Room, Radio Room)						
Hourly hire - FULL (min 3 hourly hire)	N	Taxable	\$31.00	\$32.00	\$1.00	3.23%
Hourly hire - CONCESSION (min 3 hourly hire)	N	Taxable	\$5.00	\$6.00	\$1.00	20.00%
Groups auspiced by Council business units	N	Taxable	NO CHARGE	NO CHARGE	\$0.00	0.00%
Security Deposit	N	Taxable	minimum of \$100	minimum of \$100	\$0.00	0.00%
Community Hall PLI Insurance Community	N	Taxable	\$31.00	\$32.00	\$1.00	3.23%
After Hours Call-Out Fee per hour	N	Taxable	\$0.00	\$80.00	\$80.00	100.00%

City of Yarra Draft 2019/20 Budget – Adoption in Principle

Fees and Charges Description	Statutory Fee (Y/N)	GST Status	2018/19 Adopted Fee	2019/20 Proposed Fee	\$ Change	% Change
Medium Sized Community Spaces (Loughnan Hall, Mark Street Hall, Richmond Senior Citizens Centre, The Stables)						
Hourly hire - FULL (min 3 hourly hire)	N	Taxable	\$58.00	\$60.00	\$2.00	3.45%
Hourly hire - CONCESSION (min 3 hourly hire)	N	Taxable	\$20.00	\$21.00	\$1.00	5.00%
Groups auspiced by Council business units	N	GST Free	NO CHARGE	NO CHARGE	\$0.00	0.00%
Security Deposit	N	GST Free	minimum of \$100	minimum of \$100	\$0.00	0.00%
Community Hall PLI Insurance Community	N	Taxable	\$31.00	\$32.00	\$1.00	3.23%
After Hours Call-Out Fee per hour	N	Taxable	\$0.00	\$80.00	\$80.00	100.00%
Large Community Spaces (Collingwood Senior Citizens Centre, Edinburgh Gardens Community Room, Studio 1, Community Space at Bargoonga Nganjin)						
Hourly hire - FULL (min 3 hourly hire)	N	Taxable	\$66.00	\$68.00	\$2.00	3.03%
Hourly hire - CONCESSION (min 3 hourly hire)	N	Taxable	\$23.00	\$24.00	\$1.00	4.35%
Groups auspiced by Council business units	N	Taxable	NO CHARGE	NO CHARGE	\$0.00	0.00%
Security Deposit	N	GST Free	minimum of \$100	minimum of \$100	\$0.00	0.00%
Community Hall PLI Insurance Community	N	Taxable	\$31.00	\$32.00	\$1.00	3.23%
Sound Technician	N	Taxable	\$50.00	\$51.00	\$1.00	2.00%
After Hours Call-Out Fee per hour	N	Taxable	\$0.00	\$80.00	\$80.00	100.00%
Performance Spaces (Richmond Theatrette)						
Per Hour - FULL	N	Taxable				
Per Hour - CONCESSION	N	Taxable				
Day Rate- FULL	N	Taxable	\$1,020.00	\$1,045.00	\$25.00	2.45%

City of Yarra Draft 2019/20 Budget – Adoption in Principle

Fees and Charges Description	Statutory Fee (Y/N)	GST Status	2018/19 Adopted Fee	2019/20 Proposed Fee	\$ Change	% Change
Day Rate - CONCESSION	N	Taxable	\$561.00	\$575.00	\$14.00	2.50%
7 Day Rate- FULL	N	Taxable	\$5,100.00	\$5,230.00	\$130.00	2.55%
7 Day Rate - CONCESSION	N	Taxable	\$2,550.00	\$2,613.00	\$63.00	2.47%
Security Deposit	N	GST Free	minimum of \$200	minimum of \$200	\$0.00	0.00%
Community Hall PLI Insurance Community	N	Taxable	\$31.00	\$32.00	\$1.00	3.23%
PARKS AND OPEN SPACE						
SITE FEES, OCCUPATION CHARGES & OTHER USAGE CHARGES						
Site fee for use of Parks, Reserve or Rotunda - Full	N	Taxable	\$158.50	\$162.00	\$3.50	2.21%
Site fee for use of Parks, Reserve or Rotunda - Concession	N	N/A	NO CHARGE	NO CHARGE	\$0.00	0.00%
Occupation of public land (roads, footpaths etc) for events - Full	N	Taxable	\$3.60 for every 5m2	\$3.70 for every 5m2	\$0.10	2.78%
Occupation of public land (roads, footpaths etc) for events - Concession	N	Taxable	\$0.9 for every 5m2	\$1.00 for every 5m2	\$0.00	0.00%
Power (per day)	N	Taxable	\$102.25	\$105.00	\$2.75	2.69%
Open Space PLI Insurance Community	N	Taxable	\$30.65	\$32.00	\$1.35	4.40%
Event Inspection Charge	N	Taxable	\$0.00	\$240.00	\$240.00	100.00%
Fairfield Amphitheatre						
Day Rate - Full	N	Taxable	\$357.90	\$367.00	\$9.10	2.54%
Day Rate - Concession	N	Taxable	\$112.45	\$115.00	\$2.55	2.27%
Power	N	Taxable	\$102.25	\$105.00	\$2.75	2.69%
Kiosk	N	Taxable	\$92.00	\$94.00	\$2.00	2.17%
Change Rooms	N	Taxable	\$92.00	\$94.00	\$2.00	2.17%
Bond	N	GST Free	From \$100	From \$100	\$0.00	0.00%
Burnley Circus Site						
Day Rate - Full (performance/event day)	N	Taxable	\$971.40	\$996.00	\$24.60	2.53%

City of Yarra Draft 2019/20 Budget – Adoption in Principle

Fees and Charges Description	Statutory Fee (Y/N)	GST Status	2018/19 Adopted Fee	2019/20 Proposed Fee	\$ Change	% Change
Day Rate - Full (non performance/event day)	N	Taxable	\$153.40	\$157.00	\$3.60	2.35%
Day Rate - Concession	N	Taxable	NO CHARGE	NO CHARGE	\$0.00	0.00%
Power (per day)	N	Taxable	\$102.25	\$105.00	\$2.75	2.69%
Bond	N	GST Free	UP TO \$4,000	UP TO \$4,000	\$0.00	0.00%
PERMITS						
Event Application Fee	N	Taxable	\$61.35	\$63.00	\$1.65	2.69%
Event Permit Application Fee for events of 500 or more persons or with significant structures or risks, as assessed by council officer, less than 12 weeks prior to event	N	Taxable	\$0.00	\$250.00	\$250.00	100.00%
Market Permit (One Off fee) - Full	N	Taxable	\$409.00	\$419.00	\$10.00	2.44%
Market Permit (One Off fee) - CONCESSION	N	Taxable	\$163.60	\$168.00	\$4.40	2.69%
Minor Sound Permit	N	Taxable	\$51.15	\$52.50	\$1.35	2.64%
Event Permit - Up to 100 persons with no structures and minimum risks						
Small Event Permit (per event day) - FULL	N	Taxable	\$107.35	\$110.05	\$2.70	2.52%
Small Event Permit (per event day) - CONCESSION	N	GST Free	NO CHARGE	NO CHARGE	\$0.00	0.00%
Event Permit - 100 persons 500 or with minimal structures and risks						
Medium Event Permit (per event day) - FULL	N	Taxable	\$265.85	\$272.00	\$6.15	2.31%
Medium Event Permit (per event day) - CONCESSION	N	Taxable	\$107.35	\$110.00	\$2.65	2.47%
Event Permit -500 or more persons or with significant structures or risks, as assessed by council officer						
Major Event Permit (per event day) - FULL	N	Taxable	\$460.15	\$471.00	\$10.85	2.36%
Major Event Permit (per event day) - CONCESSION	N	Taxable	\$112.45	\$115.00	\$2.55	2.27%

City of Yarra Draft 2019/20 Budget – Adoption in Principle

Fees and Charges Description	Statutory Fee (Y/N)	GST Status	2018/19 Adopted Fee	2019/20 Proposed Fee	\$ Change	% Change
YARRA LEISURE CENTRES						
Casual Entry						
Adult Swim	N	Taxable	\$6.90	\$7.10	\$0.20	2.90%
Concession Swim	N	Taxable	\$3.80	\$4.20	\$0.41	10.67%
Child Swim	N	Taxable	\$3.50	\$3.60	\$0.10	2.86%
Family Swim	N	Taxable	\$15.80	\$16.20	\$0.40	2.53%
Adult Swim, Spa & Sauna	N	Taxable	\$13.10	\$13.50	\$0.40	3.05%
Swim Upgrade to S/S/S	N	Taxable	\$6.20	\$6.40	\$0.20	3.23%
Swim Upgrade to S/S/S Concession	N	Taxable	\$3.40	\$3.90	\$0.50	14.71%
Swim, Spa & Sauna (concession)	N	Taxable	\$7.20	\$8.10	\$0.90	12.58%
Locker	N	Taxable	\$3.00	\$3.00	\$0.00	0.00%
10 x Locker	N	Taxable	\$27.60	\$30.00	\$2.40	8.70%
City of Yarra Pensioner Swim	N	GST Free				
Spectator	N	GST Free	\$2.00	\$2.00	\$0.00	0.00%
Bulk Tickets						
10 Adult Swims	N	Taxable	\$62.10	\$63.90	\$1.80	2.90%
10 Concession Swim	N	Taxable	\$34.20	\$37.80	\$3.60	10.53%
25 Adult Swims	N	Taxable	\$138.00	\$142.00	\$4.00	2.90%
25 Adult Swims Concession	N	Taxable	\$76.00	\$84.00	\$8.00	10.53%
10 Child Swims	N	Taxable	\$31.50	\$32.40	\$0.90	2.86%
25 Child Swims	N	Taxable	\$70.00	\$72.00	\$2.00	2.86%
10 Swim, Spa, Sauna & Steam	N	Taxable	\$117.90	\$121.50	\$3.60	3.05%

City of Yarra Draft 2019/20 Budget – Adoption in Principle

Fees and Charges Description	Statutory Fee (Y/N)	GST Status	2018/19 Adopted Fee	2019/20 Proposed Fee	\$ Change	% Change
10 Swim, Spa, Sauna & Steam Concession	N	Taxable	\$64.80	\$72.90	\$8.10	12.50%
25 Swim, Spa, Sauna & Steam	N	Taxable	\$262.00	\$270.00	\$8.00	3.05%
25 Swim, Spa, Sauna & Steam Concession	N	Taxable	\$144.00	\$162.00	\$18.00	12.50%
10 Group Fitness	N	Taxable	\$151.20	\$154.80	\$3.60	2.38%
10 Group Fitness Concession	N	Taxable	\$82.80	\$92.70	\$9.90	11.96%
25 Group Fitness	N	Taxable	\$336.00	\$344.00	\$8.00	2.38%
25 Group Fitness Concession	N	Taxable	\$184.00	\$206.00	\$22.00	11.96%
Lane Hire						
Commercial Lane Hire 25 metres	N	Taxable	\$48.00	\$49.20	\$1.20	2.50%
Community Groups Lane Hire 25 Metres	N	Taxable	\$38.40	\$39.40	\$1.00	2.60%
Commercial Lane Hire 50 metres	N	Taxable	\$63.40	\$65.00	\$1.60	2.52%
Community Groups Lane Hire 50 Metres	N	Taxable	\$50.70	\$52.00	\$1.30	2.56%
Commercial Lane Hire Learn to Swim Pool	N	Taxable	\$14.60	\$15.00	\$0.40	2.74%
Community Groups Lane Hire Learn to Swim Pool	N	Taxable	\$12.30	\$12.30	\$0.00	0.00%
Commercial Pool Hire 25 metres	N	Taxable	\$218.70	\$224.20	\$5.50	2.51%
Community Groups Pool Hire 25 Metres	N	Taxable	\$175.00	\$179.40	\$4.40	2.51%
Commercial Pool Hire 50 metres	N	Taxable	\$370.80	\$380.10	\$9.30	2.51%
Community Groups Pool Hire 50 Metres	N	Taxable	\$296.70	\$304.10	\$7.40	2.49%
Commercial Pool Hire Learn to Swim Pool	N	Taxable	\$40.00	\$41.00	\$1.00	2.50%
Community Groups Pool Hire Learn to Swim Pool	N	Taxable	\$32.00	\$32.80	\$0.80	2.50%
Monthly Debit Fees						
Joining Fee	N	Taxable	\$99.00	\$99.00	\$0.00	0.00%
Full (fortnightly)**	N	Taxable	\$47.10	\$48.30	\$1.20	2.55%

City of Yarra Draft 2019/20 Budget – Adoption in Principle

Fees and Charges Description	Statutory Fee (Y/N)	GST Status	2018/19 Adopted Fee	2019/20 Proposed Fee	\$ Change	% Change
Full Concession (fortnightly)**	N	Taxable	\$25.90	\$29.00	\$3.11	11.99%
Full Student (fortnightly)**	N	Taxable	\$43.80	\$43.80	\$0.00	0.00%
Off Peak (fortnightly)**	N	Taxable	\$42.40	\$43.50	\$1.10	2.59%
Off Peak Concession (fortnightly)**	N	Taxable	\$23.30	\$26.10	\$2.80	12.02%
Off Peak Student (fortnightly)**	N	Taxable	\$38.10	\$39.10	\$1.00	2.62%
Aquatic (fortnightly)**	N	Taxable	\$31.70	\$32.50	\$0.80	2.52%
Aquatic Concession (fortnightly)**	N	Taxable	\$17.40	\$19.50	\$2.11	12.10%
Aquatic Student (fortnightly)**	N	Taxable	\$26.10	\$27.40	\$1.30	4.98%
Family 2 people (fortnightly)**	N	Taxable	\$85.50	\$87.70	\$2.20	2.57%
Family 3 people (fortnightly)**	N	Taxable	\$97.10	\$99.60	\$2.50	2.57%
Family 4 people (fortnightly)**	N	Taxable	\$108.00	\$110.70	\$2.70	2.50%
Family 2 people Concession (fortnightly)**	N	Taxable	\$47.00	\$52.60	\$5.61	11.93%
Family 3 people Concession (fortnightly)**	N	Taxable	\$53.40	\$59.80	\$6.40	12.00%
Family 4 people Concession (fortnightly)**	N	Taxable	\$59.40	\$66.40	\$7.00	11.78%
50 plus (fortnightly)**	N	Taxable	\$42.50	\$43.50	\$1.00	2.35%
Yarra Triathlon (fortnightly)**	N	Taxable	\$56.30	\$57.70	\$1.40	2.49%
Yarra Triathlon Concession (fortnightly)**	N	Taxable	\$31.00	\$34.60	\$3.61	11.63%
Yarra Triathlon Student (fortnightly)**	N	Taxable	\$49.10	\$51.50	\$2.40	4.89%
Corporate (fortnightly)**	N	Taxable	\$42.50	\$43.50	\$1.00	2.35%
Yarra Youth (fortnightly)**	N	Taxable	\$22.70	\$23.30	\$0.60	2.64%
Two Week Trial	N	Taxable	\$67.60	\$69.30	\$1.70	2.51%
Two Week Trial Concession	N	Taxable	\$37.20	\$41.60	\$4.40	11.83%

City of Yarra Draft 2019/20 Budget – Adoption in Principle

Fees and Charges Description	Statutory Fee (Y/N)	GST Status	2018/19 Adopted Fee	2019/20 Proposed Fee	\$ Change	% Change
Two Week Trial Student	N	Taxable	\$61.00	\$62.40	\$1.40	2.30%
Program Classes						
Group Fitness	N	Taxable	\$16.80	\$17.20	\$0.40	2.38%
Group Fitness (Concession)	N	Taxable	\$9.20	\$10.30	\$1.10	11.96%
Group Fitness - 90 minute class	N	Taxable	\$23.30	\$24.10	\$0.80	3.43%
Group Fitness - 90 minute class (Concession)	N	Taxable	\$12.80	\$14.40	\$1.60	12.50%
Gym						
Gym, Swim, Spa, Sauna & Steam	N	Taxable	\$25.60	\$25.60	\$0.00	0.00%
Gym Concession	N	Taxable	\$14.10	\$15.40	\$1.30	9.22%
LLLS Casual Fee	N	Taxable	\$8.20	\$8.40	\$0.20	2.44%
LLLS Casual Fee Concession	N	Taxable	\$4.50	\$5.00	\$0.50	11.11%
10 x LLLS Casual Fee	N	Taxable	\$82.00	\$84.00	\$2.00	2.44%
10 x LLLS Casual Fee Concession	N	Taxable	\$45.00	\$50.00	\$5.00	11.11%
25 x LLLS Casual	N	Taxable	\$205.00	\$210.00	\$5.00	2.44%
25 x LLLS Casual Concession	N	Taxable	\$112.50	\$125.00	\$12.50	11.11%
LLLS Joining Fee	N	Taxable	\$45.10	\$46.30	\$1.20	2.66%
Gym over 60's	N	Taxable	\$5.40	\$5.60	\$0.20	3.70%
Personal Training						
½ hr (Casual)	N	Taxable	\$58.90	\$58.90	\$0.00	0.00%
½ hr (Member)	N	Taxable	\$49.60	\$49.60	\$0.00	0.00%
1 hr (Casual)	N	Taxable	\$95.40	\$95.40	\$0.00	0.00%
1 hr (Member)	N	Taxable	\$76.30	\$76.30	\$0.00	0.00%

City of Yarra Draft 2019/20 Budget – Adoption in Principle

Fees and Charges Description	Statutory Fee (Y/N)	GST Status	2018/19 Adopted Fee	2019/20 Proposed Fee	\$ Change	% Change
10 Visit Pass Casual – ½ Hr	N	Taxable	\$530.10	\$530.10	\$0.00	0.00%
10 Visit Pass Member – ½ Hr	N	Taxable	\$446.40	\$446.40	\$0.00	0.00%
10 Visit Pass Casual – 1 Hr	N	Taxable	\$858.60	\$858.60	\$0.00	0.00%
10 Visit Pass Member – 1 Hr	N	Taxable	\$686.70	\$686.70	\$0.00	0.00%
Tennis Courts (Per Hour)						
Peak	N	Taxable	\$29.30	\$30.10	\$0.80	2.73%
Off Peak	N	Taxable	\$24.60	\$25.20	\$0.60	2.44%
Peak Concession	N	Taxable	\$16.10	\$18.10	\$2.00	12.42%
Off Peak Concession	N	Taxable	\$13.50	\$15.10	\$1.60	11.85%
Member Peak (Member)	N	Taxable	\$22.30	\$22.90	\$0.60	2.69%
Member Off Peak (Member)	N	Taxable	\$16.70	\$17.10	\$0.40	2.40%
Occasional Care (previously titled Crèche)						
Occasional Care - Casual	N	GST Free	\$11.25	\$11.55	\$0.30	2.67%
Occasional Care - Concession Casual	N	GST Free	\$4.30	\$4.40	\$0.10	2.33%
Occasional Care - 10 sessions	N	GST Free	\$77.70	\$79.65	\$1.95	2.51%
Occasional Care - 25 sessions	N	GST Free	\$194.30	\$199.15	\$4.85	2.50%
Swim Lessons						
Start Up Fee (All Aquatic Programs)	N	Taxable	\$30.70	\$31.50	\$0.80	2.61%
Swim Lessons Child - per lesson	N	GST Free	\$18.00	\$19.00	\$1.00	5.56%
Child - Concession per lesson	N	GST Free	\$9.90	\$11.40	\$1.50	15.15%

City of Yarra Draft 2019/20 Budget – Adoption in Principle

Fees and Charges Description	Statutory Fee (Y/N)	GST Status	2018/19 Adopted Fee	2019/20 Proposed Fee	\$ Change	% Change
One on One Lessons	N	Taxable	\$51.20	\$52.50	\$1.30	2.54%
Two on One Lessons	N	Taxable	\$92.00	\$94.50	\$2.50	2.72%
Swim Lesson Child Fortnightly Debit**	N	GST Free	\$28.40	\$30.00	\$1.60	5.63%
Swim Lesson Child - Concession Fortnightly Debit**	N	GST Free	\$15.60	\$18.00	\$2.40	15.38%
School Lessons	N	GST Free	\$9.00	\$9.50	\$0.50	5.56%
School Lessons Concession	N	GST Free	\$5.40	\$5.70	\$0.30	5.56%
District Squad (fortnightly)**	N	GST Free	\$29.20	\$30.00	\$0.80	2.74%
Pre-State Squad (fortnightly)**	N	GST Free	\$42.60	\$44.50	\$1.90	4.46%
State Squad (fortnightly)**	N	GST Free	\$54.70	\$57.50	\$2.80	5.12%
National Squad (fortnightly)**	N	GST Free	\$65.50	\$68.80	\$3.30	5.04%
District Squad Concession (fortnightly)**	N	GST Free	\$16.10	\$18.00	\$1.90	11.80%
Pre-State Squad Concession (fortnightly)**	N	GST Free	\$23.40	\$26.70	\$3.30	14.10%
State Squad Concession (fortnightly)**	N	GST Free	\$30.10	\$34.50	\$4.40	14.64%
Programs - Myotherapy						
½ hr (Member)	N	Taxable	\$50.10	\$51.40	\$1.30	2.59%
½ hr (Casual)	N	Taxable	\$59.90	\$61.40	\$1.50	2.50%
1 hr (Member)	N	Taxable	\$90.50	\$92.80	\$2.30	2.54%
1 hr (Casual)	N	Taxable	\$103.60	\$106.20	\$2.60	2.51%
Yarra Triathlon Programs						
Yarra Triathlon Squads	N	Taxable	\$17.40	\$17.90	\$0.50	2.87%
Yarra Triathlon Squads - Concession	N	Taxable	\$9.60	\$10.70	\$1.10	11.46%
10 x Yarra Triathlon Squads	N	Taxable	\$156.60	\$161.10	\$4.50	2.87%
10 x Yarra Triathlon Squads – Concession	N	Taxable	\$86.40	\$96.30	\$9.90	11.46%

City of Yarra Draft 2019/20 Budget – Adoption in Principle

Fees and Charges Description	Statutory Fee (Y/N)	GST Status	2018/19 Adopted Fee	2019/20 Proposed Fee	\$ Change	% Change
25 x Yarra Triathlon Squads	N	Taxable	\$348.00	\$358.00	\$10.00	2.87%
25 x Yarra Triathlon Squads – Concession	N	Taxable	\$192.00	\$214.00	\$22.00	11.46%
Two Week Trial	N	Taxable	\$80.80	\$82.80	\$2.00	2.48%
Two Week Trial Concession	N	Taxable	\$44.40	\$49.70	\$5.30	11.94%
Two Week Trial Student	N	Taxable	\$70.00	\$74.50	\$4.50	6.43%
Miscellaneous						
Replacement RFID band/key fob (New fee)	N	Taxable	\$6.00	\$6.00	\$0.00	0.00%
Lost Locker RFID key fob	N	Taxable	\$10.60	\$10.90	\$0.30	2.83%
Shower	N	Taxable	\$3.70	\$3.80	\$0.10	2.70%
BURNLEY GOLF COURSE						
9 Holes - Adult	N	Taxable	\$20.50	\$21.00	\$0.50	2.44%
9 Holes - Concession/Junior	N	Taxable	\$15.40	\$15.80	\$0.40	2.60%
18 Holes - Adult	N	Taxable	\$26.10	\$26.80	\$0.70	2.68%
18 Holes - Concession/Junior	N	Taxable	\$20.00	\$20.50	\$0.50	2.50%
9 Holes - Weekend	N	Taxable	\$21.50	\$22.10	\$0.60	2.79%
18 Holes Weekend	N	Taxable	\$27.60	\$28.30	\$0.70	2.54%
1 Hour Lesson	N	Taxable	\$118.40	\$121.40	\$3.00	2.53%
1/2 Hour Lesson	N	Taxable	\$58.50	\$60.00	\$1.50	2.56%
6 Lesson Voucher	N	Taxable	\$291.90	\$299.20	\$7.30	2.50%
Clinic	N	Taxable	\$118.40	\$121.40	\$3.00	2.53%
Mini Clinic	N	Taxable	\$21.00	\$21.50	\$0.50	2.38%
Buggy Hire	N	Taxable	\$5.20	\$5.40	\$0.20	3.85%
9 Hole Cart Hire	N	Taxable	\$27.10	\$27.80	\$0.70	2.58%

City of Yarra Draft 2019/20 Budget – Adoption in Principle

Fees and Charges Description	Statutory Fee (Y/N)	GST Status	2018/19 Adopted Fee	2019/20 Proposed Fee	\$ Change	% Change
9 Hole Single Cart Hire	N	Taxable	\$18.50	\$18.90	\$0.40	2.16%
18 Hole Cart Hire	N	Taxable	\$45.10	\$46.30	\$1.20	2.66%
18 Hole Single Cart Hire	N	Taxable	\$30.50	\$31.30	\$0.80	2.62%
Practice Fees	N	Taxable	\$3.80	\$3.90	\$0.10	2.63%
Competition Fees	N	Taxable	\$4.20	\$4.30	\$0.10	2.38%
Hire Set	N	Taxable	\$15.00	\$15.40	\$0.40	2.67%
ENGINEERING PLANNING						
Traffic Surveys (counts) - classified counts	N	GST Free	\$255.65	\$262.05	\$6.40	2.50%
Parking signs - sign changes	N	Taxable	\$189.15	\$193.90	\$4.75	2.51%
Drainage Fees (Levy)						
0 - 400m ²	N	GST Free	\$12.05	\$12.35	\$0.30	2.49%
401 - 500m ²	N	GST Free	\$15.75	\$16.15	\$0.40	2.54%
501 - 600m ²	N	GST Free	\$19.95	\$20.45	\$0.50	2.51%
601 - 700m ²	N	GST Free	\$21.45	\$22.00	\$0.55	2.56%
701 - 800m ²	N	GST Free	\$23.60	\$24.20	\$0.60	2.54%
801 - 900m ²	N	GST Free	\$25.15	\$25.80	\$0.65	2.58%
901 - 1000m ²	N	GST Free	\$26.20	\$26.85	\$0.65	2.48%
1001m ² + (negotiable fee)	N	GST Free	\$26.20	\$26.85	\$0.65	2.48%
WASTE MANAGEMENT						
Compost Bins 220lt BMW	N	Taxable	\$35.80	\$37.00	\$1.20	3.35%
Hungry Bin	N	Taxable	\$286.30	\$294.00	\$7.70	2.69%
Worm Farms RELN	N	Taxable	\$86.90	\$89.00	\$2.10	2.42%
Garbage 80lt MGB	N	GST Free	\$112.45	\$115.50	\$3.05	2.71%
Garbage 120lt MGB	N	GST Free	\$148.25	\$152.00	\$3.75	2.53%
Garbage 240lt MGB	N	GST Free	\$265.85	\$272.50	\$6.65	2.50%

City of Yarra Draft 2019/20 Budget – Adoption in Principle

Fees and Charges Description	Statutory Fee (Y/N)	GST Status	2018/19 Adopted Fee	2019/20 Proposed Fee	\$ Change	% Change
Residential and Commercial (and Multi-Unit Developments per unit/apartment) MRB 120lt plus 80lt MGB	N	GST Free	\$184.05	\$189.00	\$4.95	2.69%
Relocation of Street Litter Bins	N	Taxable	\$475.45	\$488.00	\$12.55	2.64%
Green Mobile Garbage Bin (GMGB)	N	GST Free	\$112.45	\$115.25	\$2.80	2.49%
URBAN AGRICULTURE						
Footpath/nature strip garden permit fee	N	Taxable	\$20.00	\$20.00	\$0.00	0.00%
Footpath/nature strip planter box yearly rental fee	N	Taxable	\$55.00	\$55.00	\$0.00	0.00%
Footpath/nature strip planter box yearly rental fee - concession	N	Taxable	\$27.50	\$27.50	\$0.00	0.00%