

THE VILLAGE ALPHINGTON
LANDSCAPE ARCHITECTURAL DRAWINGS
ISSUED FOR S72 AMENDMENTS



1 LOCATION PLAN (Source Nemap.com)
NTS

DRAWING REGISTER

TP-LAN-00-001	COVER PAGE, LOCATION PLAN & DRAWING REGISTER
TP-LAN-00-002	LANDSCAPE PLAN
TP-LAN-00-003	SCHEDULE
TP-LAN-00-101	OVERALL GENERAL ARRANGEMENT PLAN - GROUND AND LOWER GROUND
TP-LAN-00-102	OVERALL GENERAL ARRANGEMENT PLAN - LEVEL 1
TP-LAN-00-103	OVERALL GENERAL ARRANGEMENT PLAN - LEVEL 2
TP-LAN-00-104	OVERALL GENERAL ARRANGEMENT PLAN - LEVEL 3
TP-LAN-00-105	OVERALL GENERAL ARRANGEMENT PLAN - LEVEL 7
TP-LAN-00-106	OVERALL GENERAL ARRANGEMENT PLAN - LEVEL 8
TP-LAN-0G-101	GENERAL ARRANGEMENT PLAN - THE VILLAGE SQUARE
TP-LAN-0G-102	GENERAL ARRANGEMENT PLAN - THE OUTER CIRCLE MEWS
TP-LAN-0G-103	GENERAL ARRANGEMENT PLAN - HEIDELBERG ROAD
TP-LAN-L0-101	GENERAL ARRANGEMENT PLAN - NELMOORE LANE
TP-LAN-L1-101	GENERAL ARRANGEMENT PLAN - LEVEL 1
TP-LAN-L2-101	GENERAL ARRANGEMENT PLAN - LEVEL 2 PODIUM
TP-LAN-L3-101	GENERAL ARRANGEMENT PLAN - LEVEL 3 PAPER TRAIL GARDENS
TP-LAN-L3-102	GENERAL ARRANGEMENT PLAN - LEVEL 3 RESIDENTIAL GARDENS
TP-LAN-L7-101	GENERAL ARRANGEMENT PLAN - LEVEL 7 & 8 ROOFTOP
TP-LAN-0G-701	SECTIONS - VILLAGE SQUARE AA
TP-LAN-0G-702	SECTIONS - VILLAGE SQUARE BB
TP-LAN-0G-711	SECTIONS - OUTER CIRCLE MEWS
TP-LAN-0G-721	SECTIONS - HEIDELBERG ROAD
TP-LAN-L0-701	SECTIONS - NELMOORE LANE
TP-LAN-L1-701	SECTIONS - LEVEL 1

NOTES

Check all dimensions and site conditions prior to commencement of any work, the purchasing or ordering of any materials, fitting, plant services or equipment and the fabrication of any components.

Do not scale drawings - refer to figured dimensions only. Any discrepancies shall immediately be referred to the landscape architect for clarification.

All drawings may not be reproduced or distributed without prior permission from the landscape architect.

WARNING



® Services shown on this drawing are approximate only. The exact location is to be confirmed on site by contractor prior to commencement of work.

DATE	REV	AMENDMENTS
25/08/2017	01	PLANNING PERMIT LODGEMENT
22/11/2017	02	ISSUED IN RESPONSE TO COUNCIL RFI
20/02/2018	03	ISSUED IN RESPONSE TO COUNCIL RFI
18/11/18	04	UPDATED FOR TOWN PLANNING
3/12/18	05	UPDATED FOR TOWN PLANNING
6/11/20	06	UPDATED FOR DISCUSSION
6/30/20	07	ISSUED FOR S12 AMENDMENTS
7/8/20	08	ISSUED FOR S12 AMENDMENTS
9/6/20	09	ISSUED FOR S12 AMENDMENTS

CONSULTANTS

ASPECT Studios™

ASPECT Studios Pty Ltd
Level 4 / 160 Queen Street
Melbourne VIC 3000
Australia
T 03 9417 6844
F 03 9417 6855
www.aspect-studios.com
aspectmelbourne@aspect-studios.com
ARN 11 120 219 561

MELBOURNE

CLIENT



PROJECT

M18059
THE VILLAGE ALPHINGTON

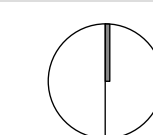
DRAWING

COVER PAGE

DRAWN		CHECKED	SCALE A1	SCALE A3
BG	AMP	NA	NA	

STATUS















PRELIMINARY
NOT FOR CONSTRUCTION















ACONEX REF. NO.	DRAWING NO.	REVISION
-----------------	-------------	----------

TP-LAN-00-001 09

INTERPRETIVE ELEMENTS SCHEDULE

CODE	DESCRIPTION	SPECIFICATION	SAMPLE IMAGE	INDICATIVE LOCATION
PAVEMENTS & SURFACES				
PV-02.1	FEATURE METAL SURFACE INLAY FLUSH TO ADJACENT PAVEMENT. ALLOWANCE FOR SITE SALVAGED ARTEFACT INCORP.	Description: Feature metal surface inlay flush to adjacent surfaces Material: Bronze plated steel Dimensions: Flush with adjacent surface x nom. 200mm wide x 5mm thick x length as shown on landscape plans. Allow for transition pieces to connect to handrails to paving insert Finish: Allowance for reconditioning with clear weatherproof and trafficable sealant Gruffit resistant coating. Apply permanent gruffit-resistant coating as per suppliers requirements. Slip Resistance Classification: P4 or R11 (Anti slip coating) Design Intent: Custom metal inlay connection The Village Square to The Outer Circle Mews. Functions as wayfinding device and interpretive element representing the paper production line - intention to connect into and read a part of handrails, walls and seating elements. Installed flush to adjacent paving		The Village Square The Outer Circle Mews Level 1 The Terrace Level 3 The Paper Trail Gardens
PV-02.3	FLUSH FEATURE METAL INLAY. ALLOWANCE FOR SITE SALVAGED ARTEFACT INCORP.	Description: Feature interpretive paving with salvaged material set into paving. Flush to surrounding pavement Material: Bronze plated steel Overall Dimension: Flush with adjacent surface x stainless steel 2800mm DIA x 5mm thick Finish: Allowance for reconditioning with clear weatherproof and trafficable sealant Gruffit resistant coating. Apply permanent gruffit-resistant coating as per suppliers requirements. Slip Resistance Classification: Slip Resistance: P4 or R11 Allowance: Salvaged material TBC in Design Development phase Installed flush to adjacent paving Design Intent: Custom metal inlay connection The Village Square to The Outer Circle Mews. Functions as wayfinding device and interpretive element representing the paper production line - intention to connect into and read a part of handrails, walls and seating elements. Installed flush to adjacent paving		The Village Square
PAVING EDGES, KERBS, WALLS				
LW-01.1	BRONZE PLATED STEEL BLADE WALL	Description: Bronze plated steel cladding to blockwork retaining wall Dimensions: Typically 600-700mm high x as shown in Landscape plans Fittings: Concealed welded tabs to fixing rails Framing: Steel posts and rails to engineer's requirements Footings: To engineer's requirements Gruffit resistant coating. Apply permanent gruffit-resistant coating as per suppliers requirements. Note: Structure to be confirmed by structural engineer and manufacturer. Bronze plate to be folded over with top capping. No exposed sharp edges Allowance: Heritage interpretation, wayfinding signage, lighting (refer Lighting Engineer Documentation) and integration of site salvaged artefacts into blade wall		The Village Square
CITY OF YARRA DEMONSTRATION IN GROUND DISCS				
FURNITURE & FIXTURES				
LF-01.1	TIMBER BENCH / SEAT WITH BACKREST AND ARMREST - 4000mm LENGTH UNIT	Description: Large format timber bench with backrest along 50% of entire length Overall Dimensions: 5000mm length x 1200mm wide x 500mm high Frame: Galvanneal steel Feature Framing: 75mm wide x 6mm thick galvanneal feature straps & armrests Base: Galvanneal steel Horizontal Seating Battens: 185mm high x 90mm wide x 8mm spacings Australian Hardwood Backrest Dimension: 450mm high x length varies with 10° recline Vertical Backrest Battens: 50mm high x 150mm (widest) cut with 10° recline x 8mm spacings Australian Hardwood Fittings: Concealed, counter sunk, stainless steel, tamper proof Footings: Sub surface Timber Finish: Pigmentless penetrative oil Allowance: Feature lighting integrated to underneath (refer Lighting Engineer documentation) Anti Skate & BMX fixtures at 1200mm spacings		The Village Square Level 1 The Terrace (indicative Only)
LF-01.2	TIMBER BENCH / SEAT WITH BACKREST AND ARMREST - LENGTH 2000mm UNIT	Description: Large format timber bench with backrest along 50% of entire length Overall Dimensions: 2500mm length x 1200mm wide x 500mm high Frame: Galvanneal steel Feature Framing: 75mm wide x 6mm thick galvanneal feature straps & armrests Base: Galvanneal steel Horizontal Seating Battens: 185mm high x 90mm wide x 8mm spacings Australian Hardwood Backrest Dimension: 450mm high x length varies with 10° recline Vertical Backrest Battens: 50mm high x 150mm (widest) cut with 10° recline x 8mm spacings Australian Hardwood Fittings: Concealed, counter sunk, stainless steel, tamper proof Footings: Sub surface Timber Finish: Pigmentless penetrative oil Allowance: Feature lighting integrated to underneath (refer Lighting Engineer documentation) Anti Skate & BMX fixtures at 1200mm spacings		Level 1 The Terrace (indicative Only)
LF-02.1	TIMBER STACK BENCH WITH STEEL STRAPS - 2200mm LENGTH UNIT	Description: Large format timber stack bench with steel straps - 2200mm unit Dimensions: 2200mm length x 1000mm wide x 500mm high Frame: Galvanneal steel Feature Framing: 75mm wide x 6mm thick galvanneal feature straps Seating Battens: 185mm high x 90mm wide x 8mm spacings Australian Hardwood Fittings: Concealed, counter sunk, stainless steel, tamper proof Footings: Sub surface Timber Finish: Pigmentless penetrative oil Allowance: Feature lighting integrated to underneath (refer Lighting Engineer documentation) Anti Skate fixtures at 1200mm spacings		The Outer Circle Mews
LF-03.1	SITE SALVAGED BRICK PLATFORM - 2350mm LENGTH UNIT	Description: Site salvaged recycled brick platform - 2350mm unit Dimensions: 2350mm length x 1030mm wide x 450mm high Brick work size: 230mm length x 110mm wide x 75mm high Installation Pattern: 'Stretcher Bond' with long sides horizontal on wall Brick Colour: TBC. Varied from Adjacent Paving Footings: To engineer's requirements Allowance: 5mm thick steel plate fixed to narrow ends with allowance for incorporated site salvaged artefacts Anti Skate & BMX fixtures at 1200mm spacings		The Outer Circle Mews
LF-03.2	SITE SALVAGED BRICK PLATFORM - 1060mm LENGTH UNIT	Description: Site salvaged recycled brick platform - 1060mm unit Dimensions: 1060mm length x 1030mm wide x 450mm high Brick work size: 230mm length x 110mm wide x 75mm high Installation Pattern: 'Stretcher Bond' with long sides horizontal on wall Brick Colour: TBC. Varied from Adjacent Paving Footings: To engineer's requirements Allowance: 5mm thick steel plate fixed to narrow ends with allowance for incorporated site salvaged artefacts Anti Skate & BMX fixtures at 1200mm spacings		The Outer Circle Mews
LF-04.1	CUSTOM TIMBER TABLE	Description: Custom curved timber table Dimensions: As shown length x 1000mm wide x 750mm high Frame: Stainless steel with finished finish Table Top Battens: Beam bent 50mm high x 45mm wide x 8mm spacings Australian Hardwood Table Top Radius: 3000mm (outer 2500mm inner) Fittings: Concealed, counter sunk, stainless steel, tamper proof Timber Finish: Pigmentless oil Footings: To engineer's requirements		Level 3 The Paper Trail Gardens
LF-05.1	CUSTOM PRECINCT FURNITURE SUITE WITH BACKREST SEATING (DESIGN IN COLLABORATION WITH GLENVILL)	Description: Stainless steel bench / seat with timber battens Dimensions: 2000mm length x 700mm wide x 500mm high Frame: Stainless steel Feature Framing: 75mm wide x 6mm thick galvanneal feature straps & armrests Base: Stainless steel Horizontal Seating Battens: 185mm high x 90mm wide x 8mm spacings Australian Hardwood Backrest Dimension: 450mm high x length varies with 10° recline Vertical Backrest Battens: 50mm high x 150mm (widest) cut with 10° recline x 8mm spacings Australian Hardwood Fittings: Concealed, counter sunk, stainless steel, tamper proof Timber Finish: Pigmentless penetrative oil Anti Skate fixtures at 1200mm spacings	NO IMAGE	Naimore Lane Heidelberg Road
LF-06.1	PROPRIETARY TABLE SETTING FREESTANDING	Description: Round table with 4/no. dining chairs Colour: Black acf powdercoated steel Product: Jardin Riley RL85 round table with Jardin Lovel LNH dining chairs Fixing: Loose		The Village Square Level 1 The Terrace Level 3 The Paper Trail Gardens Level 3 Residential Gardens
LF-07.1	SALVAGED PAPER ROLLER ELEMENT WITH CLEAR SEALANT	Description: Salvaged paper roller element partially submerged into pavement Dimensions: Various sizes high x 4750mm length Finish: Clear sealant and anti gruffit treatment Colour: TBC Features: Sunk max 30% into ground surface Footings: To engineer's requirements Allowance: In poor condition, allow through reconditioning and made safe to relevant Gruffit resistant coating. Apply permanent gruffit-resistant coating as per suppliers requirements. Australian Standards. Surface linear LED strip lighting along length		The Village Square
LF-08.1	WATER JETS IN STAINLESS STEEL GRATE FLUSH TO PAVEMENT	Description: Water feature with 6 no. jets in custom stainless steel grate flush to surrounding pavement Overall Dimension: Stainless steel 2800mm DIA Drainage: Allow integrated drainage into feature. Refer Civil Engineer Documentation Slip Resistance Classification: Slip Resistance: P5 or R12 Allowance: To be coordinated with water feature designer. Allowance for minimum 6no. water jets and water pump, filter and tank system		The Village Square
LF-08.2	STAINLESS STEEL ROUND TREE GRATE FLUSH TO PAVEMENT	Description: Stainless steel tree grate flush to pavement Dimensions: 1000mm DIA Opening: 600mm DIA Frame: Stainless steel with finished finish Nominate Product: Citygreen 'Cyder' Allowance: Custom pattern design		The Village Square
LF-08.3	STAINLESS STEEL SQUARE TREE GRATE FLUSH TO PAVEMENT	Description: Stainless steel tree grate flush to pavement Dimensions: 1000mm x 1000mm Opening: 600mm DIA Frame: Stainless steel with finished finish Nominate Product: Citygreen 'Cyder' Allowance: Custom pattern design		Naimore Lane

LF-09.1	BICYCLE HOOP (STANDARD CITY OF YARRA)	Description: City of Yarra Bike Hoop Refer to Yarra Standard Detail YSD1050b		The Village Square The Outer Circle Mews
LF-10.1	STAINLESS STEEL HANDRAIL WITH LINEAR LED TO UNDERSIDE	Description: Stainless steel handrail with internal lighting Handrail Dimensions: 48mm Dia x 2mm thick, 1100mm high Material: 304 Stainless steel Finish: Unlaid finish Lighting: Allowance for Linear LED Lighting inside of handrail Fixing: Concealed fixings (sub-surface)		The Village Square
LF-10.2	STAINLESS STEEL TSS BUTTONS	Description: Stainless steel tactile ground surface indicator buttons Dimensions: 35mm dia. x 4.5mm high approx., conforming with AS 1428 Product: DTAC Stainless Classic Material: 316 marine grade solid stainless steel surround - smooth finish Slip Resistance & Luminance Test Classifications: Wet Pendulum Test Mean BPN: 01 WMEC/M ² CIV-Vet Rampy Test 28.7 Degrees R10M; Luminance Value Mean Wet Value 3.20; Mean Dry Value 4.01 Requirement: Decorate Stainless Steel Tactile require a 80% luminance contrast with that of its surrounding substrates to achieve compliance with AS 14528.4		Heidelberg Road Naimore Lane
LF-11.1	STAINLESS STEEL BIN ENCLOSURES WITH CUSTOM PATTERN PERFORATIONS	Description: 1No. rubbish & 1No. recycling bin enclosures (set) Capacity: Accommodates 120L bin Material: Enclosure: Stainless steel Finish: Duux powder coated colour: black Nominate product: 'Right' bin enclosure by Street and Garden Fixing: Bolt down base plate fixed to pavement with spacers to level out enclosure		The Village Square The Outer Circle Mews
LF-11.2	STAINLESS STEEL BINS	Description: 1No. rubbish bin & 1No. recycling bin with removable cover (set) Material: hot-dip galvanized steel Nominate Product: Ewo WR21 Capacity: 40L Fixing: Buried hot-dip galvanized base/flange plate Finish: polyester powder coating (DB 703) Allowance: LED lighting unit in aluminium		Level 1 The Terrace Level 3 The Paper Trail Gardens Level 3 Residential Gardens
LF-12.1	DRINKING FOUNTAIN	Description: Stainless steel drinking fountain with powdercoated body Material: Stainless steel Finish: Duux powder coated colour: black Features: Wheelchair accessible, Drinking spout, Bottle refill spout, Water filter: Dog bowl. Nominate product: 'Right' drinking fountain by Street and Garden		The Village Square Level 1 The Terrace
LF-12.2	CITY OF YARRA STANDARD DRINKING FOUNTAIN	Description: City of Yarra Standard Drinking Fountain	NO IMAGE	TBC
LF-13.1	RETRACTABLE BOLLARD	Description: Mechanical retractable bollard Manual assisted lift retractable bollards Material: Stainless steel tube, grade 304 rolled. Powder body Nominate Product: LECA Manual assisted lift retractable bollard 'MBBGS' Finish: Duux powder coated colour: black Dimensions: 900mm high x 150mm (Ø) - 1500mm CTS		The Outer Circle Mews
LF-14.1	CUSTOM PATTERN GRATED TRENCH	Description: Custom pattern grated trench Dimensions: Refer to civil documentation Frame: Ductile iron Nominate Product: 'ACO Treasylite' grate Allowance: Custom pattern design		The Village Square The Outer Circle Mews Heidelberg Road
LF-14.2	SERVICE LIDS	Description: Custom pattern square grated service pit lids Dimensions: Refer to civil documentation Note: Refer Service Engineer's documentation. All lids to be recessed in with paving inside	NO IMAGE	The Village Square The Outer Circle Mews Heidelberg Road Naimore Lane Level 1 The Terrace Level 3 The Paper Trail Gardens Level 3 Residential Gardens
LF-16.1	LIGHTWEIGHT CONCRETE CUSTOM POT	Description: Timber clad raised Vegetable Garden Dimensions: 600mm high x 2500mm wide Timber: TBC Allowance: Extra over for high quality workmanship and finish - high priority area		Level 7 Rooftop
LF-18.1	TIMBER AND STEEL FRAMED PLAY TOWER	Description: Custom timber and steel framed play tower Dimensions: ~2700mm high two levels play tower Features: Balustrade, rope bridge between large and small towers. Space underneath large tower Allowance for heritage interpretation element / incorporation of site salvaged artefact		Level 3 Residential Gardens
LF-20.1	WIND MITIGATION ARBOUR STRUCTURE	Arbour structures currently being reviewed and developed. Town Planning Design will be submitted for approval prior to endorsement NOTE: WIND MITIGATION STRUCTURES/SCULPTURES AS PER VIPAC-REPORT, TO FUTURE DETAIL (APPROX 1.8m DIA, 3.4m HIGH)	NO IMAGE	The Outer Circle Mews
LF-21	FEATURE METAL BENCH ALLOWANCE FOR SITE SALVAGED ARTEFACT INCORP.	Description: Feature rolled metal bench Material: Bronze plated steel Dimensions: 500mm high x 500mm wide x 12mm thick x length varies Features: Transitions of width from seating height into PV-02.1 FEATURE METAL SURFACE INLAY - ALLOWANCE FOR SITE SALVAGED ARTEFACT INCORP with happens within vertical movement. Anti slip coating Support Frame: Concealed galvanneal frame. All visible elements to be painted		The Outer Circle Mews Level 3 The Paper Trail Gardens
LF-21	ELECTRIC BBQ	Description: Christies Electric BBQ to Level 2 Communal Garden Material: Stainless Steel Dimensions: 860mm H x 1800mm Lx 1150mm WQ Features: Double Cooktop		Level 02

NOTES

Check all dimensions and site conditions prior to commencement of any work, the purchasing or ordering of any materials, fitting, plant services or equipment and the fabrication of any components.

Do not scale drawings - refer to figured dimensions only. Any discrepancies shall immediately be referred to the landscape architect for clarification.

All drawings may not be reproduced or distributed without prior permission from the landscape architect.

WARNING



* Services shown on this drawing are approximate only. The exact location is to be confirmed on site by contractor prior to commencement of work.

DATE	REV	AMENDMENTS
25/08/2017	01	PLANNING PERMIT LODGEMENT
22/11/2017	02	ISSUED IN RESPONSE TO COUNCIL RFI
20/02/2018	03	ISSUED IN RESPONSE TO COUNCIL RFI
18/11/18	04	UPDATED FOR TOWN PLANNING
3/12/18	05	UPDATED FOR TOWN PLANNING
6/11/20	06	UPDATED FOR DISCUSSION
6/30/20	07	ISSUED FOR S72 AMENDMENTS
7/8/20	08	ISSUED FOR S72 AMENDMENTS
9/8/20	09	ISSUED FOR S72 AMENDMENTS
11/09/2020	10	ISSUED FOR S72 AMENDMENTS
14/09/2020	11	ISSUED FOR S72 AMENDMENTS

CONSULTANTS

REVISIONS HIGHLIGHTED IN RED TEXT

ASPECT Studios™

ASPECT Studios Pty Ltd
Level 4 / 160 Queen Street
Melbourne VIC 3000
Australia
T 03 9417 6844
F 03 9417 6855
www.aspect-studios.com
aspectmelbourne@aspect-studios.com
ABN 11 120 219 561

MELBOURNE

CLIENT



PROJECT

M18059
THE VILLAGE ALPHINGTON

DRAWING
SCHEDULE

DRAWN	CHECKED	SCALE A1 SCALE A3
RW	AMP	NA NA
STATUS		

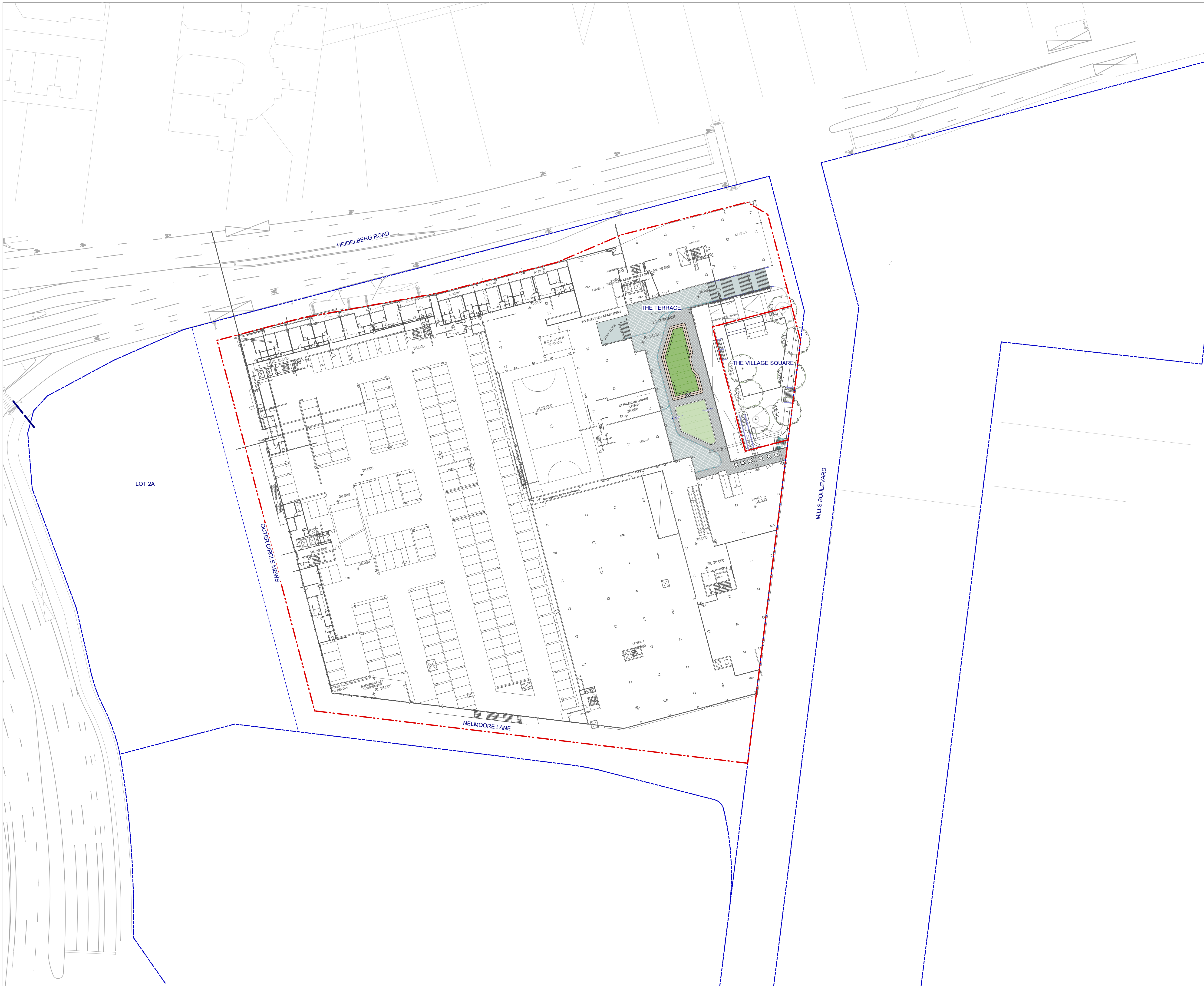
PRELIMINARY

NOT FOR CONSTRUCTION

ACONEX REF. NO.	DRAWING NO.	REVISION
-----------------	-------------	----------

TP-LAN-00-003

11




NOTES

Check all dimensions and site conditions prior to commencement of any work, the purchasing or ordering of any materials, fitting, plant services or equipment and the fabrication of any components.

Do not scale drawings - refer to figured dimensions only. Any discrepancies shall immediately be referred to the landscape architect for clarification.

All drawings may not be reproduced or distributed without prior permission from the landscape architect.

WARNING



Services shown on this drawing are approximate only. The exact location is to be confirmed on site by contractor prior to commencement of work.

DATE	REV	AMENDMENTS
25/08/2017	01	PLANNING PERMIT LODGEMENT
22/11/2017	02	ISSUED IN RESPONSE TO COUNCIL RFI
20/02/2018	03	ISSUED IN RESPONSE TO COUNCIL RFI
16/11/18	04	UPDATED FOR TOWN PLANNING
3/12/18	05	UPDATED FOR TOWN PLANNING
6/11/20	06	UPDATED FOR DISCUSSION
6/30/20	07	ISSUED FOR S72 AMENDMENTS
7/8/20	08	ISSUED FOR S72 AMENDMENTS
9/6/20	09	ISSUED FOR S72 AMENDMENTS

CONSULTANTS

ASPECT Studios™

ASPECT Studios Pty Ltd
Level 4 / 160 Queen Street
Melbourne VIC 3000
Australia
T 03 9417 6844
F 03 9417 6855
www.aspect-studios.com
aspectmelbourne@aspect-studios.com
ABN 11 120 219 561

MELBOURNE

CLIENT

ALPHA PARTNERS

PROJECT

M18059
THE VILLAGE ALPHINGTON

DRAWING
OVERALL GENERAL
ARRANGEMENT PLAN - LEVEL 1

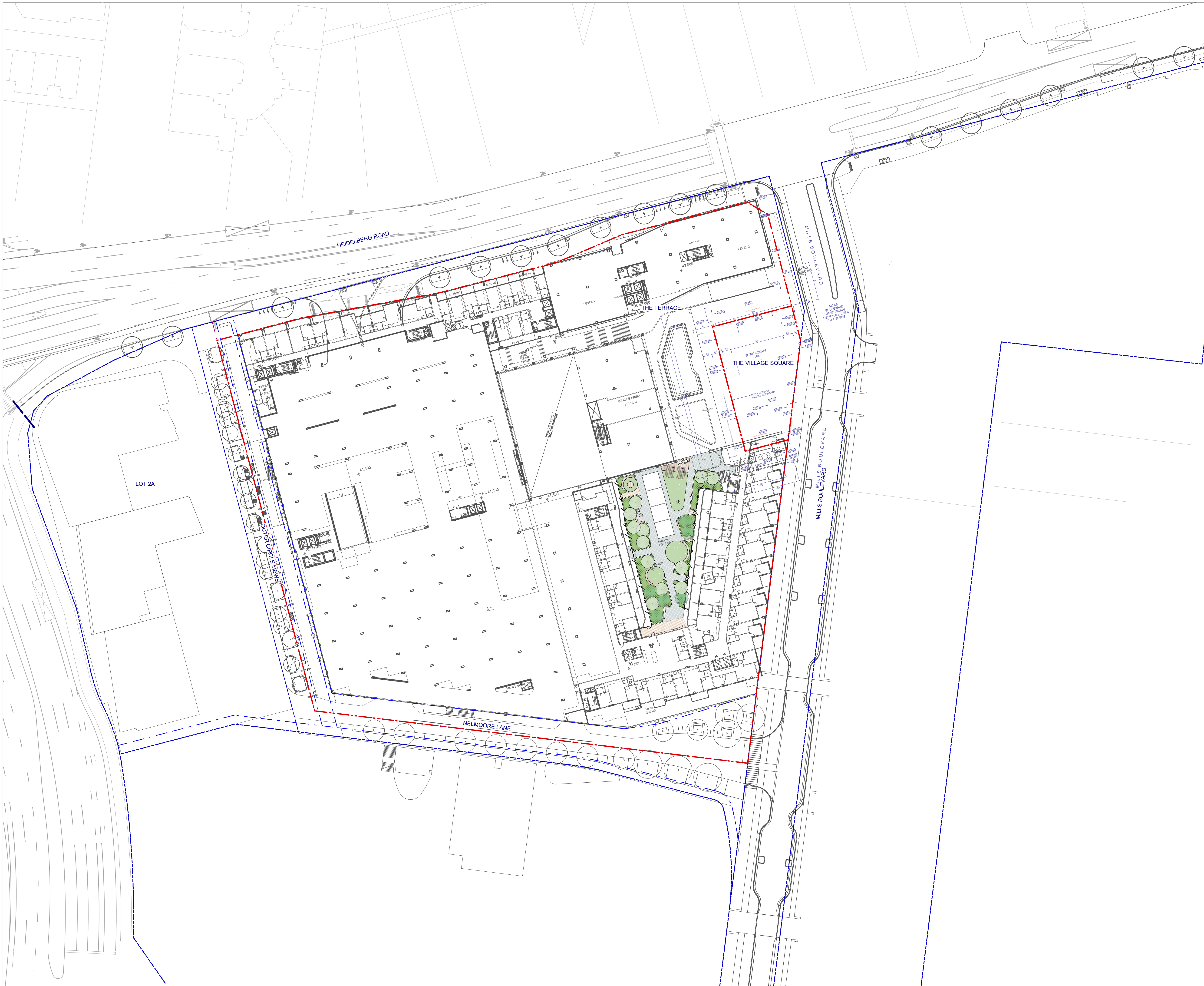
DRAWN	CHECKED	SCALE A1	SCALE A3
BG	AMP	NA	NA

STATUS

PRELIMINARY

NOT FOR CONSTRUCTION

ACONEX REF. NO.	DRAWING NO.	REVISION
TP-LAN-00-102	09	




NOTES

Check all dimensions and site conditions prior to commencement of any work, the purchasing or ordering of any materials, fitting, plant services or equipment and the fabrication of any components.

Do not scale drawings - refer to figured dimensions only. Any discrepancies shall immediately be referred to the landscape architect for clarification.

All drawings may not be reproduced or distributed without prior permission from the landscape architect.

WARNING



Services shown on this drawing are approximate only. The exact location is to be confirmed on site by contractor prior to commencement of work.

DATE	REV	AMENDMENTS
25/08/2017	01	PLANNING PERMIT LODGEMENT
22/11/2017	02	ISSUED IN RESPONSE TO COUNCIL RFI
20/02/2018	03	ISSUED IN RESPONSE TO COUNCIL RFI
16/11/18	04	UPDATED FOR TOWN PLANNING
3/12/18	05	UPDATED FOR TOWN PLANNING
6/11/20	06	UPDATED FOR DISCUSSION
6/30/20	07	ISSUED FOR S72 AMENDMENTS
7/8/20	08	ISSUED FOR S72 AMENDMENTS
9/6/20	09	ISSUED FOR S72 AMENDMENTS

CONSULTANTS

ASPECT Studios™

ASPECT Studios Pty Ltd
Level 4 / 160 Queen Street
Melbourne VIC 3000
Australia
T 03 9417 6844
F 03 9417 6855
www.aspect-studios.com
aspectmelbourne@aspect-studios.com
ABN 11 120 219 561

MELBOURNE

CLIENT

ALPHA PARTNERS

PROJECT

M18059
THE VILLAGE ALPHINGTON

DRAWING

OVERALL GENERAL
ARRANGEMENT PLAN - LEVEL 2

DRAWN	CHECKED	SCALE A1	SCALE A3
BG	AMP	NA	NA

STATUS

PRELIMINARY

NOT FOR CONSTRUCTION

ACONEX REF. NO.	DRAWING NO.	REVISION
TP-LAN-00-103	09	




NOTES

Check all dimensions and site conditions prior to commencement of any work, the purchasing or ordering of any materials, fitting, plant services or equipment and the fabrication of any components.

Do not scale drawings - refer to figured dimensions only. Any discrepancies shall immediately be referred to the landscape architect for clarification.

All drawings may not be reproduced or distributed without prior permission from the landscape architect.

WARNING



Services shown on this drawing are approximate only. The exact location is to be confirmed on site by contractor prior to commencement of work.

DATE	REV	AMENDMENTS
25/08/2017	01	PLANNING PERMIT LODGEMENT
22/11/2017	02	ISSUED IN RESPONSE TO COUNCIL RFI
20/02/2018	03	ISSUED IN RESPONSE TO COUNCIL RFI
16/11/18	04	UPDATED FOR TOWN PLANNING
3/12/18	05	UPDATED FOR TOWN PLANNING
6/11/20	06	UPDATED FOR DISCUSSION
6/30/20	07	ISSUED FOR S72 AMENDMENTS
7/8/20	08	ISSUED FOR S72 AMENDMENTS
9/6/20	09	ISSUED FOR S72 AMENDMENTS

CONSULTANTS

ASPECT Studios™

ASPECT Studios Pty Ltd
Level 4 / 160 Queen Street
Melbourne VIC 3000
Australia
T 03 9417 6844
F 03 9417 6855
www.aspect-studios.com
aspectmelbourne@aspect-studios.com
ABN 11 120 219 561

MELBOURNE

CLIENT

ALPHA PARTNERS

PROJECT

M18059
THE VILLAGE ALPHINGTON

DRAWING

OVERALL GENERAL
ARRANGEMENT PLAN - LEVEL 3

DRAWN	CHECKED	SCALE A1	SCALE A3
BG	AMP	NA	NA

STATUS

PRELIMINARY

NOT FOR CONSTRUCTION

ACONEX REF. NO.	DRAWING NO.	REVISION
TP-LAN-00-104	09	



NOTES

Check all dimensions and site conditions prior to commencement of any work, the purchasing or ordering of any materials, fitting, plant services or equipment and the fabrication of any components.

Do not scale drawings - refer to figured dimensions only. Any discrepancies shall immediately be referred to the landscape architect for clarification.

All drawings may not be reproduced or distributed without prior permission from the landscape architect.



DATE	REV	AMENDMENTS
6/30/20	01	ISSUED FOR S72 AMENDMENTS
7/8/20	02	ISSUED FOR S72 AMENDMENTS
9/6/20	03	ISSUED FOR S72 AMENDMENTS

CONSULTANTS

ASPECT Studios™

ASPECT Studios Pty Ltd
Level 4 / 160 Queen Street
Melbourne VIC 3000
Australia
T 03 9417 6844
F 03 9417 6855
www.aspect-studios.com
aspectmelbourne@aspect-studios.com
ABN 11 120 219 561

MELBOURNE

CLIENT

ALPHA PARTNERS

PROJECT

M18059
THE VILLAGE ALPHINGTON

DRAWING

OVERALL GENERAL
ARRANGEMENT PLAN - LEVEL 7

DRAWN	CHECKED	SCALE A1 SCALE A3
-------	---------	---------------------

BG AMP NA N

STATUS

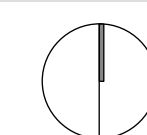
PRELIMINARY

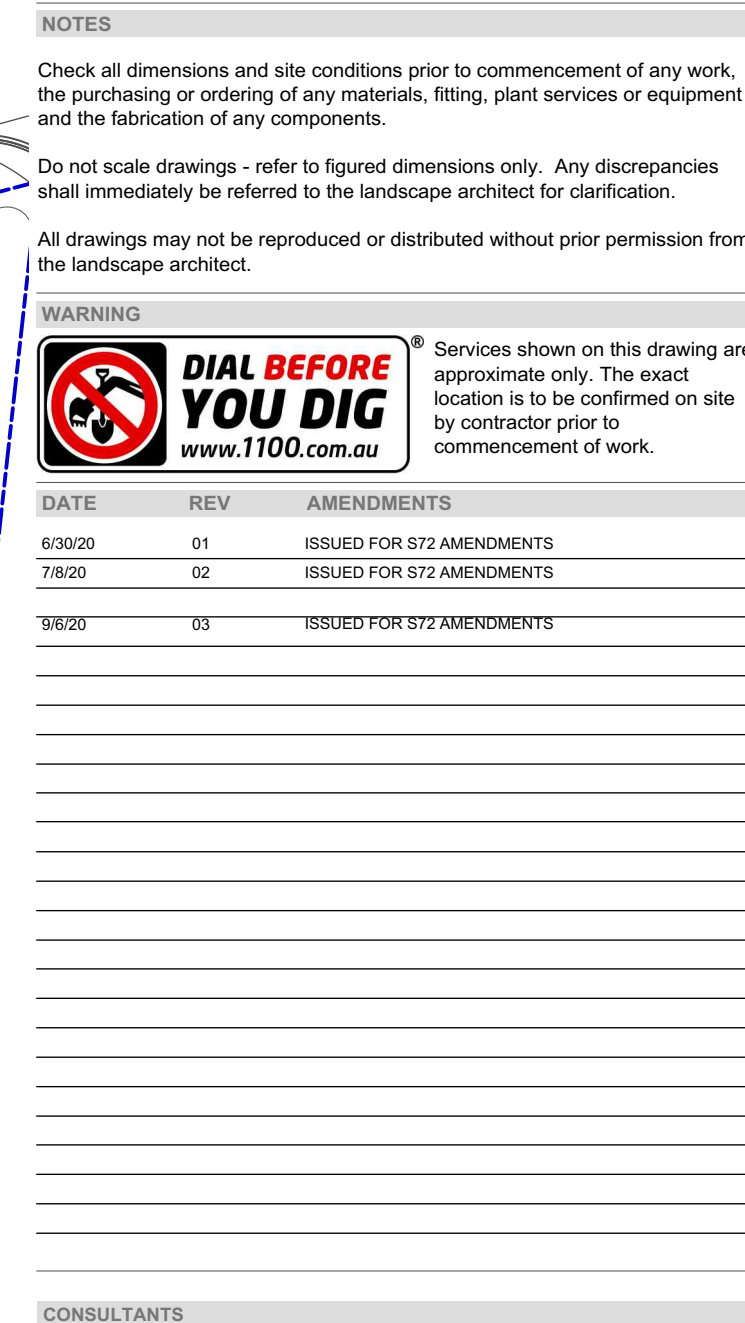
NOT FOR CONSTRUCTION

ACONEX REF. NO.	DRAWING NO.	REVISION
-----------------	-------------	----------

TP-LAN-00-105

03





ASPECT Studios Pty Ltd
Level 4 / 160 Queen Street
Melbourne VIC 3000
Australia
T 03 9417 6844
F 03 9417 6855
www.aspect-studios.com
aspectmelbourne@aspect-studios.com
ABN 11 120 219 561

CLIENT _____

PROJECT	
---------	--

DRAWING

DRAWN	CHECKED	SCALE A1 SCALE A3
-------	---------	---------------------

BG	AMP	NA	NA
----	-----	----	----

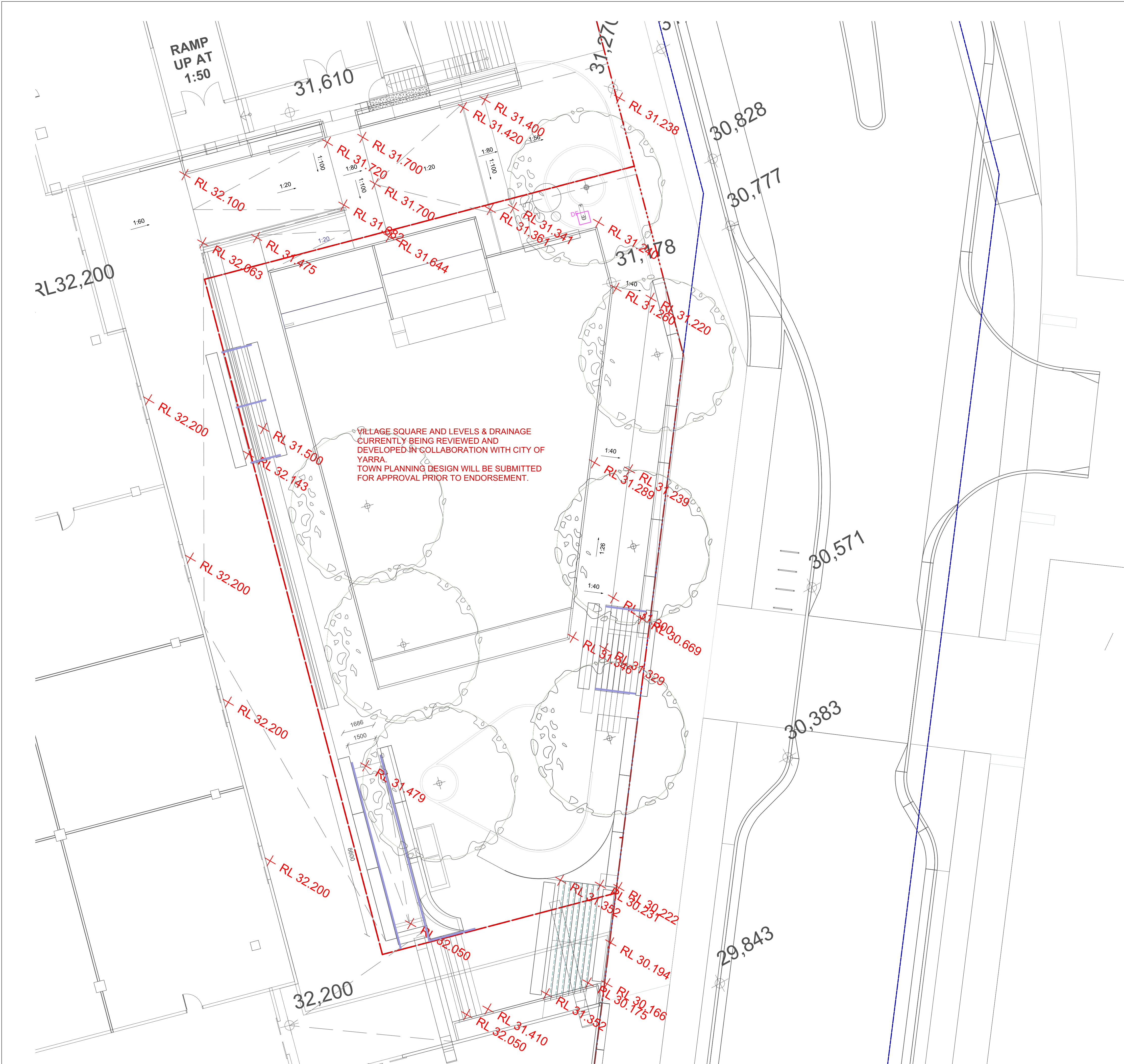
STATUS

PRELIMINARY
NOT FOR CONSTRUCTION

ACONEX REF. NO.	DRAWING NO.	REVISION
-----------------	-------------	----------

TD L AN 00 106 03

TP-LAN-00-106 03



NOTES

Check all dimensions and site conditions prior to commencement of any work, the purchasing or ordering of any materials, fitting, plant services or equipment and the fabrication of any components.

Do not scale drawings - refer to figured dimensions only. Any discrepancies shall immediately be referred to the landscape architect for clarification.

All drawings may not be reproduced or distributed without prior permission from the landscape architect.

WARNING



DATE	REV	AMENDMENTS
25/08/2017	01	PLANNING PERMIT LODGEMENT
22/11/2017	02	ISSUED IN RESPONSE TO COUNCIL RFI
20/02/2018	03	ISSUED IN RESPONSE TO COUNCIL RFI
16/11/18	04	UPDATED FOR TOWN PLANNING
31/2/18	05	UPDATED FOR TOWN PLANNING
6/11/20	06	UPDATED FOR DISCUSSION
6/30/20	07	ISSUED FOR S72 AMENDMENTS
7/8/20	08	ISSUED FOR S72 AMENDMENTS
9/6/20	09	ISSUED FOR S72 AMENDMENTS

CONSULTANTS

ASPECT Studios™

ASPECT Studios Pty Ltd
Level 4 / 160 Queen Street
Melbourne VIC 3000
Australia
T 03 9417 6844
F 03 9417 6855
www.aspect-studios.com
aspectmelbourne@aspect-studios.com
ABN 11 120 219 561

MELBOURNE

CLIENT



PROJECT

M18059
THE VILLAGE ALPHINGTON

DRAWING

GENERAL ARRANGEMENT PLAN -
THE VILLAGE SQUARE

DRAWN	CHECKED	SCALE A1 SCALE A3
BG	AMP	NA NA

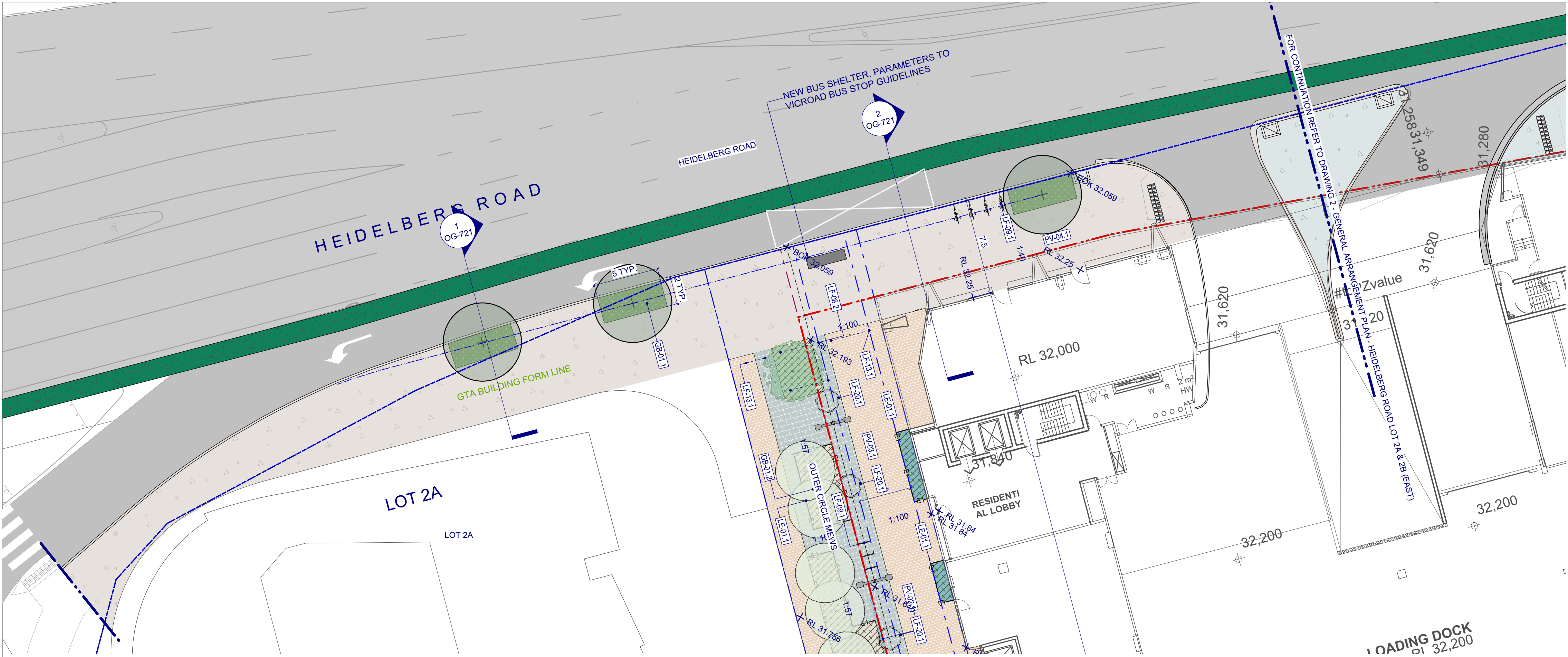
STATUS

PRELIMINARY
NOT FOR CONSTRUCTION

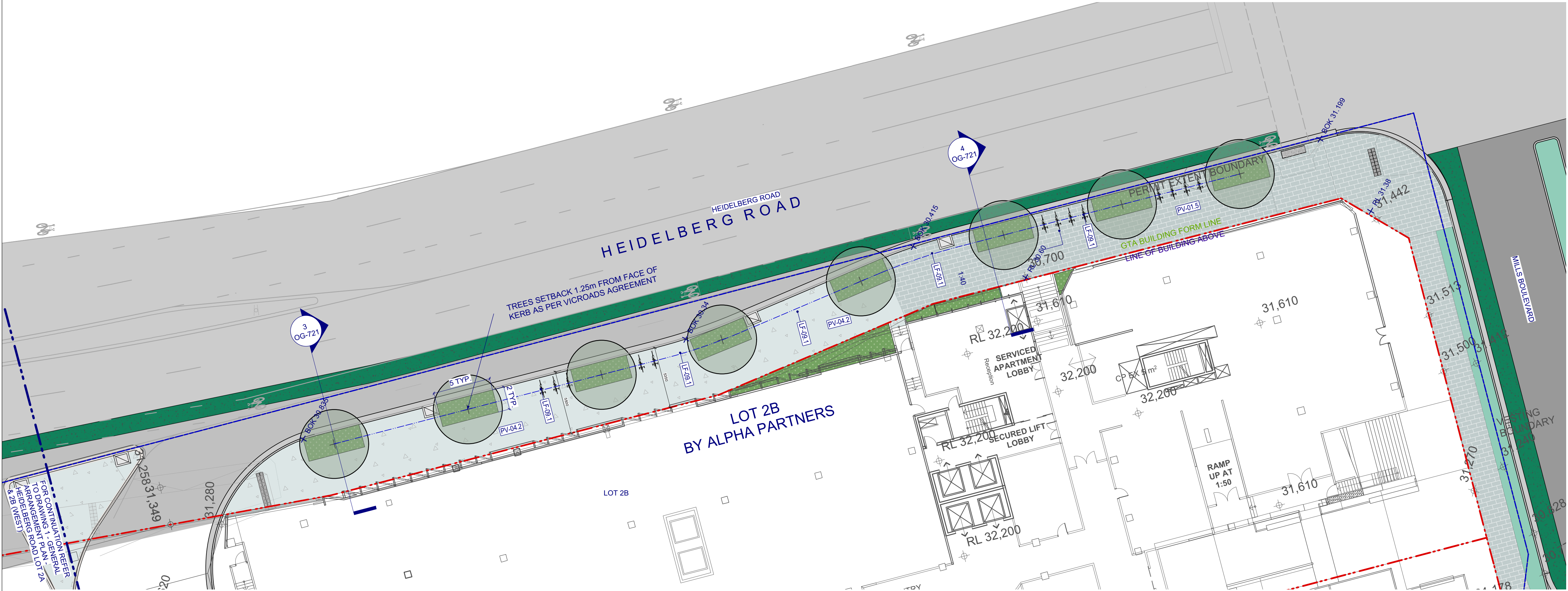
ACONEX REF. NO.	DRAWING NO.	REVISION
-----------------	-------------	----------

TP-LAN-OG-101 09





3 GENERAL ARRANGEMENT PLAN - HEIDELBERG ROAD LOT 2A & 2B (WEST)
1:200 A1



1 GENERAL ARRANGEMENT PLAN - HEIDELBERG ROAD LOT 2A & 2B (EAST)
1:200 A1

NOTES

Check all dimensions and site conditions prior to commencement of any work, the purchasing or ordering of any materials, fitting, plant services or equipment and the fabrication of any components.

Do not scale drawings - refer to figured dimensions only. Any discrepancies shall immediately be referred to the landscape architect for clarification.

All drawings may not be reproduced or distributed without prior permission from the landscape architect.

WARNING



Services shown on this drawing are approximate only. The exact location is to be confirmed on site by contractor prior to commencement of work.

DATE	REV	AMENDMENTS
6/24/20	1	FOR INFORMATION
6/30/20	2	ISSUED FOR S72 AMENDMENTS
7/8/20	3	ISSUED FOR S72 AMENDMENTS
9/6/20	4	ISSUED FOR S72 AMENDMENTS

CONSULTANTS

ASPECT Studios™

ASPECT Studios Pty Ltd
Level 4 / 160 Queen Street
Melbourne VIC 3000
Australia
T 03 9417 6844
F 03 9417 6855
www.aspect-studios.com
aspectmelbourne@aspect-studios.com
ABN 11 120 219 561

MELBOURNE

CLIENT

ALPHA PARTNERS

PROJECT

M18059
THE VILLAGE ALPHINGTON

DRAWING
GENERAL ARRANGEMENT PLAN -
HEIDELBERG ROAD LOT 2A & 2B

DRAWN	CHECKED	SCALE A1 SCALE A3
BG	AMP	1:200 1:400

STATUS

PRELIMINARY
NOT FOR CONSTRUCTION

ACONEX REF. NO.	DRAWING NO.	REVISION
-----------------	-------------	----------

TP-LAN-OG-103 4

VILLAGE SQUARE CURRENTLY BEING
REVIEWED AND DEVELOPED IN
COLLABORATION WITH CITY OF YARRA.
TOWN PLANNING DESIGN WILL BE SUBMITTED
FOR APPROVAL PRIOR TO ENDORSEMENT.

NOTES

Check all dimensions and site conditions prior to commencement of any work, the purchasing or ordering of any materials, fitting, plant services or equipment and the fabrication of any components.

Do not scale drawings - refer to figured dimensions only. Any discrepancies shall immediately be referred to the landscape architect for clarification.

All drawings may not be reproduced or distributed without prior permission from the landscape architect.

WARNING



Services shown on this drawing are approximate only. The exact location is to be confirmed on site by contractor prior to commencement of work.

DATE	REV	AMENDMENTS
6/30/20	01	ISSUED FOR S72 AMENDMENTS
7/8/20	02	ISSUED FOR S72 AMENDMENTS
9/6/20	03	ISSUED FOR S72 AMENDMENTS

CONSULTANTS

ASPECT Studios™

ASPECT Studios Pty Ltd
Level 4 / 160 Queen Street
Melbourne VIC 3000
Australia
T 03 9417 6844
F 03 9417 6855
www.aspect-studios.com
aspectmelbourne@aspect-studios.com
ABN 11 120 219 561

MELBOURNE

CLIENT

ALPHA PARTNERS

PROJECT

M18059
THE VILLAGE ALPHINGTON

DRAWING
SECTIONS - VILLAGE SQUARE AA

DRAWN	CHECKED	SCALE A1	SCALE A3
BG	AMP	NA	NA

STATUS

PRELIMINARY

NOT FOR CONSTRUCTION

ACONEX REF. NO.	DRAWING NO.	REVISION
-----------------	-------------	----------

TP-LAN-0G-701 03

VILLAGE SQUARE CURRENTLY BEING
REVIEWED AND DEVELOPED IN
COLLABORATION WITH CITY OF YARRA.
TOWN PLANNING DESIGN WILL BE SUBMITTED
FOR APPROVAL PRIOR TO ENDORSEMENT.

NOTES

Check all dimensions and site conditions prior to commencement of any work, the purchasing or ordering of any materials, fitting, plant services or equipment and the fabrication of any components.

Do not scale drawings - refer to figured dimensions only. Any discrepancies shall immediately be referred to the landscape architect for clarification.

All drawings may not be reproduced or distributed without prior permission from the landscape architect.

WARNING



**DIAL BEFORE
YOU DIG**
www.1100.com.au

® Services shown on this drawing are approximate only. The exact location is to be confirmed on site by contractor prior to commencement of work.

DATE	REV	AMENDMENTS
6/30/20	01	ISSUED FOR S72 AMENDMENTS
7/8/20	02	ISSUED FOR S72 AMENDMENTS
9/6/20	03	ISSUED FOR S72 AMENDMENTS

CONSULTANTS

ASPECT Studios™

ASPECT Studios Pty Ltd
Level 4 / 160 Queen Street
Melbourne VIC 3000
Australia
T 03 9417 6844
F 03 9417 6855
www.aspect-studios.com
aspectmelbourne@aspect-studios.com
ABN 11 120 219 561

MELBOURNE

CLIENT



PROJECT

M18059
THE VILLAGE ALPHINGTON
DRAWING
SECTIONS - VILLAGE SQUARE BB

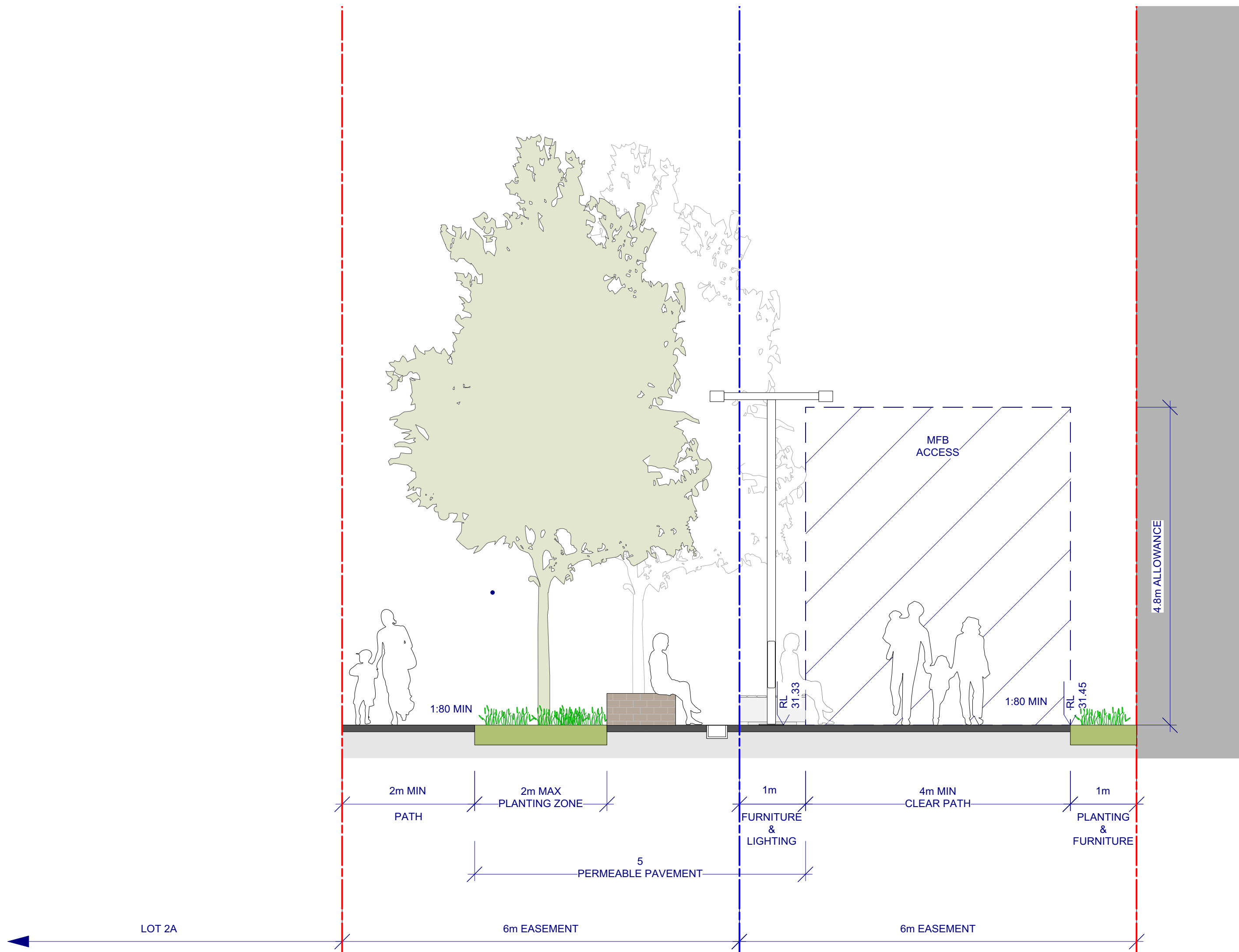
DRAWN	CHECKED	SCALE A1 SCALE A3
BG	AMP	NA NA

STATUS

PRELIMINARY
NOT FOR CONSTRUCTION

ACONEX REF. NO.	DRAWING NO.	REVISION
-----------------	-------------	----------

TP-LAN-0G-702 03



1 SECTION OUTER CIRCLE MEWS
1:50 A1

NOTES

Check all dimensions and site conditions prior to commencement of any work, the purchasing or ordering of any materials, fitting, plant services or equipment and the fabrication of any components.

Do not scale drawings - refer to figured dimensions only. Any discrepancies shall immediately be referred to the landscape architect for clarification.

All drawings may not be reproduced or distributed without prior permission from the landscape architect.

WARNING



DATE	REV	AMENDMENTS
6/30/20	01	ISSUED FOR S72 AMENDMENTS
7/8/20	02	ISSUED FOR S72 AMENDMENTS
9/6/20	03	ISSUED FOR S72 AMENDMENTS

CONSULTANTS

ASPECT Studios™

ASPECT Studios Pty Ltd
Level 4 / 160 Queen Street
Melbourne VIC 3000
Australia
T 03 9417 6844
F 03 9417 6855
www.aspect-studios.com
aspectmelbourne@aspect-studios.com
ABN 11 120 219 561

MELBOURNE

CLIENT



PROJECT

M18059
THE VILLAGE ALPHINGTON

DRAWING
SECTIONS - OUTER CIRCLE MEWS

DRAWN	CHECKED	SCALE A1 SCALE A3
BG	AMP	NA NA

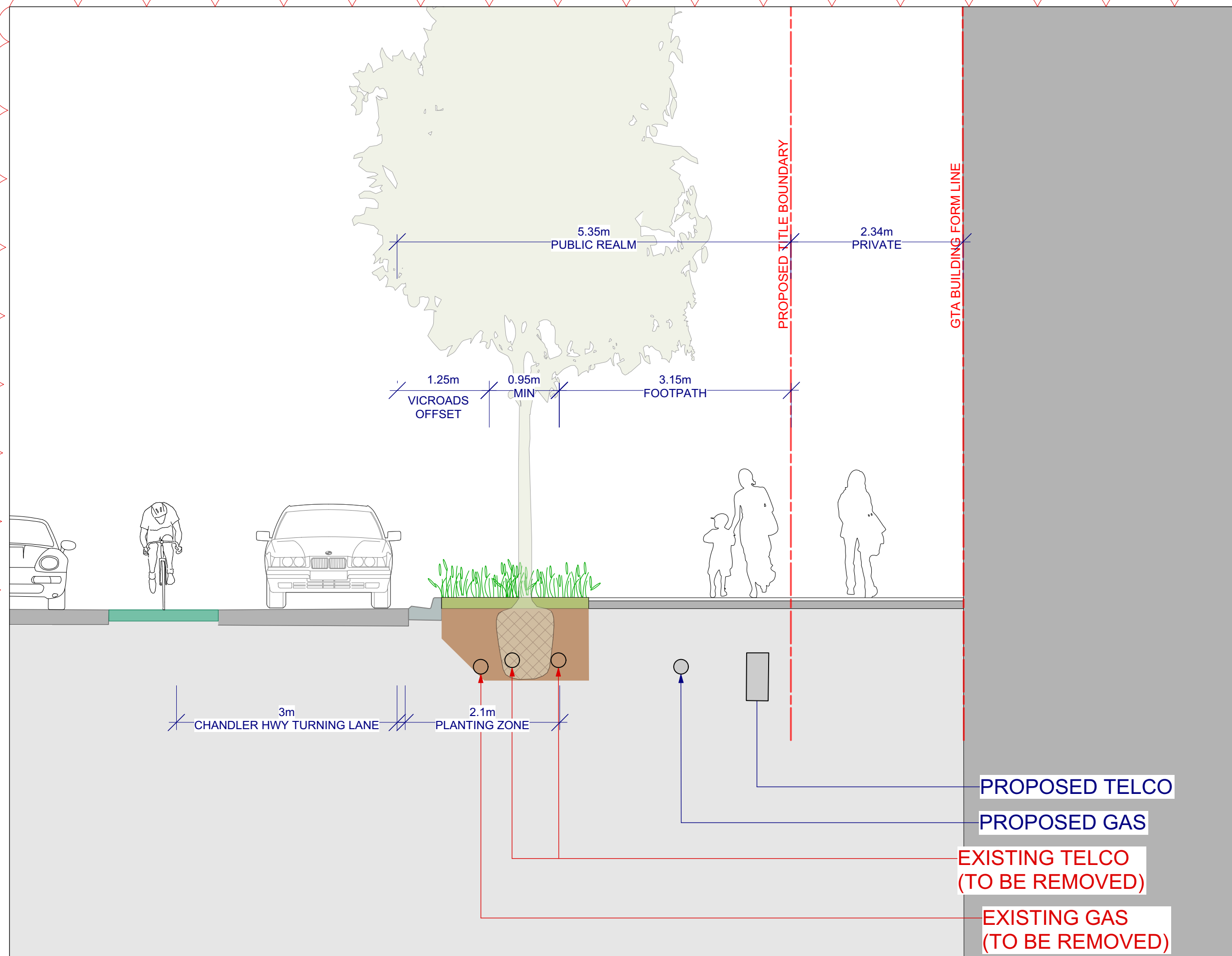
STATUS

PRELIMINARY

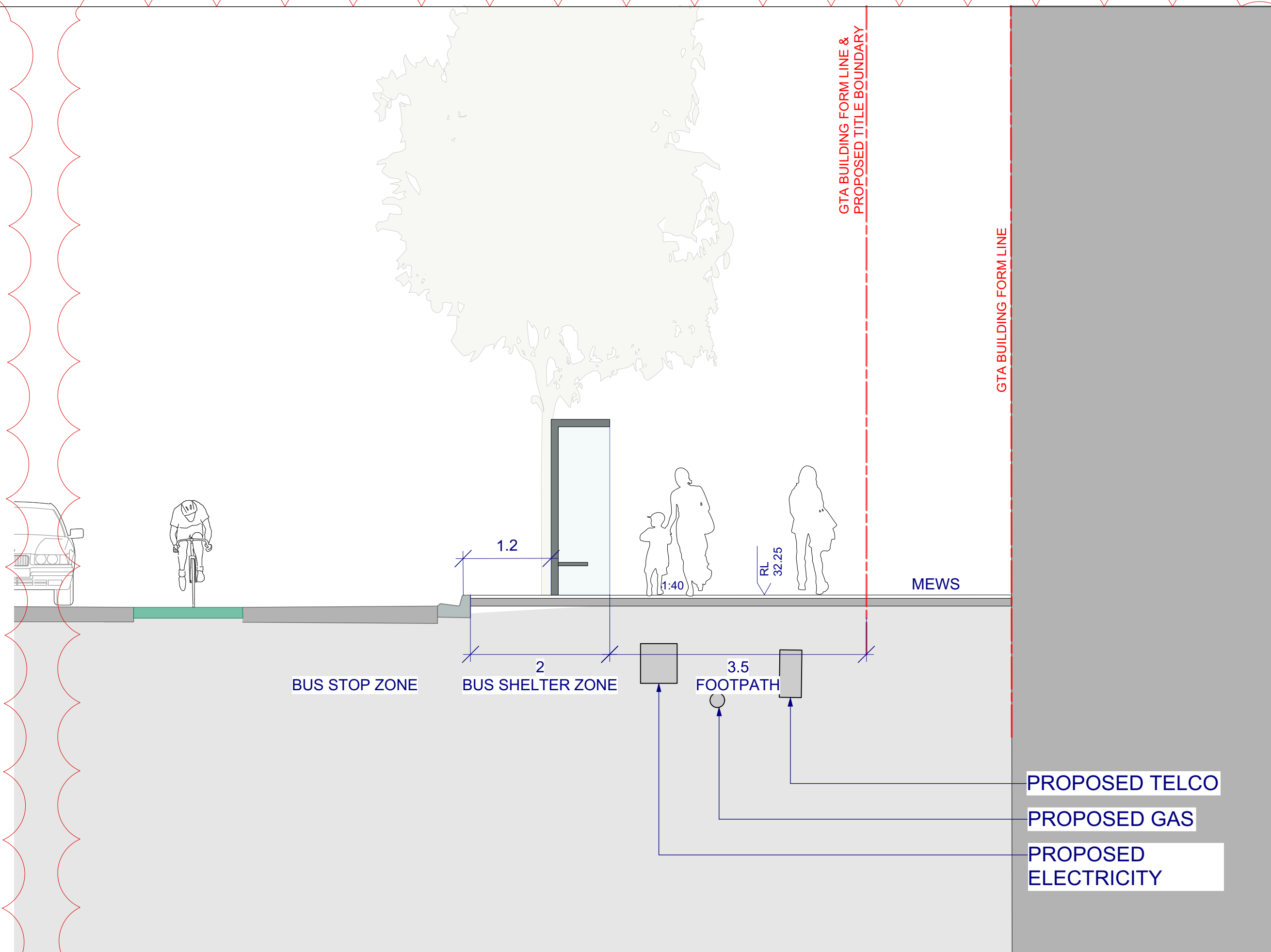
NOT FOR CONSTRUCTION

ACONEX REF. NO.	DRAWING NO.	REVISION
-----------------	-------------	----------

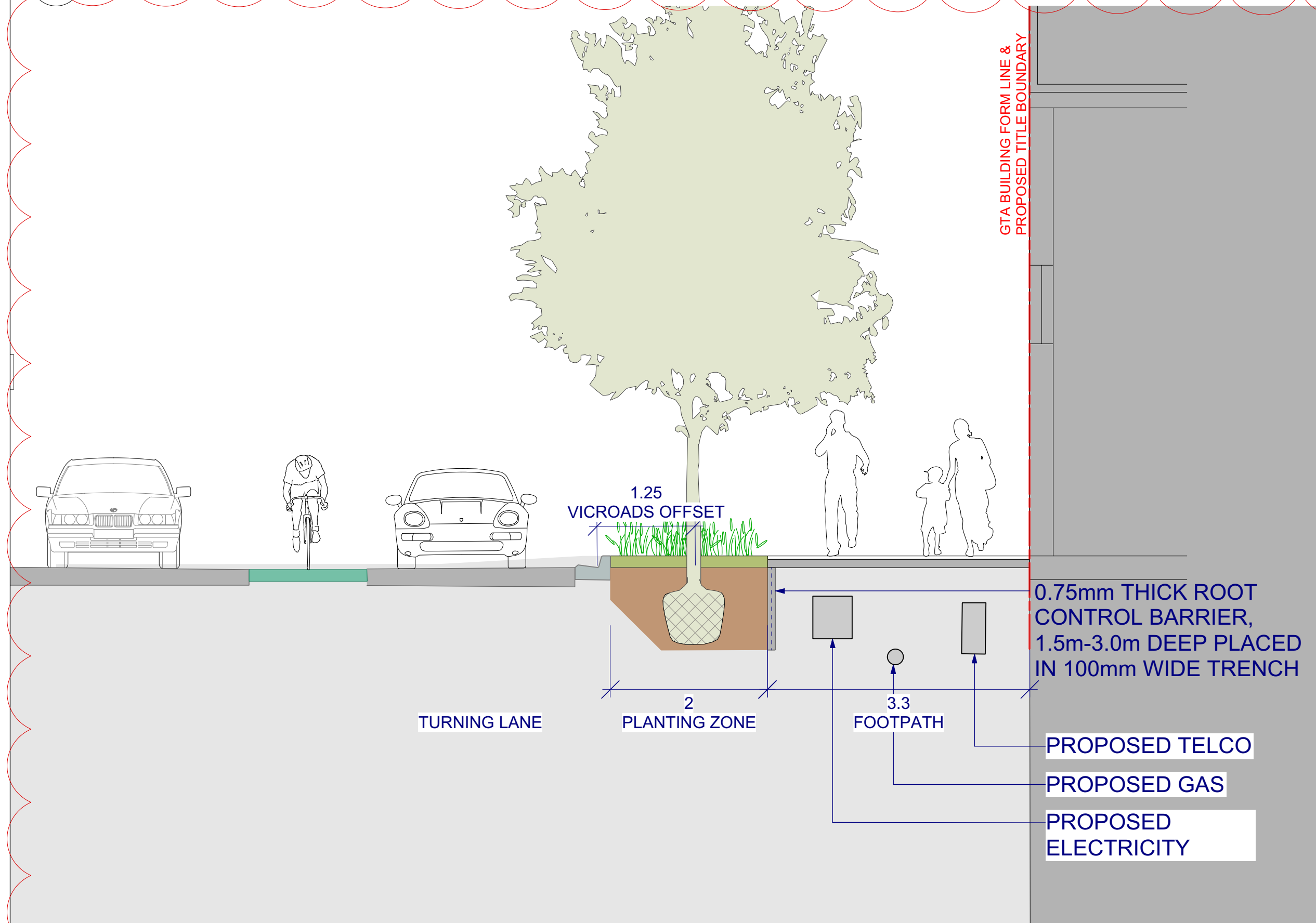
TP-LAN-0G-711 03



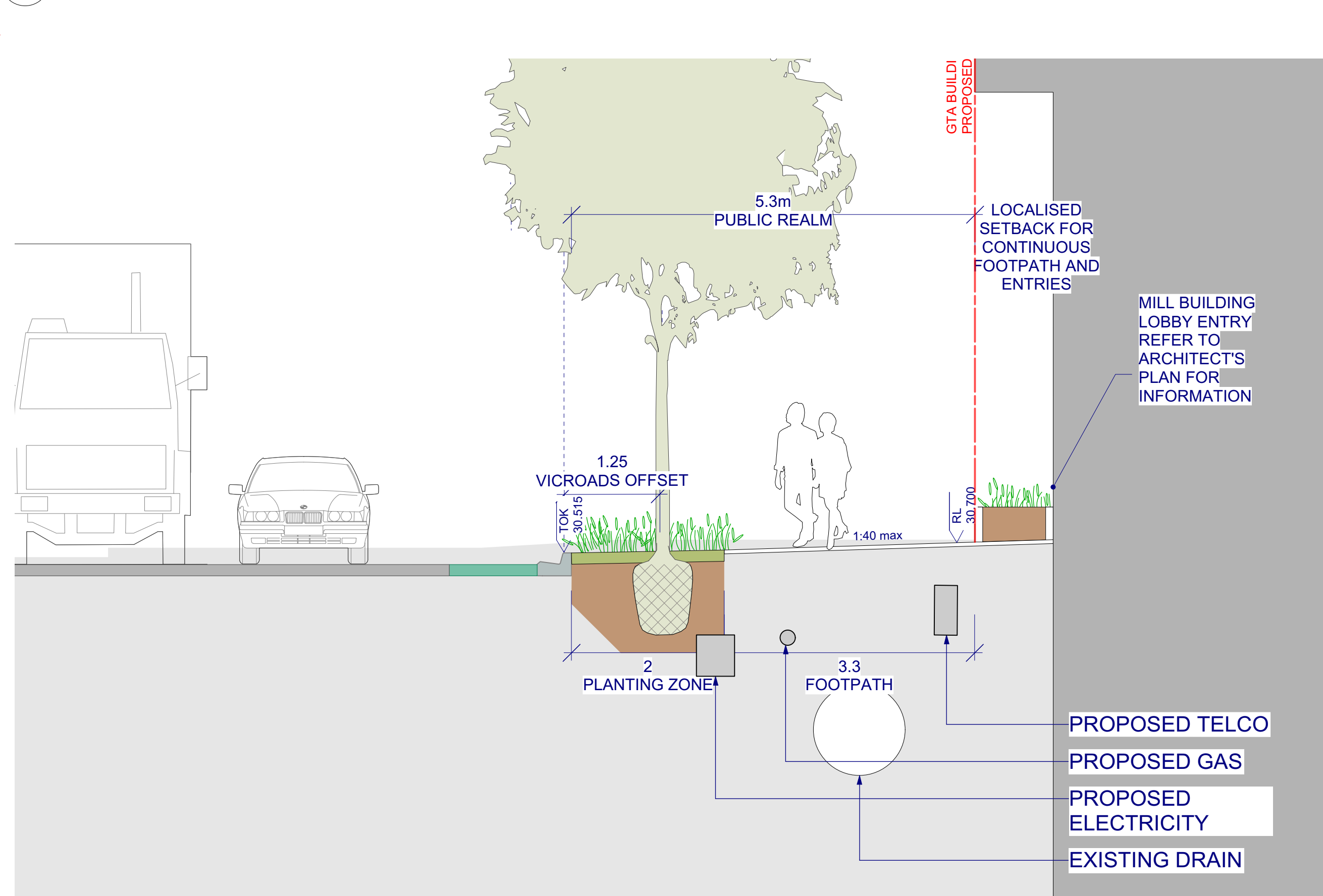
1 SECTION - HEIDELBERG ROAD AA
1:50@A1/1:100@A3



2 SECTION - HEIDELBERG ROAD BB
1:50@A1/1:100@A3



3 SECTION - HEIDELBERG ROAD CC
1:50@A1/1:100@A3



4 SECTION - HEIDELBERG ROAD DD
1:50@A1/1:100@A3

NOTES

Check all dimensions and site conditions prior to commencement of any work, the purchasing or ordering of any materials, fitting, plant services or equipment and the fabrication of any components.

Do not scale drawings - refer to figured dimensions only. Any discrepancies shall immediately be referred to the landscape architect for clarification.

All drawings may not be reproduced or distributed without prior permission from the landscape architect.



DATE	REV	AMENDMENTS
6/30/20	01	ISSUED FOR S72 AMENDMENTS
7/8/20	02	ISSUED FOR S72 AMENDMENTS
9/6/20	03	ISSUED FOR S72 AMENDMENTS

CONSULTANTS

NOTE:
ALL SERVICE LOCATIONS AND DEPTHS
ESTIMATED.
REFER TO CIVIL ENGINEER'S
DOCUMENTATION

ASPECT Studios™

ASPECT Studios Pty Ltd
Level 4 / 160 Queen Street
Melbourne VIC 3000
Australia
T 03 9417 6844
F 03 9417 6855
www.aspect-studios.com
aspectmelbourne@aspect-studios.com
ABN 11 120 219 561

MELBOURNE

CLIENT

ALPHA PARTNERS

PROJECT

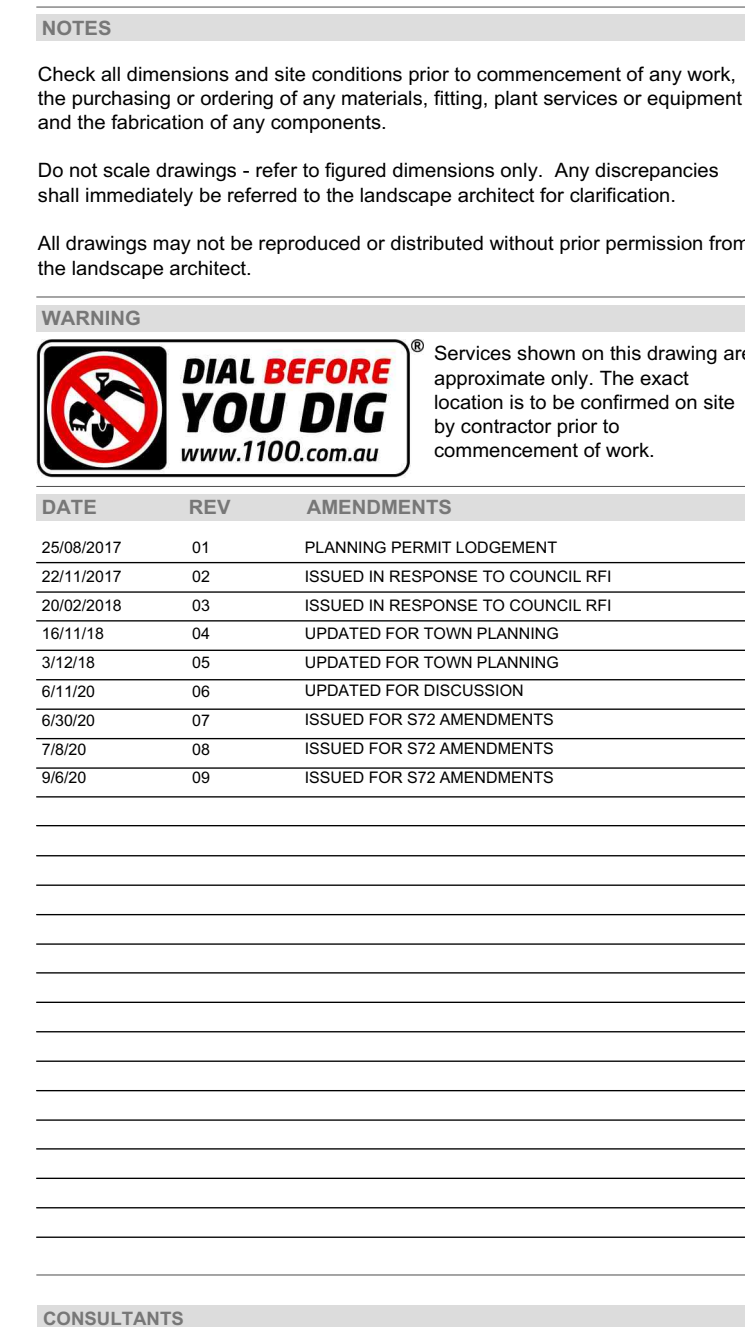
M18059
THE VILLAGE ALPHINGTON
DRAWING
SECTIONS - HEIDELBERG ROAD

DRAWN	CHECKED	SCALE A1 SCALE A3
BG	AMP	NA NA
STATUS		

PRELIMINARY
NOT FOR CONSTRUCTION

ACONEX REF. NO.	DRAWING NO.	REVISION
-----------------	-------------	----------

TP-LAN-OG-721 03



ASPECT Studios Pty Ltd
Level 4 / 160 Queen Street
Melbourne VIC 3000
Australia
T 03 9417 6844
F 03 9417 6855
www.aspect-studios.com
aspectmelbourne@aspect-studios.com
ABN 11 120 219 561

CLIENT

PROJECT

DRAWING

GENERAL ARRANGEMENT PLAN -
NELMOORE LANE

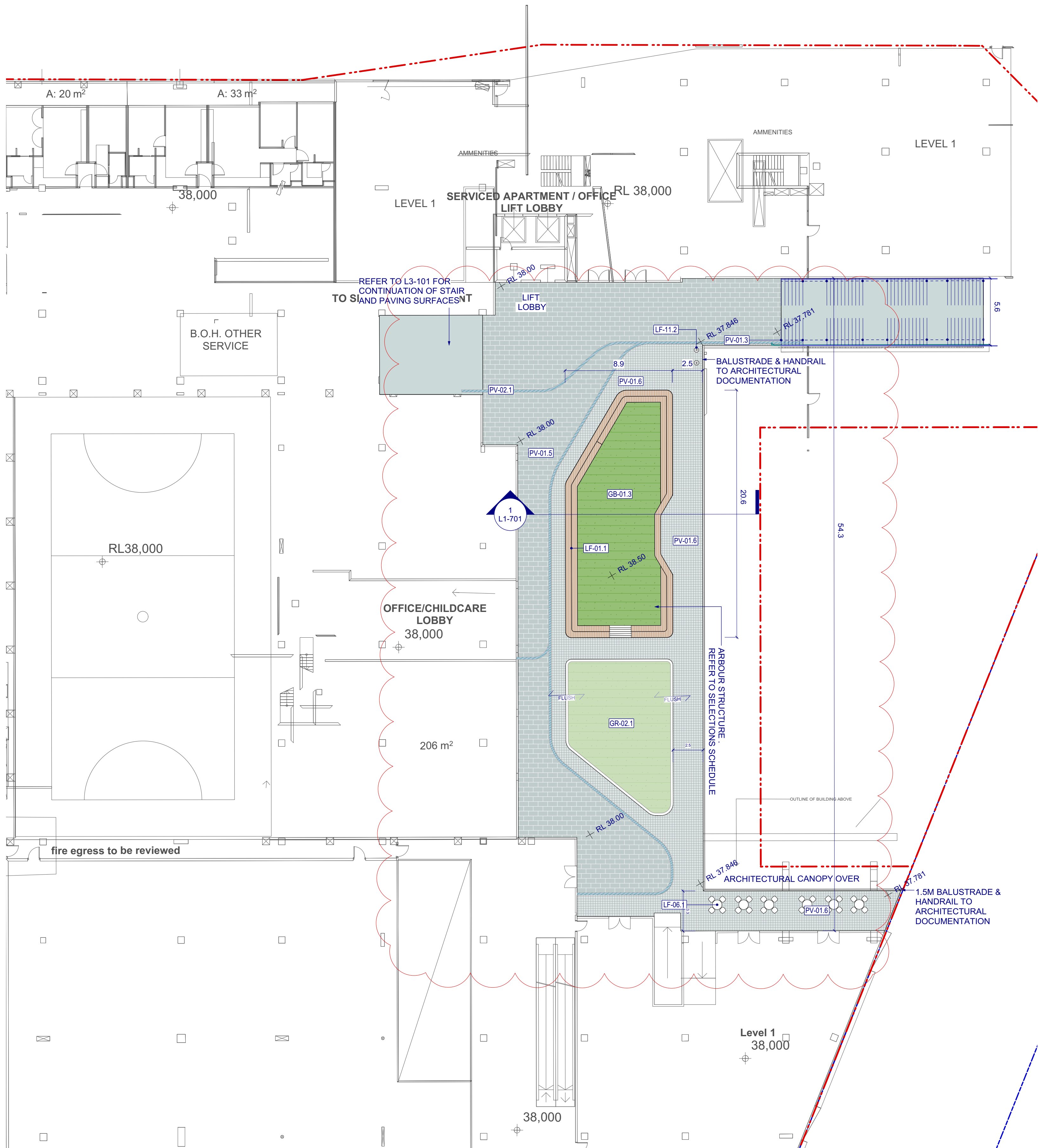
STATUS

ACONEX REF. NO.	DRAWING NO.	REVISION
-----------------	-------------	----------

TP-LAN-L0-101 09



03



1 GENERAL ARRANGEMENT PLAN - LEVEL 01
1:200 A1

NOTES

Check all dimensions and site conditions prior to commencement of any work, the purchasing or ordering of any materials, fitting, plant services or equipment and the fabrication of any components.

Do not scale drawings - refer to figured dimensions only. Any discrepancies shall immediately be referred to the landscape architect for clarification.

All drawings may not be reproduced or distributed without prior permission from the landscape architect.

WARNING



Services shown on this drawing are approximate only. The exact location is to be confirmed on site by contractor prior to commencement of work.

DATE	REV	AMENDMENTS
25/08/2017	01	PLANNING PERMIT LODGEMENT
22/11/2017	02	ISSUED IN RESPONSE TO COUNCIL RFI
20/02/2018	03	ISSUED IN RESPONSE TO COUNCIL RFI
16/11/18	04	UPDATED FOR TOWN PLANNING
3/12/18	05	UPDATED FOR TOWN PLANNING
6/11/20	06	UPDATED FOR DISCUSSION
6/30/20	07	ISSUED FOR S72 AMENDMENTS
7/8/20	08	ISSUED FOR S72 AMENDMENTS
9/6/20	09	ISSUED FOR S72 AMENDMENTS

CONSULTANTS

ASPECT Studios™

ASPECT Studios Pty Ltd
Level 4 / 160 Queen Street
Melbourne VIC 3000
Australia
T 03 9417 6844
F 03 9417 6855
www.aspect-studios.com
aspectmelbourne@aspect-studios.com
ABN 11 120 219 561

MELBOURNE

CLIENT

ALPHA PARTNERS

PROJECT

M18059
THE VILLAGE ALPHINGTON

DRAWING

GENERAL ARRANGEMENT PLAN -
LEVEL 1

DRAWN

BG AMP NA NA

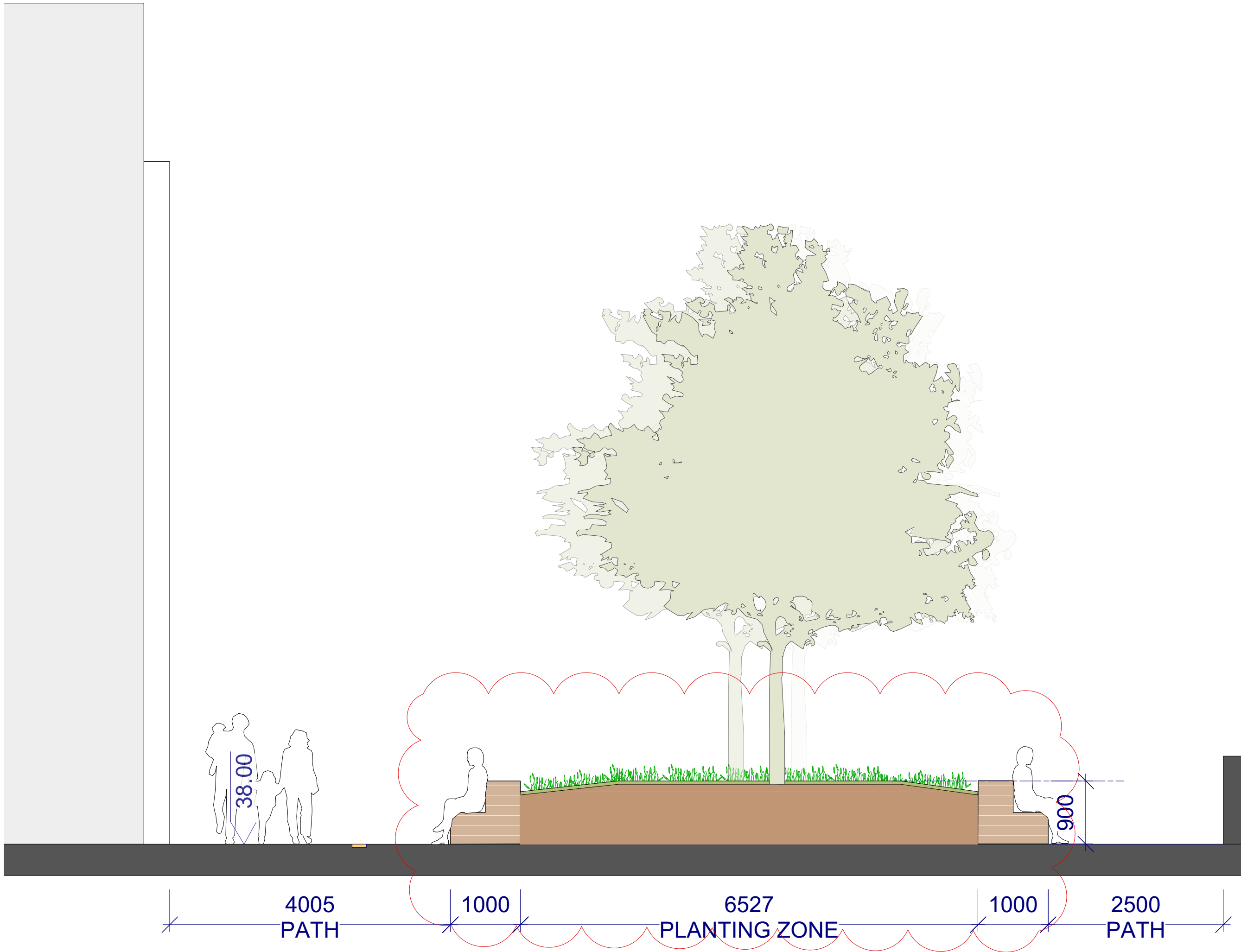
STATUS

PRELIMINARY
NOT FOR CONSTRUCTION

ACONEX REF. NO.

TP-LAN-L1-101

09



1 SECTION L1
1:50 A1

NOTES

Check all dimensions and site conditions prior to commencement of any work, the purchasing or ordering of any materials, fitting, plant services or equipment and the fabrication of any components.

Do not scale drawings - refer to figured dimensions only. Any discrepancies shall immediately be referred to the landscape architect for clarification.

All drawings may not be reproduced or distributed without prior permission from the landscape architect.

WARNING



DATE	REV	AMENDMENTS
6/30/20	01	ISSUED FOR S72 AMENDMENTS
7/8/20	02	ISSUED FOR S72 AMENDMENTS
9/6/20	03	ISSUED FOR S72 AMENDMENTS

CONSULTANTS

ASPECT Studios™

ASPECT Studios Pty Ltd
Level 4 / 160 Queen Street
Melbourne VIC 3000
Australia
T 03 9417 6844
F 03 9417 6855
www.aspect-studios.com
aspectmelbourne@aspect-studios.com
ABN 11 120 219 561

MELBOURNE

CLIENT



PROJECT

M18059
THE VILLAGE ALPHINGTON

DRAWING
SECTIONS - L1

DRAWN	CHECKED	SCALE A1	SCALE A3
BG	AMP	NA	NA

STATUS

PRELIMINARY

NOT FOR CONSTRUCTION

ACONEX REF. NO.	DRAWING NO.	REVISION
-----------------	-------------	----------

TP-LAN-L1-701 03



1 GENERAL ARRANGEMENT PLAN - LEVEL 02
1:200 A1

NOTES

Check all dimensions and site conditions prior to commencement of any work, the purchasing or ordering of any materials, fitting, plant services or equipment and the fabrication of any components.

Do not scale drawings - refer to figured dimensions only. Any discrepancies shall immediately be referred to the landscape architect for clarification.

All drawings may not be reproduced or distributed without prior permission from the landscape architect.

WARNING



DATE	REV	AMENDMENTS
25/08/2017	01	PLANNING PERMIT LODGEMENT
22/11/2017	02	ISSUED IN RESPONSE TO COUNCIL RFI
20/02/2018	03	ISSUED IN RESPONSE TO COUNCIL RFI
18/11/18	04	UPDATED FOR TOWN PLANNING
3/12/18	05	UPDATED FOR TOWN PLANNING
6/11/20	06	UPDATED FOR DISCUSSION
6/30/20	07	ISSUED FOR S72 AMENDMENTS
7/8/20	08	ISSUED FOR S72 AMENDMENTS
9/6/20	09	ISSUED FOR S72 AMENDMENTS

CONSULTANTS

ASPECT Studios™

ASPECT Studios Pty Ltd
Level 4 / 160 Queen Street
Melbourne VIC 3000
Australia
T 03 9417 6844
F 03 9417 6855
www.aspect-studios.com
aspectmelbourne@aspect-studios.com
ABN 11 120 219 561

MELBOURNE

CLIENT



PROJECT

M18059
THE VILLAGE ALPHINGTON

DRAWING

GENERAL ARRANGEMENT PLAN -
L2 PODIUM

DRAWN	CHECKED	SCALE A1	SCALE A3
BG	AMP	NA	NA

STATUS

PRELIMINARY
NOT FOR CONSTRUCTION

ACONEX REF. NO.	DRAWING NO.	REVISION
-----------------	-------------	----------

TP-LAN-L2-101 09



REFER TP-LAN-L3-102 FOR CONTINUATION

TD L AN L 0 101 00

09



REFER TP-LAN-L3-101 FOR CONTINUATION

1 GENERAL ARRANGEMENT PLAN - LEVEL 03 RESIDENTIAL GARDENS
1:200 A1

NOTES

Check all dimensions and site conditions prior to commencement of any work, the purchasing or ordering of any materials, fitting, plant services or equipment and the fabrication of any components.

Do not scale drawings - refer to figured dimensions only. Any discrepancies shall immediately be referred to the landscape architect for clarification.

All drawings may not be reproduced or distributed without prior permission from the landscape architect.

WARNING



Services shown on this drawing are approximate only. The exact location is to be confirmed on site by contractor prior to commencement of work.

DATE	REV	AMENDMENTS
25/08/2017	01	PLANNING PERMIT LODGEMENT
22/11/2017	02	ISSUED IN RESPONSE TO COUNCIL RFI
20/02/2018	03	ISSUED IN RESPONSE TO COUNCIL RFI
16/11/18	04	UPDATED FOR TOWN PLANNING
3/12/18	05	UPDATED FOR TOWN PLANNING
6/11/20	06	UPDATED FOR DISCUSSION
6/30/20	07	ISSUED FOR S72 AMENDMENTS
7/8/20	08	ISSUED FOR S72 AMENDMENTS
9/6/20	09	ISSUED FOR S72 AMENDMENTS

CONSULTANTS

ASPECT Studios™

ASPECT Studios Pty Ltd
Level 4 / 160 Queen Street
Melbourne VIC 3000
Australia
T 03 9417 6844
F 03 9417 6855
www.aspect-studios.com
aspectmelbourne@aspect-studios.com
ABN 11 120 219 561

MELBOURNE

CLIENT



PROJECT

M18059
THE VILLAGE ALPHINGTON

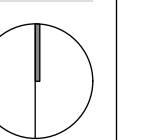
DRAWING

GENERAL ARRANGEMENT PLAN - L3 RESIDENTIAL GARDENS

DRAWN	CHECKED	SCALE A1 SCALE A3
BG	AMP	NA NA

STATUS

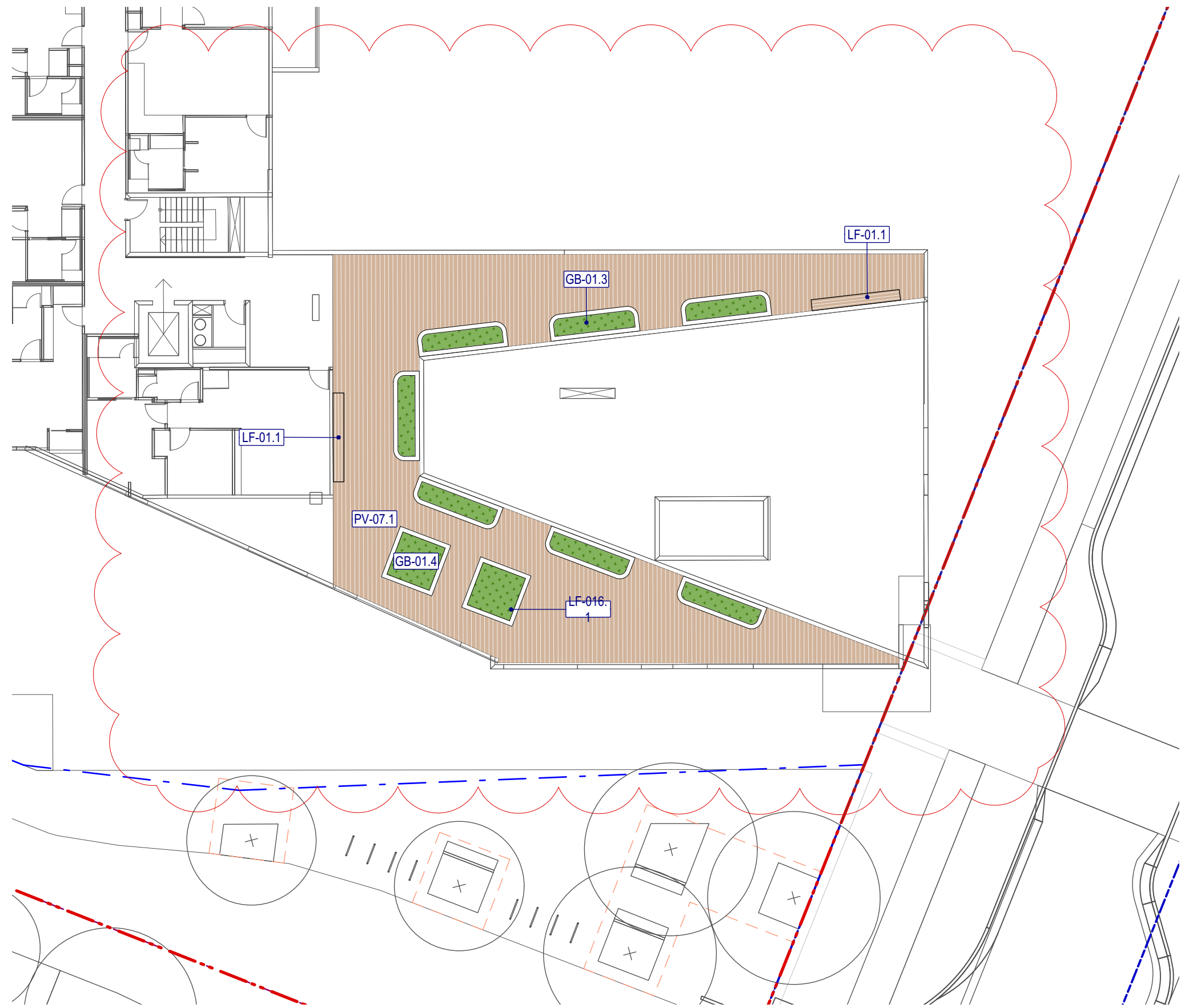
PRELIMINARY
NOT FOR CONSTRUCTION



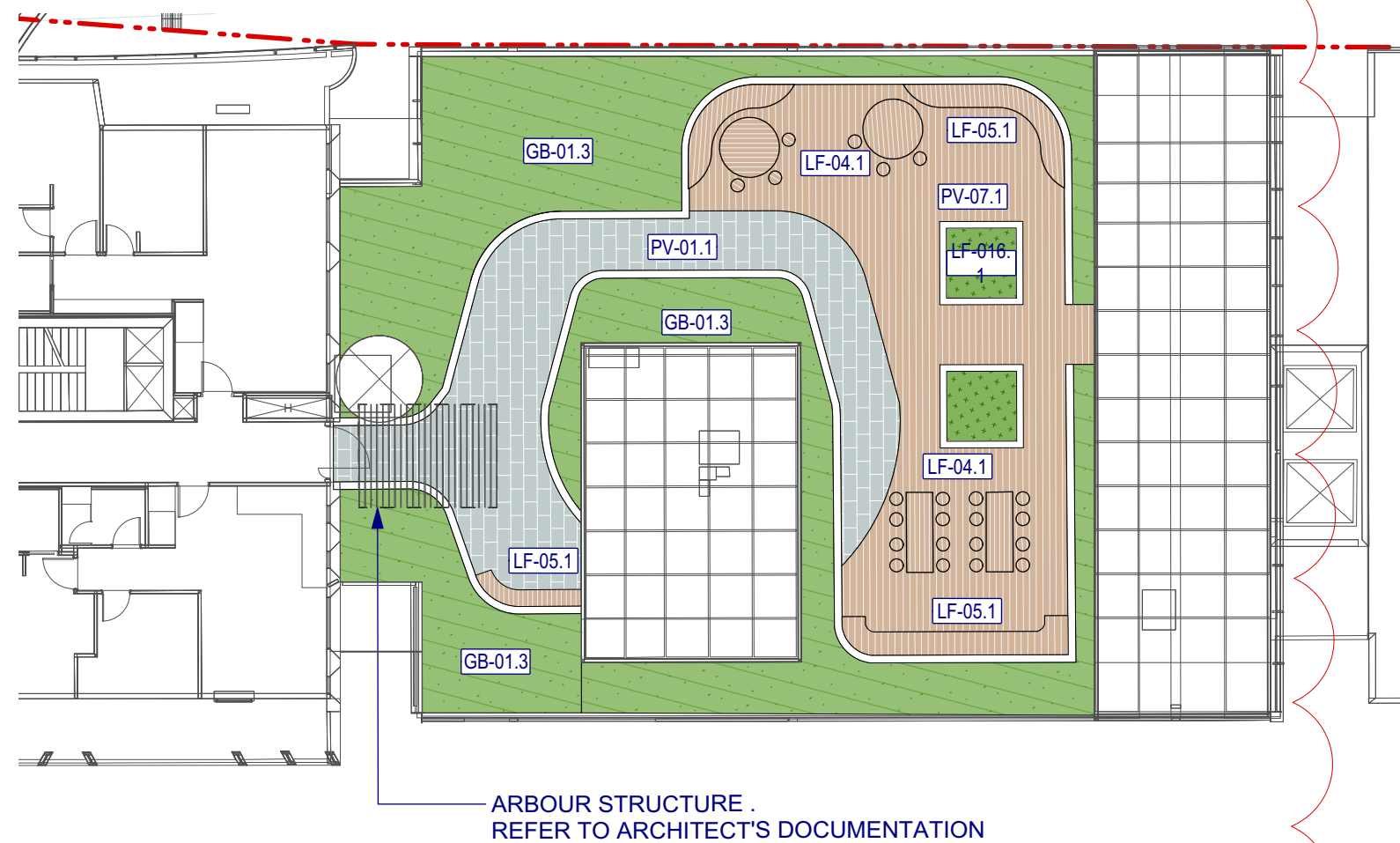
ACONEX REF. NO.	DRAWING NO.	REVISION
-----------------	-------------	----------

TP-LAN-L3-102

09



1 GENERAL ARRANGEMENT PLAN - LEVEL 07 ROOFTOP
1:200 A1



2 GENERAL ARRANGEMENT PLAN - LEVEL 08 ROOFTOP
1:200 A1

NOTES

Check all dimensions and site conditions prior to commencement of any work, the purchasing or ordering of any materials, fitting, plant services or equipment and the fabrication of any components.

Do not scale drawings - refer to figured dimensions only. Any discrepancies shall immediately be referred to the landscape architect for clarification.

All drawings may not be reproduced or distributed without prior permission from the landscape architect.

WARNING



DATE	REV	AMENDMENTS
25/08/2017	01	PLANNING PERMIT LODGEMENT
22/11/2017	02	ISSUED IN RESPONSE TO COUNCIL RFI
20/02/2018	03	ISSUED IN RESPONSE TO COUNCIL RFI
18/11/18	04	UPDATED FOR TOWN PLANNING
3/12/18	05	UPDATED FOR TOWN PLANNING
6/11/20	06	UPDATED FOR DISCUSSION
6/30/20	07	ISSUED FOR S72 AMENDMENTS
7/8/20	08	ISSUED FOR S72 AMENDMENTS
9/6/20	09	ISSUED FOR S72 AMENDMENTS

CONSULTANTS

ASPECT Studios™

ASPECT Studios Pty Ltd
Level 4 / 160 Queen Street
Melbourne VIC 3000
Australia
T 03 9417 6844
F 03 9417 6855
www.aspect-studios.com
aspectmelbourne@aspect-studios.com
ABN 11 120 219 561

MELBOURNE

CLIENT



PROJECT

M18059
THE VILLAGE ALPHINGTON

DRAWING

GENERAL ARRANGEMENT PLAN -
L7&8 - ROOFTOPS

DRAWN CHECKED SCALE A1 | SCALE A3

BG AMP NA NA

STATUS

PRELIMINARY

NOT FOR CONSTRUCTION

ACONEX REF. NO. DRAWING NO. REVISION

TP-LAN-L7-101 09