

THE VILLAGE ALPHINGTON

LANDSCAPE ARCHITECTURAL DRAWINGS

ISSUED IN RESPONSE TO COUNCIL RFI



1 LOCATION PLAN (Source Nearmap.com)
NTS

DRAWING REGISTER

00-001	COVER PAGE, LOCATION PLAN & DRAWING REGISTER	
00-002	OVERALL LEGEND	
00-003	INTERPRETIVE ELEMENTS, FURNITURE & FIXTURES SCHEDULE	
00-101	OVERALL GENERAL ARRANGEMENT PLAN - GROUND & LOWER GROUND LEVEL	
00-102	OVERALL GENERAL ARRANGEMENT PLAN - LEVEL 1	REVISION 03 - INCLUSION OF COURTYARD TREATMENT
00-103	OVERALL GENERAL ARRANGEMENT PLAN - LEVEL 3	
GROUND (THE VILLAGE SQUARE, THE OUTER CIRCLE MEWS, HEIDELBERG ROAD)		
0G-101	GENERAL ARRANGEMENT PLAN - THE VILLAGE SQUARE	REVISION 03 - CLARIFICATION OF POS DIMENSIONS
0G-102	GENERAL ARRANGEMENT PLAN - THE OUTER CIRCLE MEWS	
0G-103	GENERAL ARRANGEMENT PLAN - HEIDELBERG ROAD LOT 2A & 2B	
0G-701	LANDSCAPE SECTIONS - THE VILLAGE SQUARE	
0G-711	LANDSCAPE SECTIONS - THE OUTER CIRCLE MEWS	
0G-721	LANDSCAPE SECTIONS - HEIDELBERG ROAD (1 OF 2)	
0G-722	LANDSCAPE SECTIONS - HEIDELBERG ROAD (2 OF 2)	
LOWER GROUND (ACCESS LANE)		
L0-101	GENERAL ARRANGEMENT PLAN - ACCESS LANE	
L0-701	LANDSCAPE SECTIONS - ACCESS LANE	
LEVEL 1 (THE TERRACE)		
L1-101	GENERAL ARRANGEMENT PLAN - LEVEL 1 THE TERRACE	REVISION 03 - INCLUSION OF COURTYARD TREATMENT
LEVEL 3 (THE PAPER TRAIL GARDENS, RESIDENTIAL GARDENS)		
L3-101	GENERAL ARRANGEMENT PLAN - THE PAPER TRAIL GARDENS	
L3-102	GENERAL ARRANGEMENT PLAN - RESIDENTIAL GARDENS	

NOTES

Check all dimensions and site conditions prior to commencement of any work, the purchasing or ordering of any materials, fitting, plant services or equipment and the fabrication of any components.

Do not scale drawings - refer to figured dimensions only. Any discrepancies shall immediately be referred to the landscape architect for clarification.

All drawings may not be reproduced or distributed without prior permission from the landscape architect.

WARNING

DIAL BEFORE YOU DIG www.1100.com.au

Services shown on this drawing are approximate only. The exact location is to be confirmed on site by contractor prior to commencement of work.

DATE	REV	AMENDMENTS
25/08/2017	01	PLANNING PERMIT LODGEMENT
22/11/2017	02	ISSUED IN RESPONSE TO COUNCIL RFI
20/02/2018	03	ISSUED IN RESPONSE TO COUNCIL RFI

CONSULTANTS

ASPECT Studios™

ASPECT Studios Pty Ltd
Level 1, 30-32 Easey Street
Collingwood VIC 3066
Australia
T 03 9417 6844
F 03 9417 6855
www.aspect.net.au
aspectmelbourne@aspect.net.au
ABN 11 120 219 561

MELBOURNE

CLIENT

ALPHA PARTNERS

PROJECT

M16085
THE VILLAGE ALPHINGTON

DRAWING

Cover Page, Location Plan & Drawing Register

DRAWN CHECKED SCALE A1 | SCALE A3

DN NK NA NA

STATUS

PRELIMINARY





NOT FOR CONSTRUCTION

ACONEX REF. NO. DRAWING NO. REVISION







TP-LAN- 00-001 03

LANDSCAPE LEGEND








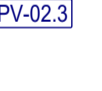




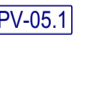



WORK BOUNDARIES

-  NEW EASEMENT BY REED
-  NEW BOUNDARY BY REED
-  PERMIT EXTENT BOUNDARY
-  GTA BOUNDARY PROPOSED

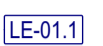
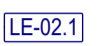





GENERAL

-  ROAD SURFACE WITH LINEMARKING BY OTHERS
-  ASPHALT SURFACE BY OTHERS
-  CONCRETE KERB BY OTHERS
-  SINGLE LANE BICYCLE LANE WITH LINEMARKING BY OTHERS
-  STAIRCASE BALUSTRADE. REFER TO ARCHITECTURAL DOCUMENTATION
-  BUS STOP



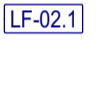





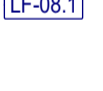












PAVEMENTS & SURFACES

-  PV-01.1 BLUESTONE UNIT PAVER LIGHT VEHICLE GRADE
-  PV-01.2 BLUESTONE CLAD STEPS
-  PV-01.3 CONTRASTING STAIR NOSING
-  PV-01.4 STONE WARNING TGS
-  PV-01.5 BLUESTONE UNIT PAVER - PEDESTRIAN GRADE
-  PV-01.6 BLUESTONE SETTS - VEHICLE GRADE
-  PV-02.1 FEATURE METAL SURFACE INLAY. ALLOWANCE: FOR SITE SALVAGED ARTEFACT INCORP.
-  PV-02.2 FEATURE METAL BENCH. ALLOWANCE: FOR SITE SALVAGED ARTEFACT INCORP.
-  PV-02.3 FEATURE METAL INLAY. ALLOWANCE: FOR SITE SALVAGED ARTEFACT INCORP.
-  PV-03.1 BRICK UNIT PAVER. CUSTOM COLOUR (A) - VEHICLE GRADE
-  PV-03.2 BRICK UNIT PAVER. CUSTOM COLOUR (B) - VEHICLE GRADE
-  PV-03.3 STONE UNIT PAVER. ON PEDESTAL - PEDESTRIAN GRADE
-  PV-03.4 STONE UNIT PAVER. COLOUR TO MATCH INTERIOR TILE - PEDESTRIAN GRADE
-  PV-04.1 CITY OF YARRA STANDARD INSITU CONCRETE PAVING - VEHICLE GRADE
-  PV-05.1 GRANITIC GRAVEL - CEMENT STABILISED
-  PV-06.1 RUBBER SOFTFALL

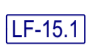
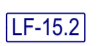



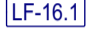




PAVING EDGES, KERBS, WALLS

-  LE-01.1 ALUMINIUM EDGE
-  LE-02.1 LOW KICKRAIL EDGE
-  LW-01.1 BRONZE PLATED STEEL BLADE WALL
-  LW-02.1 300mm WIDE - BLUESTONE CLAD PLANTER WALL
-  LW-02.2 500mm WIDE - INSITU CONCRETE RAISED PLANTER WALL
-  LW-03.1 VARYING WIDTH - SITE SALVAGED BRICK CLAD RAISED PLANTER
-  LW-03.2 VARYING WIDTH - BRICK WITH CONCRETE CAPPING PLANTER WALL









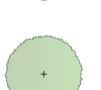

FURNITURE & FIXTURES

-  LF-01.1 TIMBER BENCH / SEAT WITH BACKREST AND ARMREST - 5000mm LENGTH UNIT
-  LF-01.2 TIMBER BENCH / SEAT WITH BACKREST AND ARMREST - 2500mm LENGTH UNIT
-  LF-02.1 TIMBER STACK BENCH WITH STEEL STRAPS - 2200mm LENGTH UNIT
-  LF-03.1 SITE SALVAGED BRICK PLATFORM - 2350mm LENGTH UNIT
-  LF-03.2 SITE SALVAGED BRICK PLATFORM - 1060mm LENGTH UNIT
-  LF-04.1 CUSTOM TIMBER TABLE
-  LF-05.1 CUSTOM PRECINCT FURNITURE SUITE (DESIGN TO BE COLLABORATED WITH GLENMILL)
-  LF-06.1 PROPRIETARY TABLE SETTING FREE STANDING
-  LF-07.1 SALVAGED PAPER ROLLER ELEMENT WITH CLEAR SEALANT
-  LF-08.1 WATER JETS IN STAINLESS STEEL GRATE FLUSH TO PAVEMENT
-  LF-08.3 STAINLESS STEEL ROUND TREE GRATE FLUSH TO PAVEMENT
-  LF-08.3 STAINLESS STEEL SQUARE TREE GRATE FLUSH TO PAVEMENT
-  LF-09.1 STAINLESS STEEL BICYCLE HOOPS
-  LF-10.1 STAINLESS STEEL HANDRAIL WITH LINEAR LED LIGHTING TO UNDERSIDE
-  LF-10.2 STAINLESS STEEL TGS BUTTONS
-  LF-11.1 STAINLESS STEEL BIN ENCLOSURES WITH CUSTOM PATTERN PERFORATIONS
-  LF-11.2 STAINLESS STEEL BINS
-  LF-12.1 DRINKING FOUNTAIN
-  LF-13.1 RETRACTABLE BOLLARD
-  LF-14.1 CUSTOM PATTERNED TRENCH GRATE
-  LF-14.2 SERVICES LIDS REFER TO ENGINEERS DOCUMENTATION NOTE: ALL LIDS TO BE RECESSED WITH PAVING INFILL







FURNITURE & FIXTURES (CONTINUED)

-  LF-15.1 FENCE - STEEL
-  LF-15.2 SECURITY GATE - STEEL
-  LF-15.3 FENCE - TIMBER
-  LF-15.4 SECURITY GATE - TIMBER
-  LF-15.5 STAINLESS STEEL BALUSTRADE REFER TO CIVIL DOCUMENTATION
-  LF-16.1 LIGHTWEIGHT CONCRETE CUSTOM POT
-  LF-17.1 GREENHOUSE
-  LF-18.1 TIMBER AND STEEL FRAMED PLAY TOWER
-  LF-19.1 WOODEN PLAY STEPPING LOGS
-  LF-20.1 2m x 2m WIND SCREEN WITH UP TO 50% POROSITY

SOFTSCAPE SURFACES, MULCHES & TREES

-  GR-01.1 INSTANT TURF - ON GROUND
-  GR-02.1 SYNTHETIC TURF - ON PODIUM
-  GB-01.1 GARDEN BED LOW PLANTING - ORGANIC MULCH - ON GROUND
-  GB-01.2 GARDEN BED - INORGANIC MULCH - ON GROUND
-  GB-01.3 GARDEN BED LOW PLANTING - ORGANIC MULCH - ON PODIUM STRUCTURE
-  GB-01.4 KITCHEN GARDEN PLANTING - ORGANIC MULCH - ON PODIUM STRUCTURE
-  MEDIUM EVERGREEN TREE
-  MEDIUM DECIDUOUS TREE
-  SMALL EVERGREEN TREE IN POT (WITH LOW PLANTING TO BASE)
-  SMALL DECIDUOUS TREE

LIGHTING SERVICES

-  LL-01.1 DOUBLE LIGHT POLE. REFER TO LIGHTING PACKAGES FOR SPECIFICATION
-  LL-01.2 SINGLE LIGHT POLES. REFER TO LIGHTING PACKAGES FOR SPECIFICATION
-  INGROUND LINEAR LED. REFER TO LIGHTING PACKAGES FOR SPECIFICATION
-  FIRE HYDRANT. REFER TO ENGINEER'S DOCUMENTATION FOR SPECIFICATION & LOCATION
-  3P GPO / 3 PHASE POWER. REFER TO ENGINEER'S DOCUMENTATION
-  WATER TAPPING POINT. REFER TO ENGINEER'S DOCUMENTATION

NOTES

Check all dimensions and site conditions prior to commencement of any work, the purchasing or ordering of any materials, fitting, plant services or equipment and the fabrication of any components.

Do not scale drawings - refer to figured dimensions only. Any discrepancies shall immediately be referred to the landscape architect for clarification.

All drawings may not be reproduced or distributed without prior permission from the landscape architect.

WARNING



Services shown on this drawing are approximate only. The exact location is to be confirmed on site by contractor prior to commencement of work.

DATE	REV	AMENDMENTS
25/08/2017	01	PLANNING PERMIT LODGEMENT
22/11/2017	02	ISSUED IN RESPONSE TO COUNCIL RFI

CONSULTANTS

NOTE: REFER TO WAYFINDING PACKAGES FOR SPECIFICATION & LOCATIONS.

ASPECT Studios™

ASPECT Studios Pty Ltd
Level 1, 30-32 Easey Street
Collingwood VIC 3068
Australia
T 03 9417 6844
F 03 9417 6855
www.aspect.net.au
aspectmelbourne@aspect.net.au
ABN 11 120 219 561

MELBOURNE

CLIENT

ALPHA PARTNERS

PROJECT

M16085
THE VILLAGE ALPHINGTON

DRAWING

Overall Legend

DRAWN	CHECKED	SCALE A1 SCALE A3
DN	NK	NA NA

STATUS

PRELIMINARY
NOT FOR CONSTRUCTION

ACONEX REF. NO.	DRAWING NO.	REVISION

TP-LAN- 00-002 02

CODE	DESCRIPTION	SPECIFICATION	SAMPLE IMAGE	INDICATIVE LOCATION	FURNITURE & FIXTURES
PAVEMENTS & SURFACES					FURNITURE & FIXTURES
PV-02.1	FEATURE METAL SURFACE INLAY. ALLOWANCE: FOR SITE SALVAGED ARTEFACT INCORP.	Description: Feature metal surface inlay Material: Bronze plated steel Dimensions: Flush with adjacent surface x nom. 200mm wide x 5mm thick x length as shown on Landscape plans. Allow for transition pieces to connect to handrails to paving insert Slip Resistance Classification: Slip Resistance: P4 or R11 (Anti slip coating) Design Intent: Custom metal inlay connection The Village Square to The Outer Circle Mews. Functions as wayfinding device and interpretive element representing the paper production line - intention to connect into and read a part of handrails, walls and seating elements.		The Village Square The Outer Circle Mews Level 1 The Terrace Level 3 The Paper Trail Gardens	LF-07.1 SALVAGED PAPER ROLLER ELEMENT WITH CLEAR SEALANT Description: Salvaged paper roller element partially submerged into pavement Dimensions: Various sizes high x 4750mm length Finish: Clear sealant and anti graffiti treatment Colour: TBC Features: Sunk max 30% into ground surface Footing: To engineer's requirements Allowance: In poor condition, allow through reconditioning and made safe to relevant Australian Standards. Surface linear LED strip lighting along length
PV-02.2	FEATURE METAL BENCH. ALLOWANCE: FOR SITE SALVAGED ARTEFACT INCORP.	Description: Feature rolled metal bench Material: Bronze plated steel Dimensions: 500mm high x 500mm wide x 12mm thick x length varies Features: Transitions of width from seating height into PV-02.1 FEATURE METAL SURFACE INLAY. ALLOWANCE: FOR SITE SALVAGED ARTEFACT INCORP width happens within vertical movement. Anti slip coating. Support Frame: Concealed galvanised frame. All visible elements to be painted		The Outer Circle Mews Level 3 The Paper Trail Gardens	LF-08.1 WATER JETS IN STAINLESS STEEL GRATE FLUSH TO PAVEMENT Description: Water feature with 6 no. jets in custom stainless steel grate flush to surrounding pavement Overall Dimension: Stainless steel 2800mm DIA Drainage: Allow integrated drainage into feature. Refer Civil Engineer Documentation Slip Resistance Classification: Slip Resistance: P5 or R12 Allowance: To be coordinated with water feature designer. Allowance for minimum 6no. water jets and water pump, filter and tank system
PV-02.3	FEATURE METAL INLAY. ALLOWANCE: FOR SITE SALVAGED ARTEFACT INCORP.	Description: Feature interpretive paving with salvaged material set into paving. Flush to surrounding pavement Material: Bronze plated steel Overall Dimension: Flush with adjacent surface x stainless steel 2800mm DIA x 5mm thick Finish: Allowance for reconditioning with clear weatherproof and trafficable sealant Slip Resistance Classification: Slip Resistance: P4 or R11 Allowance: Salvaged material TBC in Design Development phase		The Village Square	LF-08.2 STAINLESS STEEL ROUND TREE GRATE FLUSH TO PAVEMENT Description: Stainless steel tree grate flush to pavement Dimensions: 1500mm DIA Opening: 600mm DIA. Frame: Stainless steel with finished finish Nominate Product: Claygreen 'Clyde' Allowance: Custom pattern design
PAVING EDGES, KERBS, WALLS					LF-08.3 STAINLESS STEEL SQUARE TREE GRATE FLUSH TO PAVEMENT Description: Stainless steel tree grate flush to pavement Dimensions: 1500mm x 1500mm Opening: 600mm DIA. Frame: Stainless steel with finished finish Nominate Product: Claygreen 'Clyde' Allowance: Custom pattern design
LW-01.1	BRONZE PLATED STEEL BLADE WALL	Description: Bronze plated steel cladding to blockwork retaining wall Dimensions: Typically 600-700mm high x as shown in Landscape plans Fixings: Concealed welded tabs to fixing rails Framing: Steel posts and rails to engineer's requirements Footing: To engineer's requirements Coating: Pigmentless anti-graffiti coated Note: Structure to be confirmed by structural engineer and manufacturer. Bronze plate to be folded over with top capping. No exposed sharp edges Allowance: Heritage interpretation, wayfinding signage, lighting (refer Lighting Engineer Documentation) and integration of site salvaged artefacts into blade wall		The Village Square	LF-09.1 STAINLESS STEEL BICYCLE HOOPS Description: Stainless steel bicycle hoop Dimensions: 800mm length x 750mm high Material: Stainless steel tube, grade 304 rolled Fixing: Bolt down base plate fixed to pavement (surface mounted) Installation: Install at 1000mm CTS, with minimum 800mm clearance from adjacent pathways
FURNITURE & FIXTURES					LF-09.1 STAINLESS STEEL BICYCLE HOOPS Description: Stainless steel bicycle hoop Dimensions: 800mm length x 750mm high Material: Stainless steel tube, grade 304 rolled Fixing: Bolt down base plate fixed to pavement (surface mounted) Installation: Install at 1000mm CTS, with minimum 800mm clearance from adjacent pathways
LF-01.1	TIMBER BENCH / SEAT WITH BACKREST AND ARMREST - 5000mm LENGTH UNIT	Description: Large format timber bench with backrest along 50% of entire length Overall Dimensions: 5000mm length x 1200mm wide x 500mm high Frame: Galvanised steel Feature framing: 75mm wide x 6mm thick galvanised feature straps & armrests Base: Galvanised steel Horizontal Seating Battens: 185mm high x 90mm wide x 8mm spacings Australian Hardwood Backrest Dimension: 490mm high x length varies with 10° recline Vertical Backrest Battens: 90mm high x 185mm (widest) cut with 10° recline x 8mm spacings Australian Hardwood Fixings: Concealed, counter sunk, stainless steel, tamper proof Footing: Sub surface Timber Finish: Pigmentless penetrative oil Allowance: Feature lighting integrated to underneath (refer Lighting Engineer documentation)		The Village Square Level 1 The Terrace	LF-10.1 STAINLESS STEEL HANDRAIL WITH LINEAR LED TO UNDERSIDE Description: Stainless steel handrail with internal lighting Handrail Dimensions: 48mm Dia. x 2mm thick, 1100mm high Material: 304 Stainless steel Finish: Linished finish Lighting: Allowance for Linear LED Lighting inside of handrail Fixing: Concealed fixings (sub-surface)
LF-01.2	TIMBER BENCH / SEAT WITH BACKREST AND ARMREST - LENGTH 2500mm UNIT	Description: Large format timber bench with backrest along 50% of entire length Overall Dimensions: 2500mm length x 1200mm wide x 500mm high Frame: Galvanised steel Feature framing: 75mm wide x 6mm thick galvanised feature straps & armrests Base: Galvanised steel Horizontal Seating Battens: 185mm high x 90mm wide x 8mm spacings Australian Hardwood Backrest Dimension: 490mm high x length varies with 10° recline Vertical Backrest Battens: 90mm high x 185mm (widest) cut with 10° recline x 8mm spacings Australian Hardwood Fixings: Concealed, counter sunk, stainless steel, tamper proof Footing: Sub surface Timber Finish: Pigmentless penetrative oil Allowance: Feature lighting integrated to underneath (refer Lighting Engineer documentation)		Level 1 The Terrace	LF-10.2 STAINLESS STEEL TGSII BUTTONS Description: Stainless steel tactile ground surface indicator buttons Dimensions: 35mm dia. x 4.5mm high approx.; conforming with AS 1428 Product: DTAC 'Stainless Classic' Material: 316 marine grade solid stainless steel surround - smooth finish Slip Resistance & Luminance Test Classifications: Wet Pendulum Test Mean BPN: 51W(MEDIUM); Oil-Wet Ramp Test 29.7 Degrees R12(M). Luminance Value Mean Wet Value 3.20; Mean Dry Value 4.01 Requirement: Discrete Stainless Steel Tactile require a 60% luminance contrast with that of its surrounding substrates to achieve compliance with AS 14528.4
LF-02.1	TIMBER STACK BENCH WITH STEEL STRAPS - 2200mm LENGTH UNIT	Description: Large format timber stack bench with steel straps - 2200mm unit Dimensions: 2200mm length x 1000mm wide x 500mm high Frame: Galvanised steel Feature framing: 75mm wide x 6mm thick galvanised feature straps Seating Battens: 185mm high x 90mm wide x 8mm spacings Australian Hardwood Fixings: Concealed, counter sunk, stainless steel, tamper proof Footing: Sub surface Timber Finish: Pigmentless penetrative oil Allowance: Feature lighting integrated to underneath (refer Lighting Engineer documentation)		The Outer Circle Mews	LF-11.1 STAINLESS STEEL BIN ENCLOSURES WITH CUSTOM PATTERN PERFORATIONS Description: 1No. rubbish & 1No. recycling bin enclosures (set) Capacity: Accommodates 120L bin Material: Enclosure: Stainless steel Finish: Dulux powder coated colour: black Nominate product: 'Flight' bin enclosure by Street and Garden Fixing: Bolt down base plate fixed to pavement with spacers to level out enclosure
LF-03.1	SITE SALVAGED BRICK PLATFORM - 2350mm LENGTH UNIT	Description: Site salvaged recycled brick platform - 2350mm unit Dimensions: 2350mm length x 1030mm wide x 480mm high Brick work size: 230mm length x 110mm wide x 76mm high Installation Pattern: 'Stretcher Bond' with long sides horizontal on wall Footing: To engineer's requirements Allowance: 5mm thick steel plate fixed to narrow ends with allowance for incorporated site salvaged artefacts		The Outer Circle Mews	LF-11.2 STAINLESS STEEL BINS Description: 1No. rubbish bin & 1No. recycling bin with removable cover (set) Material: hot-dip galvanized steel Nominate Product: Ewo 'WR21' Capacity: 40L Fixing: Buried hot-dip galvanized base/flange plate Finish: polyester powder coating (DB 703). Allowance: LED lighting unit in aluminium
LF-03.2	SITE SALVAGED BRICK PLATFORM - 1060mm LENGTH UNIT	Description: Site salvaged recycled brick platform - 1060mm unit Dimensions: 1060mm length x 1030mm wide x 480mm high Brick work size: 230mm length x 110mm wide x 76mm high Installation Pattern: 'Stretcher Bond' with long sides horizontal on wall Footing: To engineer's requirements Allowance: 5mm thick steel plate fixed to narrow ends with allowance for incorporated site salvaged artefacts		The Outer Circle Mews	LF-12.1 DRINKING FOUNTAIN Description: Stainless steel drinking fountain with powdercoated body Material: Stainless steel Finish: Dulux powder coated colour: black Features: Wheelchair accessible; Drinking spout; Bottle refill spout; Water filter: Dog bowl. Nominate product: 'Flight' drinking fountain by Street and Garden
LF-04.1	CUSTOM TIMBER TABLE	Description: Custom curved timber table Dimensions: As shown length x 1000mm wide x 760mm high Frame: Stainless steel with finished finish Table Top Battens: Steam bent 90mm high x 45mm wide x 8mm spacings Australian Hardwood Table Top Radius: 3500mm (outer) 2500mm (inner) Fixings: Concealed, counter sunk, stainless steel, tamper proof Timber Finish: Pigmentless oil Footing: To engineer's requirements		Level 3 The Paper Trail Gardens	LF-13.1 RETRACTABLE BOLLARD Description: Mechanical retractable bollard Manual assisted lift retractable bollards Material: Stainless steel tube, grade 304 rolled. Powder body Nominate Product: LEDA Manual assisted lift retractable bollard 'MRBSG' Finish: Dulux powder coated colour: black Dimensions: 900mm high x 150mm (D), 1500mm CTS
LF-05.1	CUSTOM PRECINCT FURNITURE SUITE (DESIGN IN COLLABORATION WITH GLENVILL)	Description: Stainless steel bench / seat with timber battens Dimensions: 2000mm length x 700mm wide x 500mm high Frame: Stainless steel Feature framing: 75mm wide x 6mm thick galvanised feature straps & armrests Base: Stainless steel Horizontal Seating Battens: 185mm high x 90mm wide x 8mm spacings Australian Hardwood Backrest Dimension: 490mm high x length varies with 10° recline Vertical Backrest Battens: 90mm high x 185mm (widest) cut with 10° recline x 8mm spacings Australian Hardwood Fixings: Concealed, counter sunk, stainless steel, tamper proof Timber Finish: Pigmentless penetrative oil	NO IMAGE	Access Lane Heidelberg Road	LF-14.1 CUSTOM PATTERN GRATED TRENCH Description: Custom pattern grated trench Dimensions: Refer to civil documentation Frame: Ductile iron Nominate Product: ACCO 'Freestyle' grate Allowance: Custom pattern design
LF-06.1	PROPRIETARY TABLE SETTING FREESTANDING	Description: Round table with 4No. dining chairs Colour: 'Black ace' powdercoated steel Product: Jardin 'Riley RL80' round table with Jardin 'Lionel LN49' dining chairs Fixing: Loose		The Village Square Level 1 The Terrace Level 3 The Paper Trail Gardens Level 3 Residential Gardens	LF-14.2 SERVICE LIDS Description: Custom pattern square graded service pit lids Dimensions: Refer to civil documentation Note: Refer Service Engineer's documentation. All lids to be recessed in with paving inside

REVISION 02 - INCLUSION OF SCHEDULE

DATE	REV	AMENDMENTS
25/08/2017	01	PLANNING PERMIT LODGEMENT
22/11/2017	02	ISSUED IN RESPONSE TO COUNCIL RFI

NOTE: SELECTION SCHEDULES PROVIDED ARE REPRESENTATIVE OF QUALITY, INTERPRETIVE ELEMENTS, FINISHES, FURNITURE & FIXTURES ARE SUBJECT TO FURTHER DESIGN DEVELOPMENT POST TOWN PLANNING.

ASPECT Studios™
 ASPECT Studios Pty Ltd
 Level 1, 30-32 Eassey Street
 Collingwood VIC 3068
 Australia
 T 03 9417 6844
 F 03 9417 6855
 www.aspect.net.au
 aspectmelbourne@aspect.net.au
 ABN 11 120 219 561

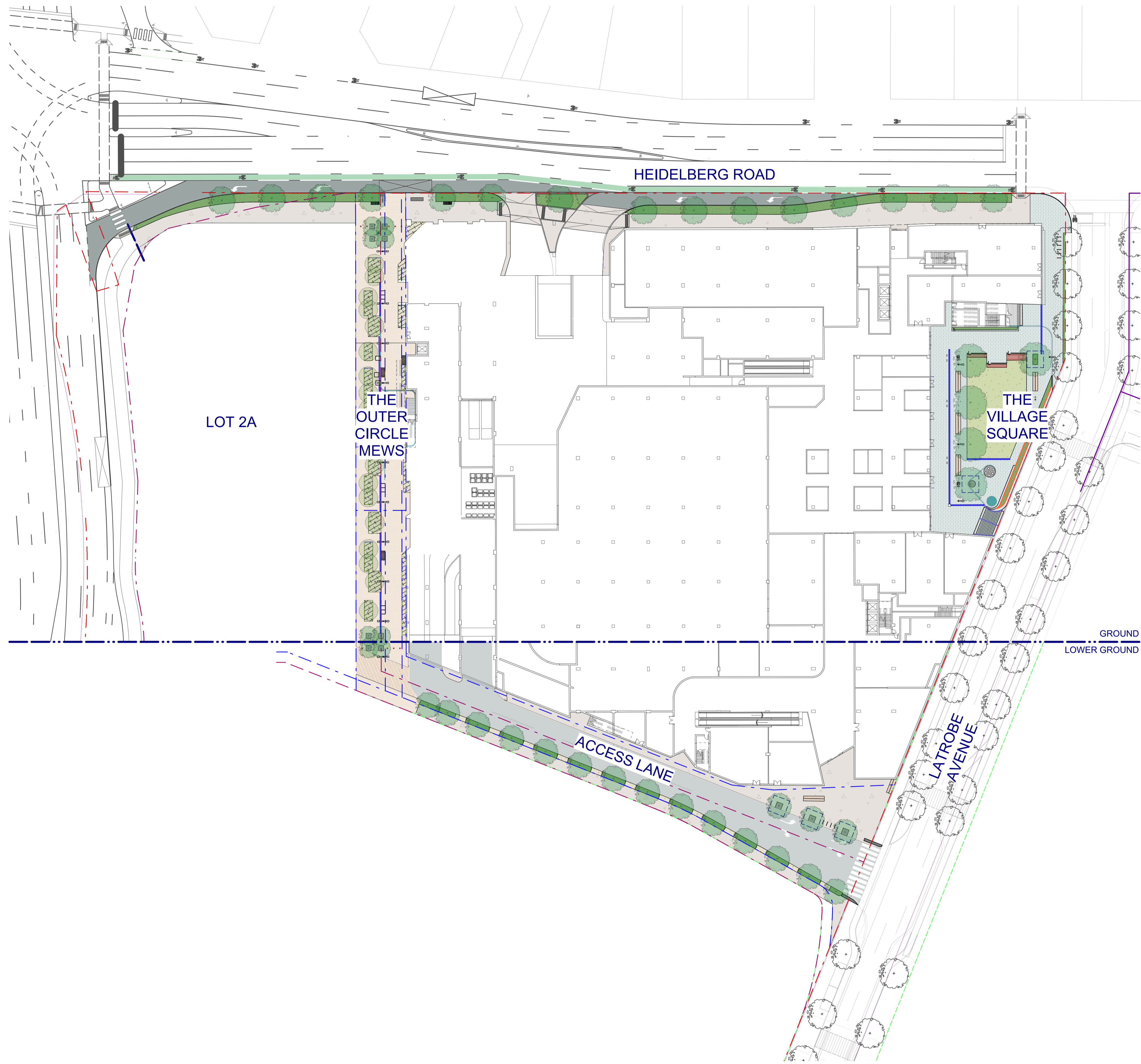
ALPHA PARTNERS

PROJECT
M16085
THE VILLAGE ALPHINGTON

DRAWING
Interpretive Elements, Furnitures & Fixtures Schedule

DRAWN	CHECKED	SCALE A1 SCALE A3
BC	NK	NA NA

STATUS
PRELIMINARY
 NOT FOR CONSTRUCTION



NOTES

Check all dimensions and site conditions prior to commencement of any work, the purchasing or ordering of any materials, fitting, plant services or equipment and the fabrication of any components.

Do not scale drawings - refer to figured dimensions only. Any discrepancies shall immediately be referred to the landscape architect for clarification.

All drawings may not be reproduced or distributed without prior permission from the landscape architect.

WARNING

DIAL BEFORE YOU DIG www.1100.com.au

Services shown on this drawing are approximate only. The exact location is to be confirmed on site by contractor prior to commencement of work.

DATE	REV	AMENDMENTS
25/08/2017	01	PLANNING PERMIT LODGEMENT
22/11/2017	02	ISSUED IN RESPONSE TO COUNCIL RFI

CONSULTANTS

ASPECT Studios™
 ASPECT Studios Pty Ltd
 Level 1, 30-32 Easey Street
 Collingwood VIC 3066
 Australia
 T 03 9417 6844
 F 03 9417 6855
 www.aspect.net.au
 aspectmelbourne@aspect.net.au
 ABN 11 120 219 561

MELBOURNE

CLIENT

ALPHA PARTNERS

PROJECT
 M16085
 THE VILLAGE ALPHINGTON

DRAWING
 Overall General Arrangement Plan -
 Ground & Lower Ground Level

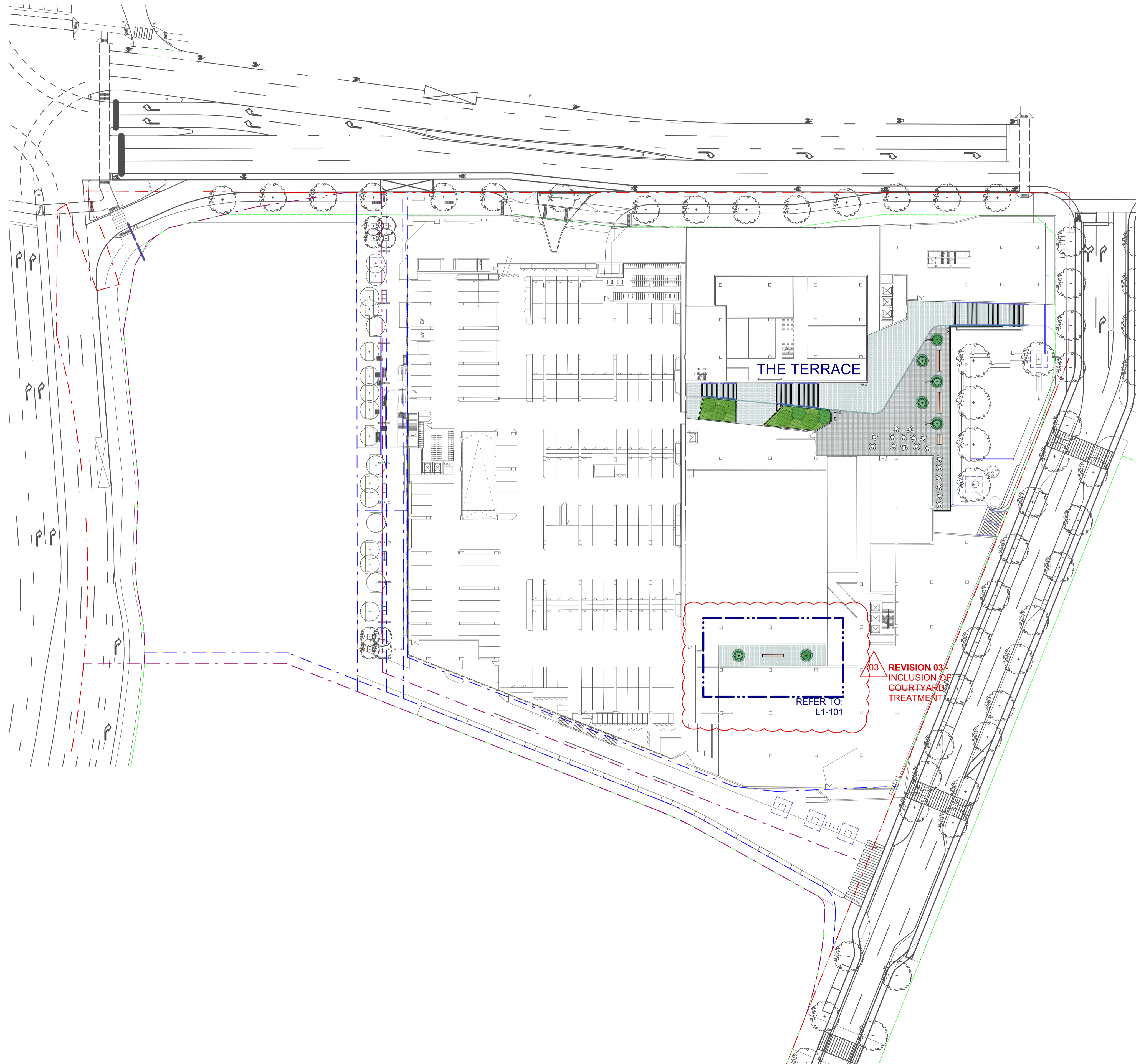
DRAWN	CHECKED	SCALE A1 SCALE A3
DN	NK	1:500 1:1000

STATUS
PRELIMINARY
 NOT FOR CONSTRUCTION

ACONEX REF. NO.	DRAWING NO.	REVISION

TP-LAN- 00-101 02

1 OVERALL GENERAL ARRANGEMENT PLAN - GROUND & LOWER GROUND LEVEL
 1:500 @A1 / 1:1000 @A3



NOTES

Check all dimensions and site conditions prior to commencement of any work, the purchasing or ordering of any materials, fitting, plant services or equipment and the fabrication of any components.

Do not scale drawings - refer to figured dimensions only. Any discrepancies shall immediately be referred to the landscape architect for clarification.

All drawings may not be reproduced or distributed without prior permission from the landscape architect.

WARNING

 Services shown on this drawing are approximate only. The exact location is to be confirmed on site by contractor prior to commencement of work.

DATE	REV	AMENDMENTS
25/08/2017	01	PLANNING PERMIT LODGEMENT
22/11/2017	02	ISSUED IN RESPONSE TO COUNCIL RFI
20/02/2018	03	ISSUED IN RESPONSE TO COUNCIL RFI

CONSULTANTS

ASPECT Studios™
 ASPECT Studios Pty Ltd
 Level 1, 30-32 Easey Street
 Collingwood VIC 3066
 Australia
 T 03 9417 6844
 F 03 9417 6855
 www.aspect.net.au
 aspectmelbourne@aspect.net.au
 ABN 11 120 219 561

MELBOURNE

CLIENT

ALPHA PARTNERS

PROJECT

M16085
 THE VILLAGE ALPHINGTON

DRAWING

Overall General Arrangement Plan - Level 1

DRAWN	CHECKED	SCALE A1 SCALE A3
DN	NK	1:500 1:1000

STATUS

PRELIMINARY
 NOT FOR CONSTRUCTION

ACONEX REF. NO. DRAWING NO. REVISION

TP-LAN- 00-102 03



NOTES

Check all dimensions and site conditions prior to commencement of any work, the purchasing or ordering of any materials, fitting, plant services or equipment and the fabrication of any components.

Do not scale drawings - refer to figured dimensions only. Any discrepancies shall immediately be referred to the landscape architect for clarification.

All drawings may not be reproduced or distributed without prior permission from the landscape architect.

WARNING

 Services shown on this drawing are approximate only. The exact location is to be confirmed on site by contractor prior to commencement of work.

DATE	REV	AMENDMENTS
25/08/2017	01	PLANNING PERMIT LODGEMENT
22/11/2017	02	ISSUED IN RESPONSE TO COUNCIL RFI

CONSULTANTS

ASPECT Studios™
 ASPECT Studios Pty Ltd
 Level 1, 30-32 Easey Street
 Collingwood VIC 3066
 Australia
 T 03 9417 6844
 F 03 9417 6855
 www.aspect.net.au
 aspectmelbourne@aspect.net.au
 ABN 11 120 219 561

MELBOURNE

CLIENT

ALPHA PARTNERS

PROJECT

M16085
 THE VILLAGE ALPHINGTON

DRAWING

Overall General Arrangement Plan - Level 3

DRAWN	CHECKED	SCALE A1 SCALE A3
DN	NK	1:500 1:1000

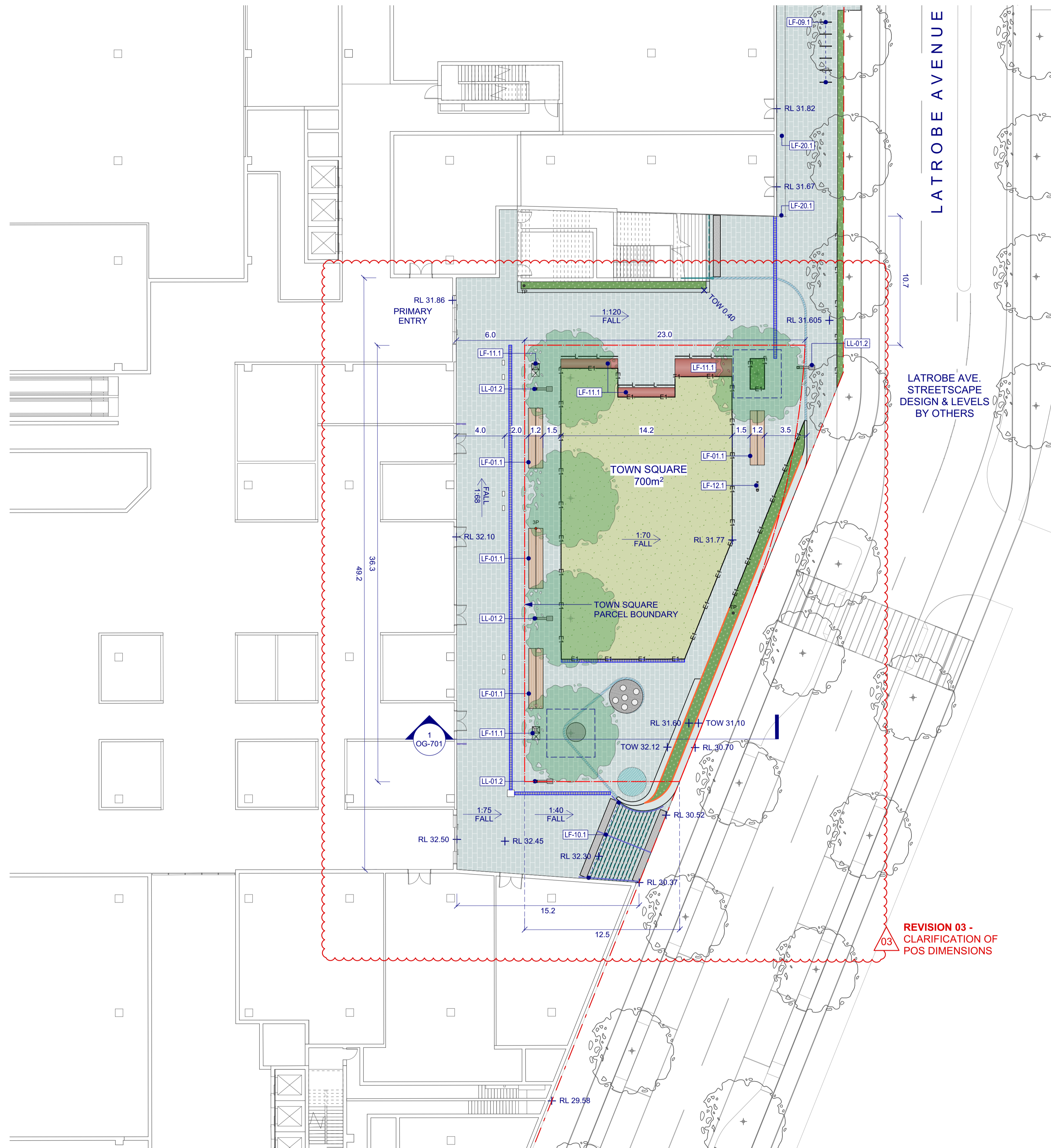
STATUS

PRELIMINARY
 NOT FOR CONSTRUCTION

ACONEX REF. NO.	DRAWING NO.	REVISION

TP-LAN- 00-103 02

1 OVERALL GENERAL ARRANGEMENT PLAN - LEVEL 3
 1:500 @A1 / 1:1000 @A3



NOTES

Check all dimensions and site conditions prior to commencement of any work, the purchasing or ordering of any materials, fitting, plant services or equipment and the fabrication of any components.

Do not scale drawings - refer to figured dimensions only. Any discrepancies shall immediately be referred to the landscape architect for clarification.

All drawings may not be reproduced or distributed without prior permission from the landscape architect.

WARNING

 Services shown on this drawing are approximate only. The exact location is to be confirmed on site by contractor prior to commencement of work.

DATE	REV	AMENDMENTS
25/08/2017	01	PLANNING PERMIT LODGEMENT
22/11/2017	02	ISSUED IN RESPONSE TO COUNCIL RFI
20/02/2018	03	ISSUED IN RESPONSE TP COUNCIL RFI

CONSULTANTS

NOTE:
LEVELS SUBJECT TO FURTHER DETAIL DESIGN BY REED CIVIL & RELEVANT STATUTORY AUTHORITIES

ASPECT Studios™
 ASPECT Studios Pty Ltd
 Level 1, 30-32 Easey Street
 Collingwood VIC 3066
 Australia
 T 03 9417 6844
 F 03 9417 6855
 www.aspect.net.au
 aspectmelbourne@aspect.net.au
 ABN 11 120 219 561

MELBOURNE

CLIENT

ALPHA PARTNERS

PROJECT
M16085
THE VILLAGE ALPHINGTON

DRAWING
General Arrangement Plan - The Village Square

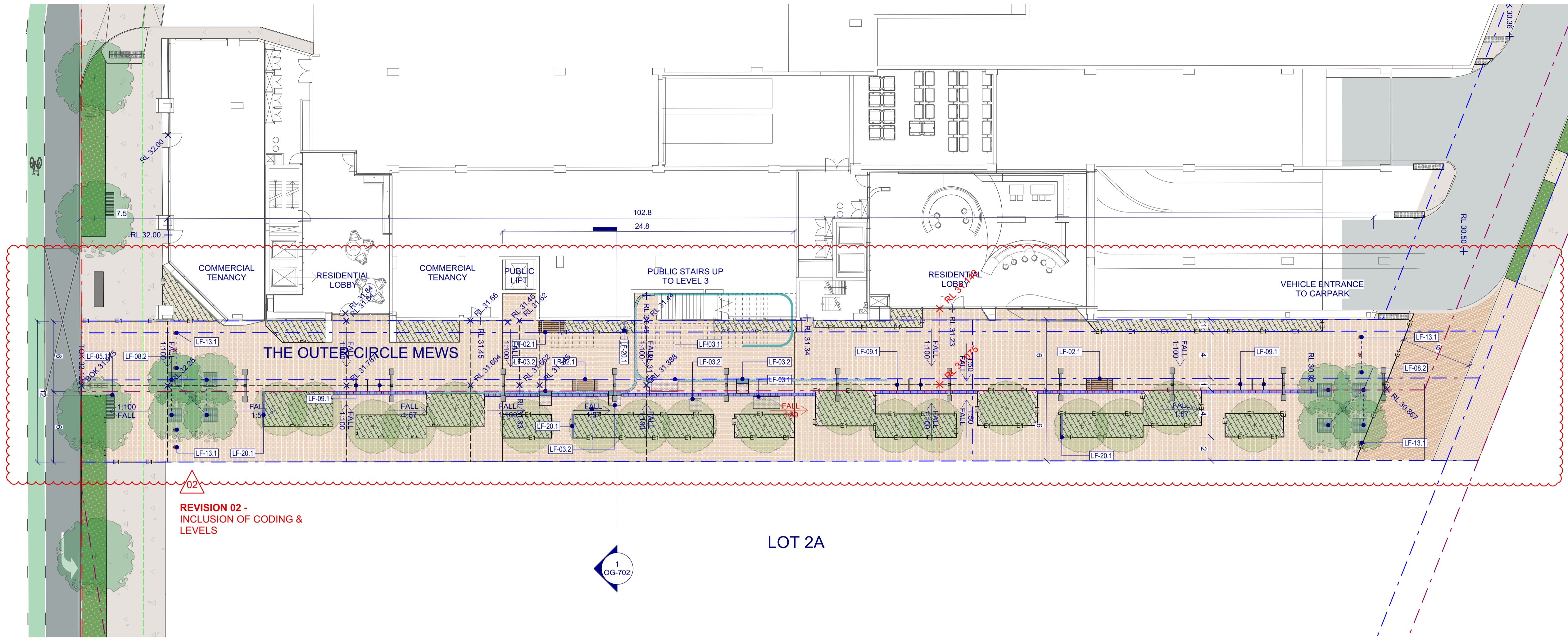
DRAWN: DN CHECKED: NK SCALE A1 | SCALE A3
 1:200 1:400

STATUS

PRELIMINARY
 NOT FOR CONSTRUCTION

ACONEX REF. NO. DRAWING NO. REVISION

TP-LAN- OG-101 03



**REVISION 02 -
INCLUSION OF CODING &
LEVELS**

LOT 2A

1 GENERAL ARRANGEMENT PLAN - THE OUTER CIRCLE MEWS
1:200 @A1 / 1:400 @A3

NOTES
Check all dimensions and site conditions prior to commencement of any work, the purchasing or ordering of any materials, fitting, plant services or equipment and the fabrication of any components.
Do not scale drawings - refer to figured dimensions only. Any discrepancies shall immediately be referred to the landscape architect for clarification.
All drawings may not be reproduced or distributed without prior permission from the landscape architect.

WARNING
 Services shown on this drawing are approximate only. The exact location is to be confirmed on site by contractor prior to commencement of work.

DATE	REV	AMENDMENTS
25/08/2017	01	PLANNING PERMIT LODGEMENT
22/11/2017	02	ISSUED IN RESPONSE TO COUNCIL RFI

CONSULTANTS
NOTE:
LEVELS SUBJECT TO FURTHER DETAIL DESIGN BY REED CIVIL & RELEVANT STATUTORY AUTHORITIES

ASPECT Studios™
ASPECT Studios Pty Ltd
Level 1, 30-32 Easey Street
Collingwood VIC 3066
Australia
T 03 9417 6844
F 03 9417 6855
www.aspect.net.au
aspectmelbourne@aspect.net.au
ABN 11 120 219 561

MELBOURNE

CLIENT

ALPHA PARTNERS

PROJECT
M16085
THE VILLAGE ALPHINGTON

DRAWING
General Arrangement Plan - The Outer Circle Mews

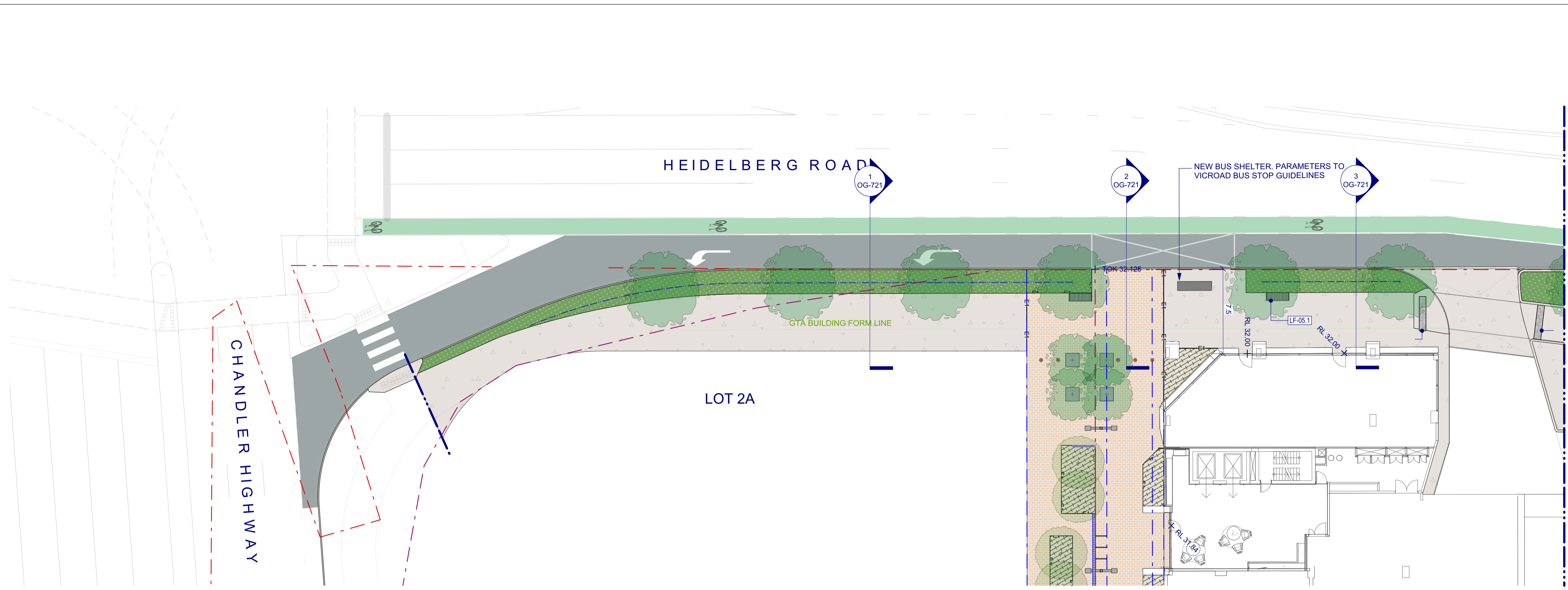
DRAWN CHECKED SCALE A1 | SCALE A3
DN NK 1:200 1:400

STATUS

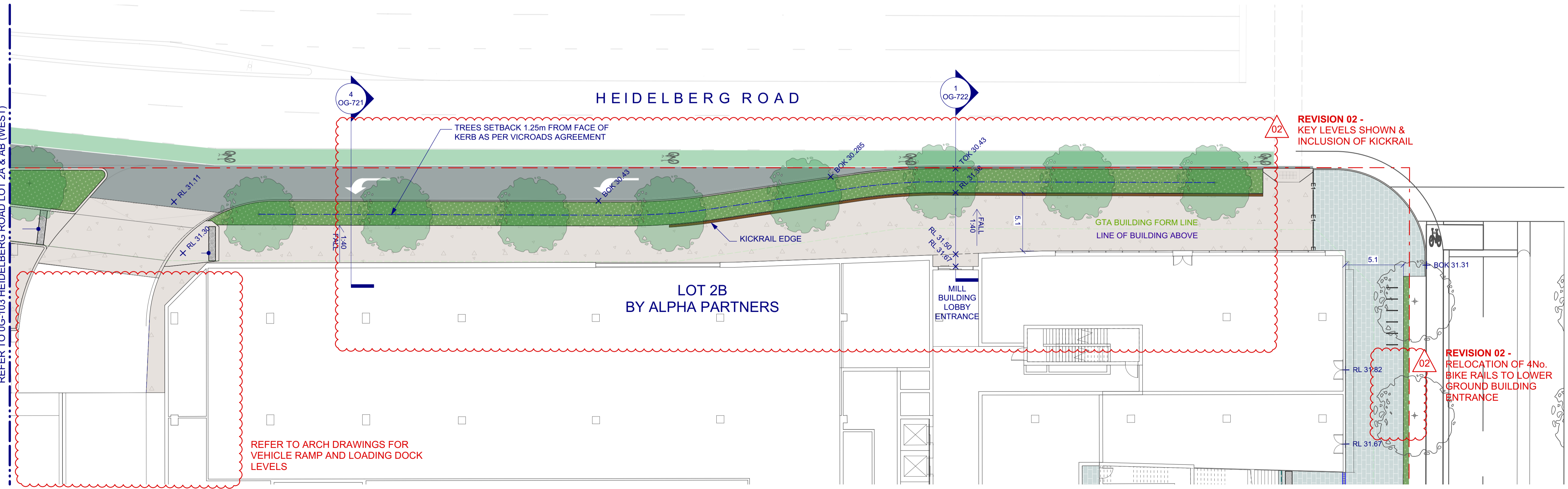
PRELIMINARY
NOT FOR CONSTRUCTION

ACONEX REF. NO. DRAWING NO. REVISION

TP-LAN-0G-102 02



1 GENERAL ARRANGEMENT PLAN - HEIDELBERG ROAD LOT 2A & AB (WEST)
1:200 @A1 / 1:400 @A3



2 GENERAL ARRANGEMENT PLAN - HEIDELBERG ROAD LOT 2A & AB (EAST)
1:200 @A1 / 1:400 @A3

NOTES
Check all dimensions and site conditions prior to commencement of any work, the purchasing or ordering of any materials, fitting, plant services or equipment and the fabrication of any components.
Do not scale drawings - refer to figured dimensions only. Any discrepancies shall immediately be referred to the landscape architect for clarification.
All drawings may not be reproduced or distributed without prior permission from the landscape architect.

WARNING
DIAL BEFORE YOU DIG
www.1100.com.au
Services shown on this drawing are approximate only. The exact location is to be confirmed on site by contractor prior to commencement of work.

DATE	REV	AMENDMENTS
25/08/2017	01	PLANNING PERMIT LODGEMENT
22/11/2017	02	ISSUED IN RESPONSE TO COUNCIL RFI

CONSULTANTS
NOTE:
LEVELS SUBJECT TO FURTHER DETAIL DESIGN BY REED CIVIL & RELEVANT STATUTORY AUTHORITIES

ASPECT Studios™
ASPECT Studios Pty Ltd
Level 1, 30-32 Eassey Street
Collingwood VIC 3066
Australia
T 03 9417 6844
F 03 9417 6855
www.aspect.net.au
aspectmelbourne@aspect.net.au
ABN 11 120 219 561

MELBOURNE

CLIENT
ALPHA PARTNERS

PROJECT
M16085
THE VILLAGE ALPHINGTON

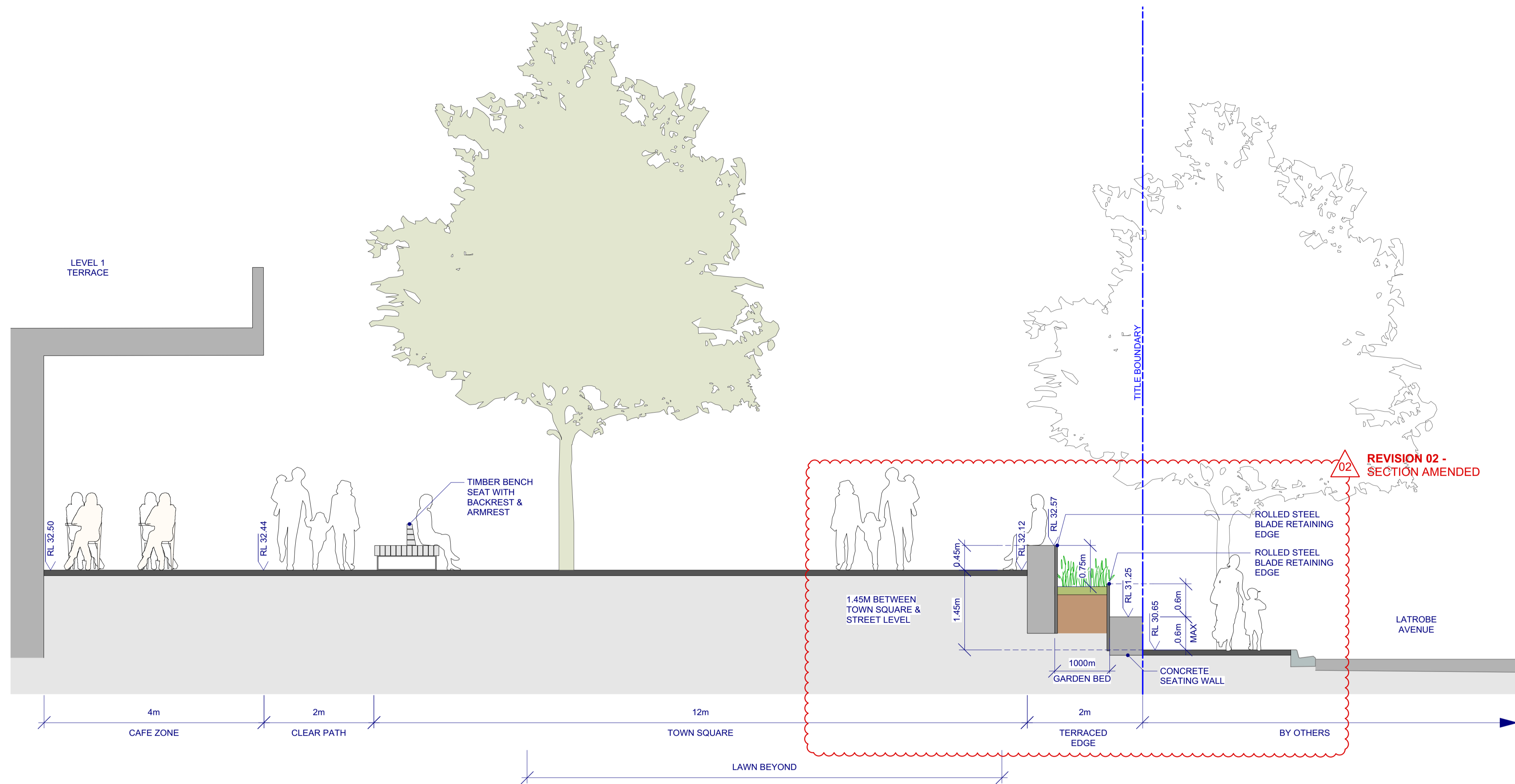
DRAWING
General Arrangement Plan - Heidelberg Road Lot 2A & 2B

DRAWN	CHECKED	SCALE A1 SCALE A3
DN	NK	1:200 1:400

STATUS
PRELIMINARY
NOT FOR CONSTRUCTION

ACONEX REF. NO.	DRAWING NO.	REVISION

TP-LAN- OG-103 02



1 VILLAGE SQUARE SECTION
1:50 @A1 / 1:100 @A3



ILLUSTRATIVE 3D IMAGE: BIRD'S EYE VIEW OF THE VILLAGE SQUARE

NOTES
Check all dimensions and site conditions prior to commencement of any work, the purchasing or ordering of any materials, fitting, plant services or equipment and the fabrication of any components.
Do not scale drawings - refer to figured dimensions only. Any discrepancies shall immediately be referred to the landscape architect for clarification.
All drawings may not be reproduced or distributed without prior permission from the landscape architect.

WARNING
 Services shown on this drawing are approximate only. The exact location is to be confirmed on site by contractor prior to commencement of work.

DATE	REV	AMENDMENTS
25/08/2017	01	PLANNING PERMIT LODGEMENT
22/11/2017	02	ISSUED IN RESPONSE TO COUNCIL RFI

CONSULTANTS
NOTE:
LEVELS SUBJECT TO FURTHER DETAIL DESIGN BY REED CIVIL & RELEVANT STATUTORY AUTHORITIES

ASPECT Studios™
ASPECT Studios Pty Ltd
Level 1, 30-32 Easey Street
Collingwood VIC 3066
Australia
T 03 9417 6844
F 03 9417 6855
www.aspect.net.au
aspectmelbourne@aspect.net.au
ABN 11 120 219 561

MELBOURNE

CLIENT

ALPHA PARTNERS

PROJECT
M16085
THE VILLAGE ALPHINGTON

DRAWING
Sections - The Village Square

DRAWN	CHECKED	SCALE A1 SCALE A3
DN	NK	1:50 1:100

STATUS
PRELIMINARY
NOT FOR CONSTRUCTION

ACONEX REF. NO. DRAWING NO. REVISION
TP-LAN-0G-701 02

NOTES

Check all dimensions and site conditions prior to commencement of any work, the purchasing or ordering of any materials, fitting, plant services or equipment and the fabrication of any components.

Do not scale drawings - refer to figured dimensions only. Any discrepancies shall immediately be referred to the landscape architect for clarification.

All drawings may not be reproduced or distributed without prior permission from the landscape architect.

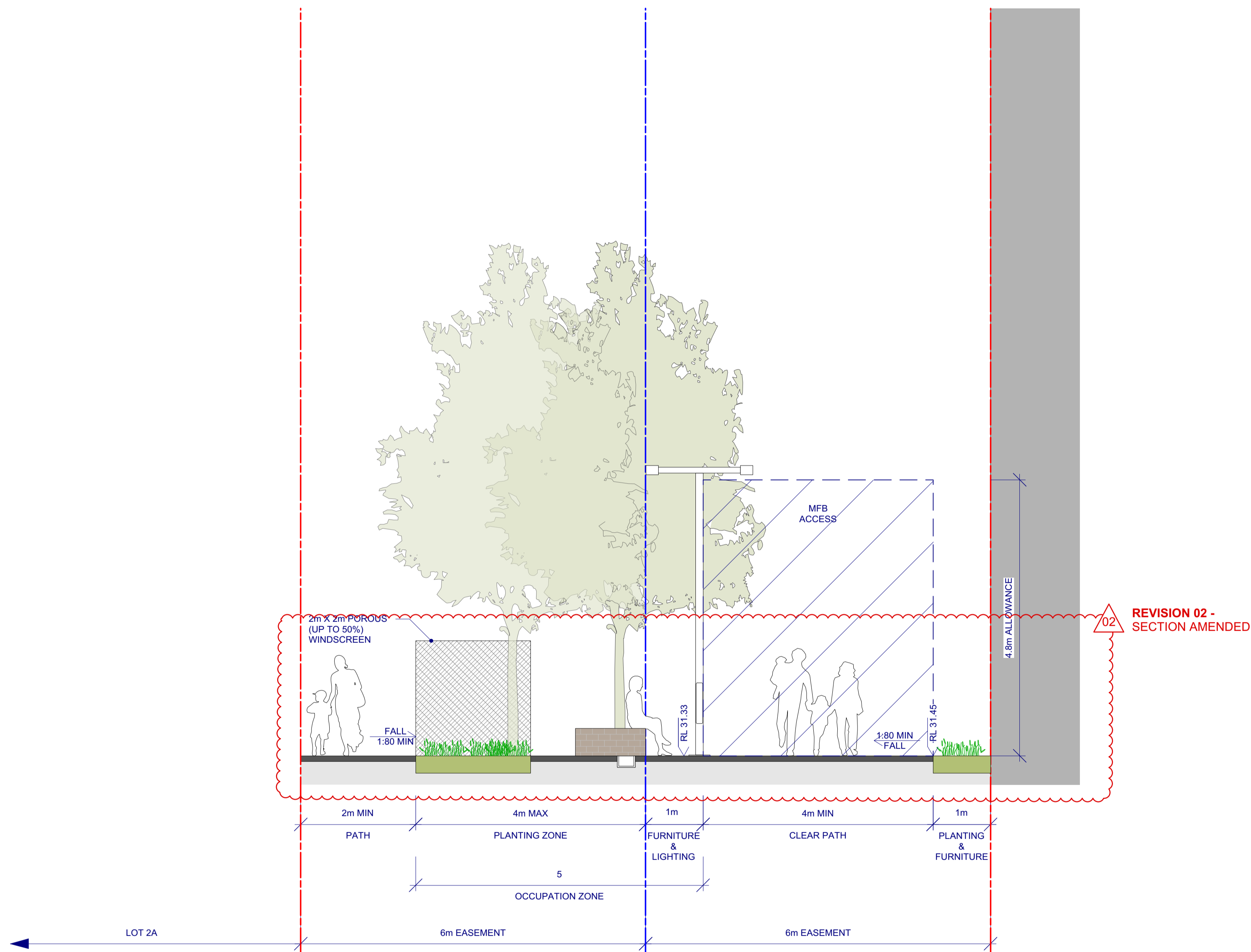
WARNING

 Services shown on this drawing are approximate only. The exact location is to be confirmed on site by contractor prior to commencement of work.

DATE	REV	AMENDMENTS
25/08/2017	01	PLANNING PERMIT LODGEMENT
22/11/2017	02	ISSUED IN RESPONSE TO COUNCIL RFI

CONSULTANTS

NOTE:
LEVELS SUBJECT TO FURTHER DETAIL DESIGN BY REED CIVIL & RELEVANT STATUTORY AUTHORITIES



1 OUTER CIRCLE MEWS TYPICAL SECTION
1:50 @A1 / 1:100 @A3

ASPECT Studios™
ASPECT Studios Pty Ltd
Level 1, 30-32 Eassey Street
Collingwood VIC 3066
Australia
T 03 9417 6844
F 03 9417 6855
www.aspect.net.au
aspectmelbourne@aspect.net.au
ABN 11 120 219 561

MELBOURNE

CLIENT

ALPHA PARTNERS

PROJECT
M16085
THE VILLAGE ALPHINGTON

DRAWING
Sections - The Outer Circle Mews

DRAWN	CHECKED	SCALE A1 SCALE A3
DN	NK	1:50 1:100

STATUS

PRELIMINARY
NOT FOR CONSTRUCTION

ACONEX REF. NO.	DRAWING NO.	REVISION

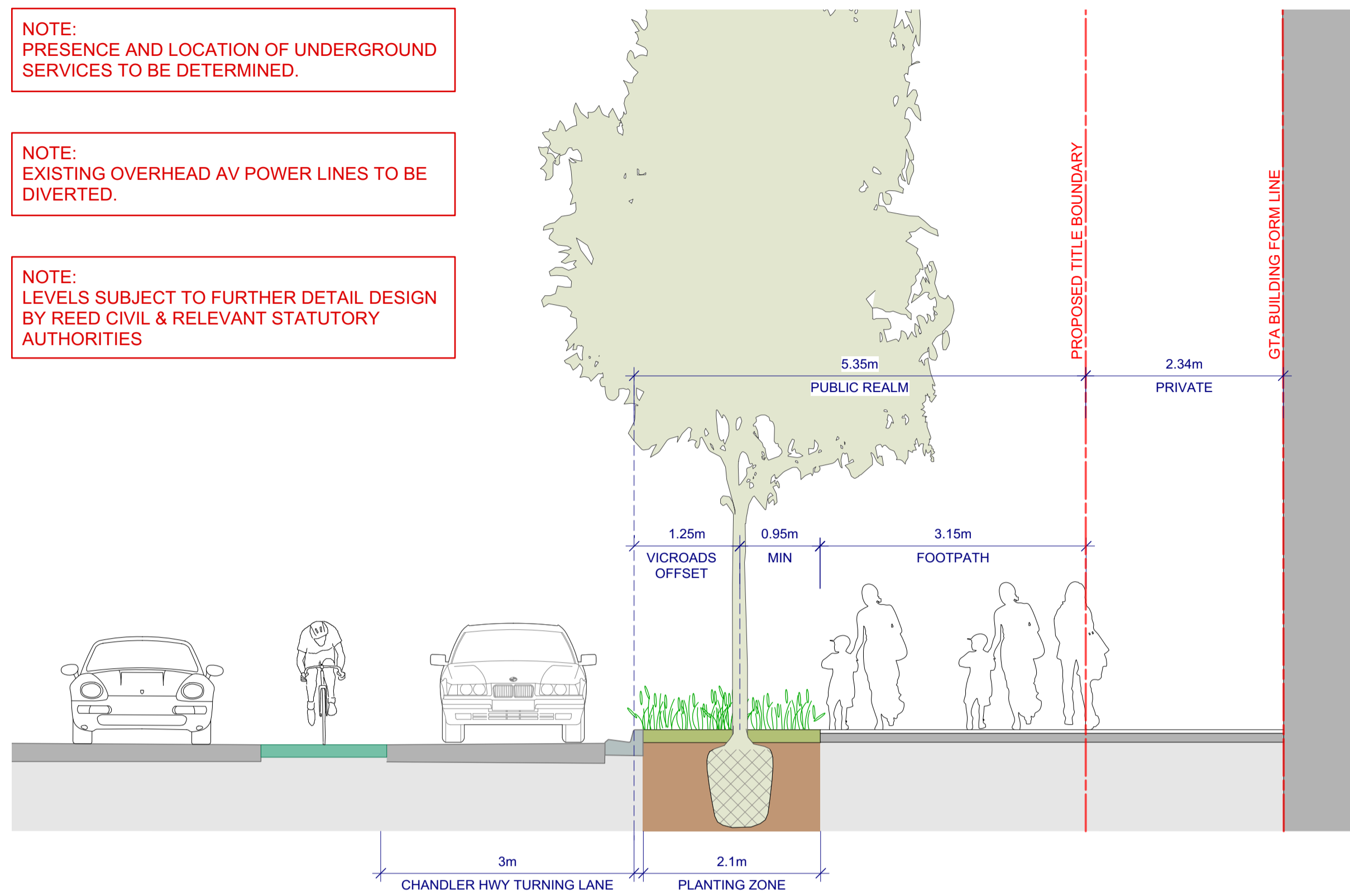
TP-LAN- 0G-711 02

NOTE:
TREE SPECIES TO SATISFACTION OF CITY OF YARRA

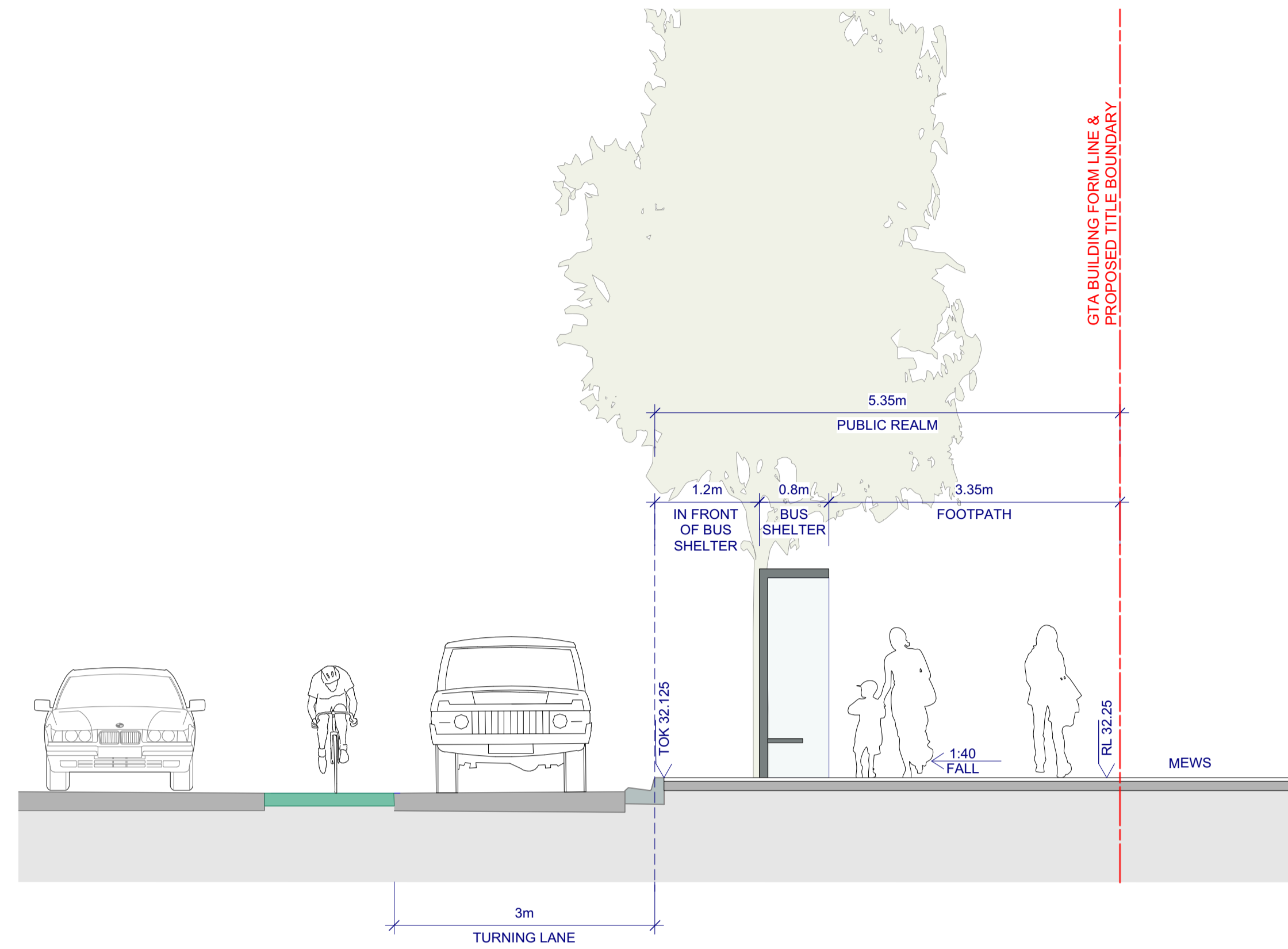
NOTE:
PRESENCE AND LOCATION OF UNDERGROUND SERVICES TO BE DETERMINED.

NOTE:
EXISTING OVERHEAD AV POWER LINES TO BE DIVERTED.

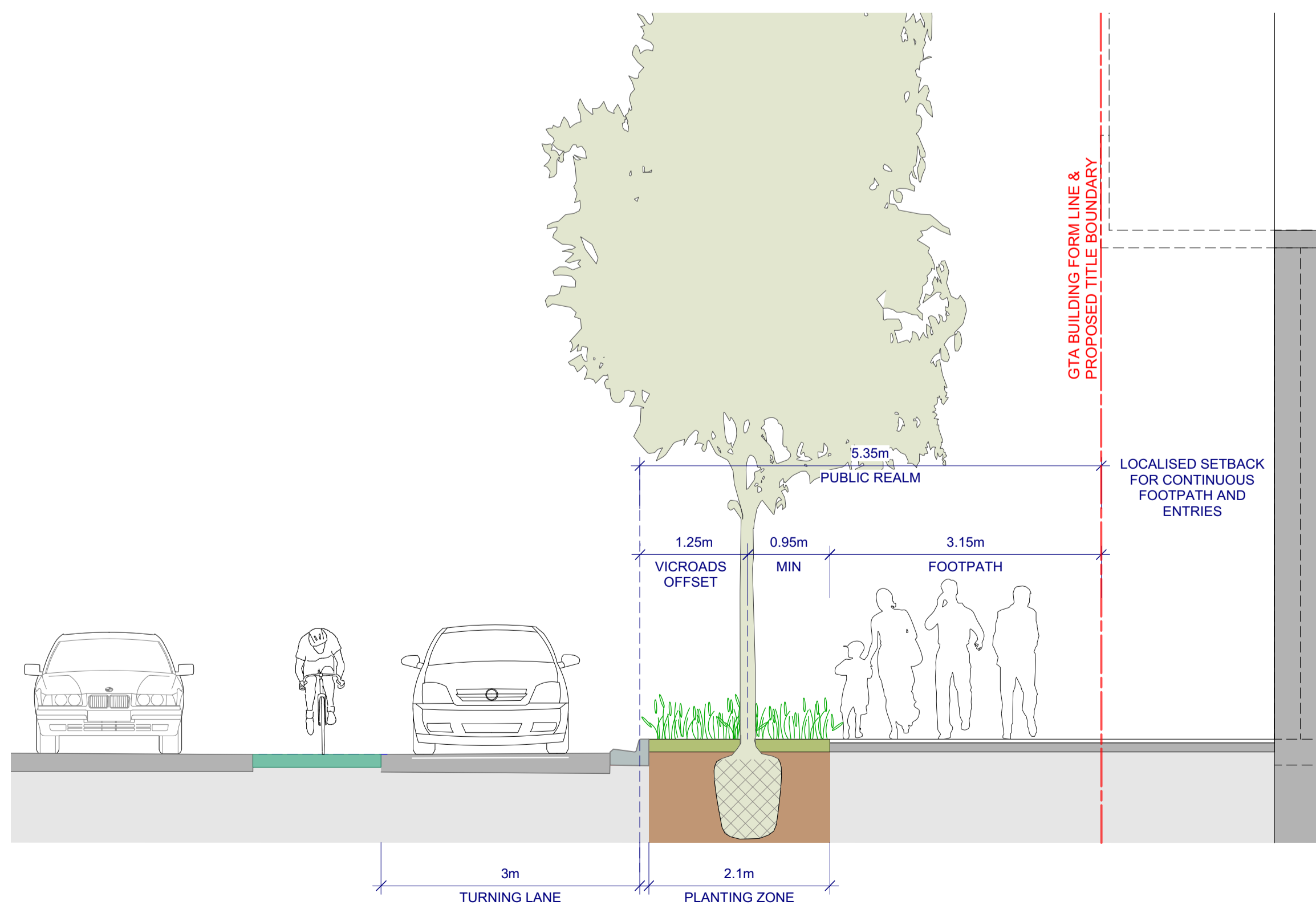
NOTE:
LEVELS SUBJECT TO FURTHER DETAIL DESIGN BY REED CIVIL & RELEVANT STATUTORY AUTHORITIES



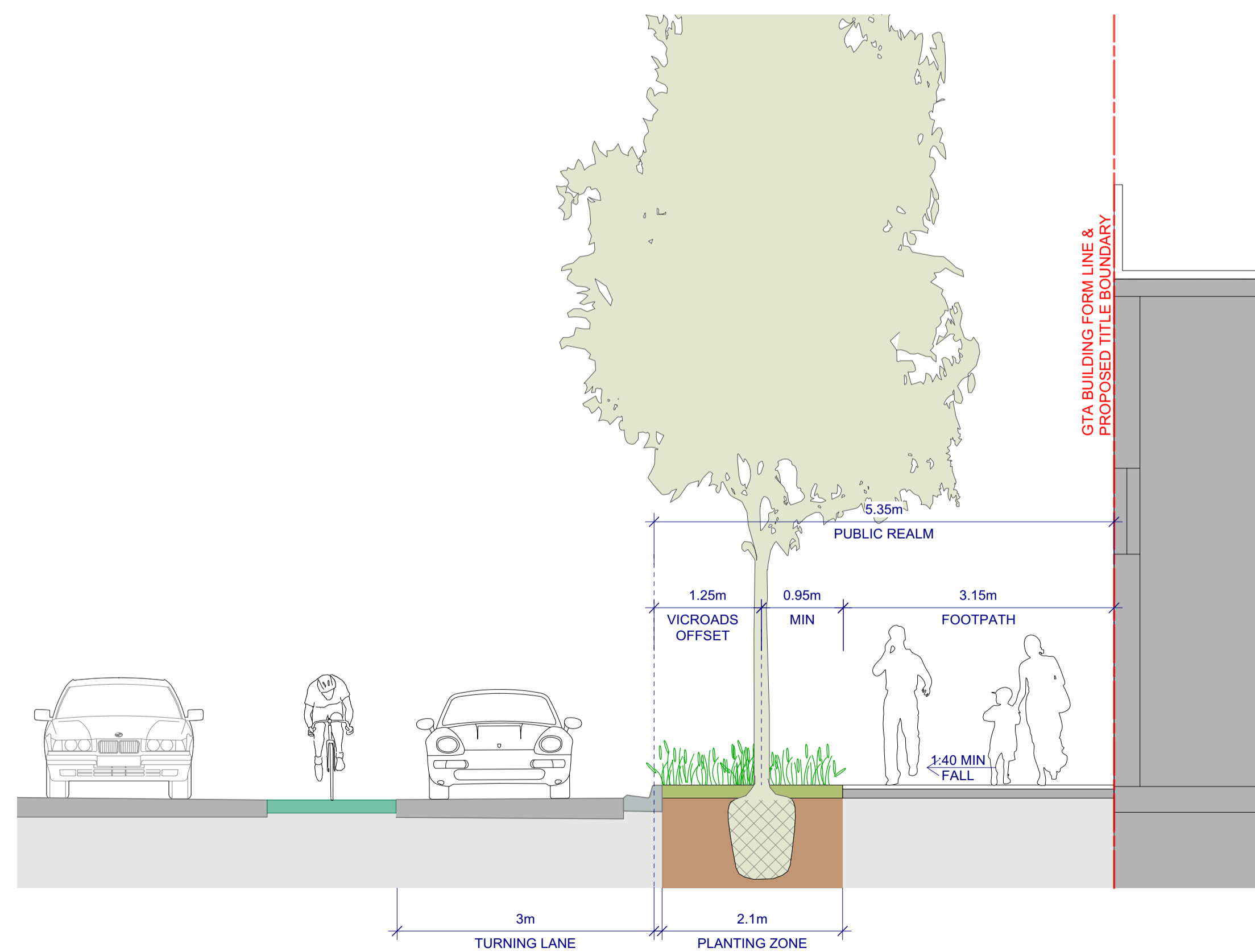
1 SECTION HEIDELBERG ROAD - LOT 2A NORTH-EAST
1:50 @A1 / 1:100 @A3



2 SECTION HEIDELBERG ROAD - LOT 2A THE OUTER CIRCLE MEWS
1:50 @A1 / 1:100 @A3



3 SECTION HEIDELBERG ROAD - LOT 2B NORTH-EAST
1:50 @A1 / 1:100 @A3



4 SECTION HEIDELBERG ROAD - LOT 2B NORTH
1:50 @A1 / 1:100 @A3

NOTES
Check all dimensions and site conditions prior to commencement of any work, the purchasing or ordering of any materials, fitting, plant services or equipment and the fabrication of any components.
Do not scale drawings - refer to figured dimensions only. Any discrepancies shall immediately be referred to the landscape architect for clarification.
All drawings may not be reproduced or distributed without prior permission from the landscape architect.

WARNING
DIAL BEFORE YOU DIG
www.1100.com.au
Services shown on this drawing are approximate only. The exact location is to be confirmed on site by contractor prior to commencement of work.

DATE	REV	AMENDMENTS
25/08/2017	01	PLANNING PERMIT LODGEMENT
22/11/2017	02	ISSUED IN RESPONSE TO COUNCIL RFI

CONSULTANTS

NOTE:
LEVELS SUBJECT TO FURTHER DETAIL DESIGN BY REED CIVIL & RELEVANT STATUTORY AUTHORITIES

ASPECT Studios™
ASPECT Studios Pty Ltd
Level 1, 30-32 Easey Street
Collingwood VIC 3066
Australia
T 03 9417 6844
F 03 9417 6855
www.aspect.net.au
aspectmelbourne@aspect.net.au
ABN 11 120 219 561

MELBOURNE

CLIENT

ALPHA PARTNERS

PROJECT
M16085
THE VILLAGE ALPHINGTON

DRAWING
Sections - Heidelberg Road (1 of 2)

DRAWN CHECKED SCALE A1 | SCALE A3
DN NK 1:50 1:100
STATUS

PRELIMINARY
NOT FOR CONSTRUCTION

ACONEX REF. NO. DRAWING NO. REVISION

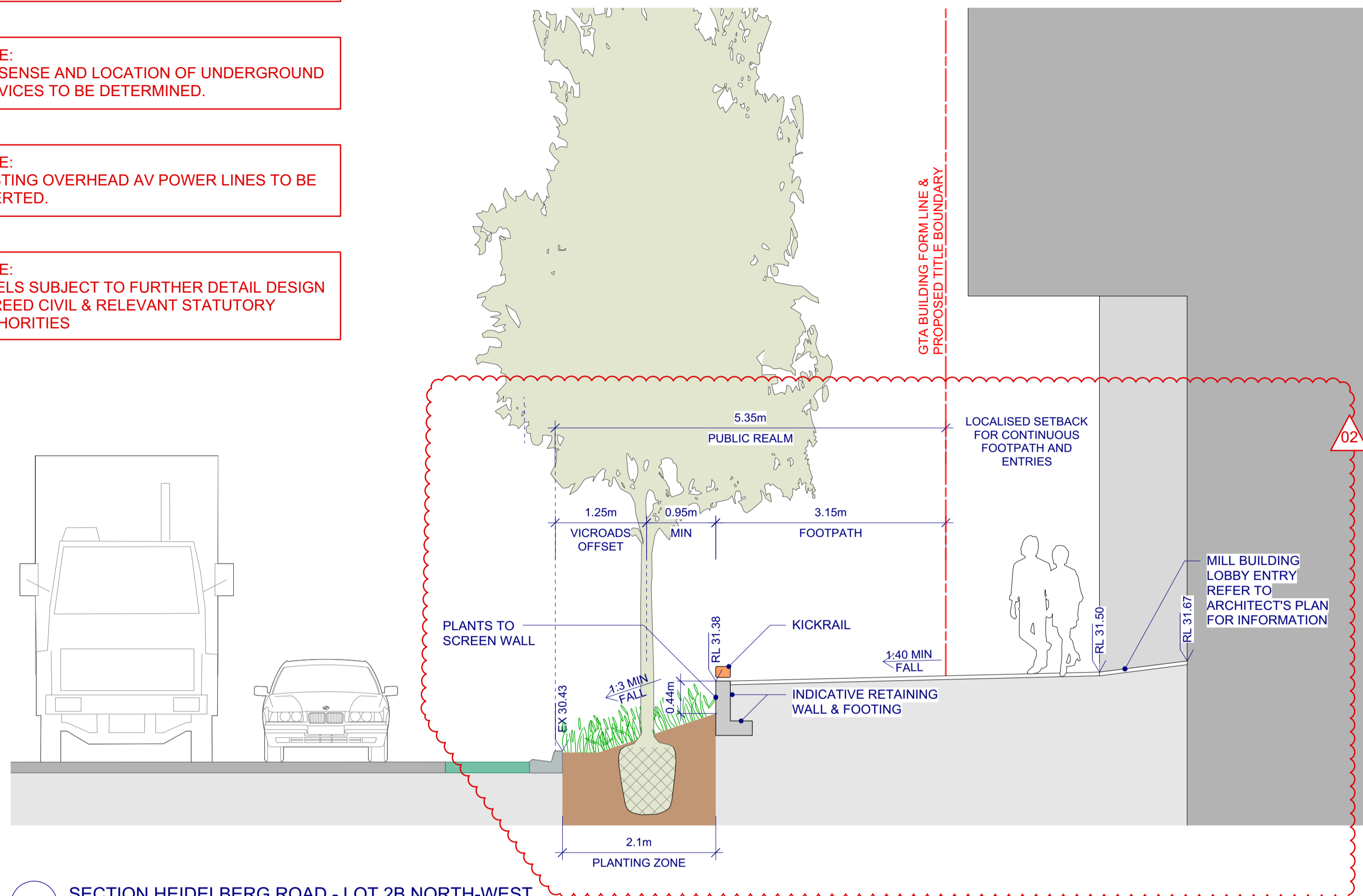
TP-LAN-0G-721 02

NOTE:
TREE SPECIES TO SATISFACTION OF CITY OF YARRA

NOTE:
PRESENCE AND LOCATION OF UNDERGROUND SERVICES TO BE DETERMINED.

NOTE:
EXISTING OVERHEAD AV POWER LINES TO BE DIVERTED.

NOTE:
LEVELS SUBJECT TO FURTHER DETAIL DESIGN BY REED CIVIL & RELEVANT STATUTORY AUTHORITIES



REVISION 02 - SECTION AMENDED

1 SECTION HEIDELBERG ROAD - LOT 2B NORTH-WEST
1:50 @A1 / 1:100 @A3

NOTES
Check all dimensions and site conditions prior to commencement of any work, the purchasing or ordering of any materials, fitting, plant services or equipment and the fabrication of any components.
Do not scale drawings - refer to figured dimensions only. Any discrepancies shall immediately be referred to the landscape architect for clarification.
All drawings may not be reproduced or distributed without prior permission from the landscape architect.

WARNING
DIAL BEFORE YOU DIG www.1100.com.au
Services shown on this drawing are approximate only. The exact location is to be confirmed on site by contractor prior to commencement of work.

DATE	REV	AMENDMENTS
25/08/2017	01	PLANNING PERMIT LODGEMENT
22/11/2017	02	ISSUED IN RESPONSE TO COUNCIL RFI

CONSULTANTS

NOTE:
LEVELS SUBJECT TO FURTHER DETAIL DESIGN BY REED CIVIL & RELEVANT STATUTORY AUTHORITIES

ASPECT Studios™
ASPECT Studios Pty Ltd
Level 1, 30-32 Easey Street
Collingwood VIC 3066
Australia
T 03 9417 6844
F 03 9417 6855
www.aspect.net.au
aspectmelbourne@aspect.net.au
ABN 11 120 219 561

MELBOURNE

CLIENT

ALPHA PARTNERS

PROJECT
M16085
THE VILLAGE ALPHINGTON

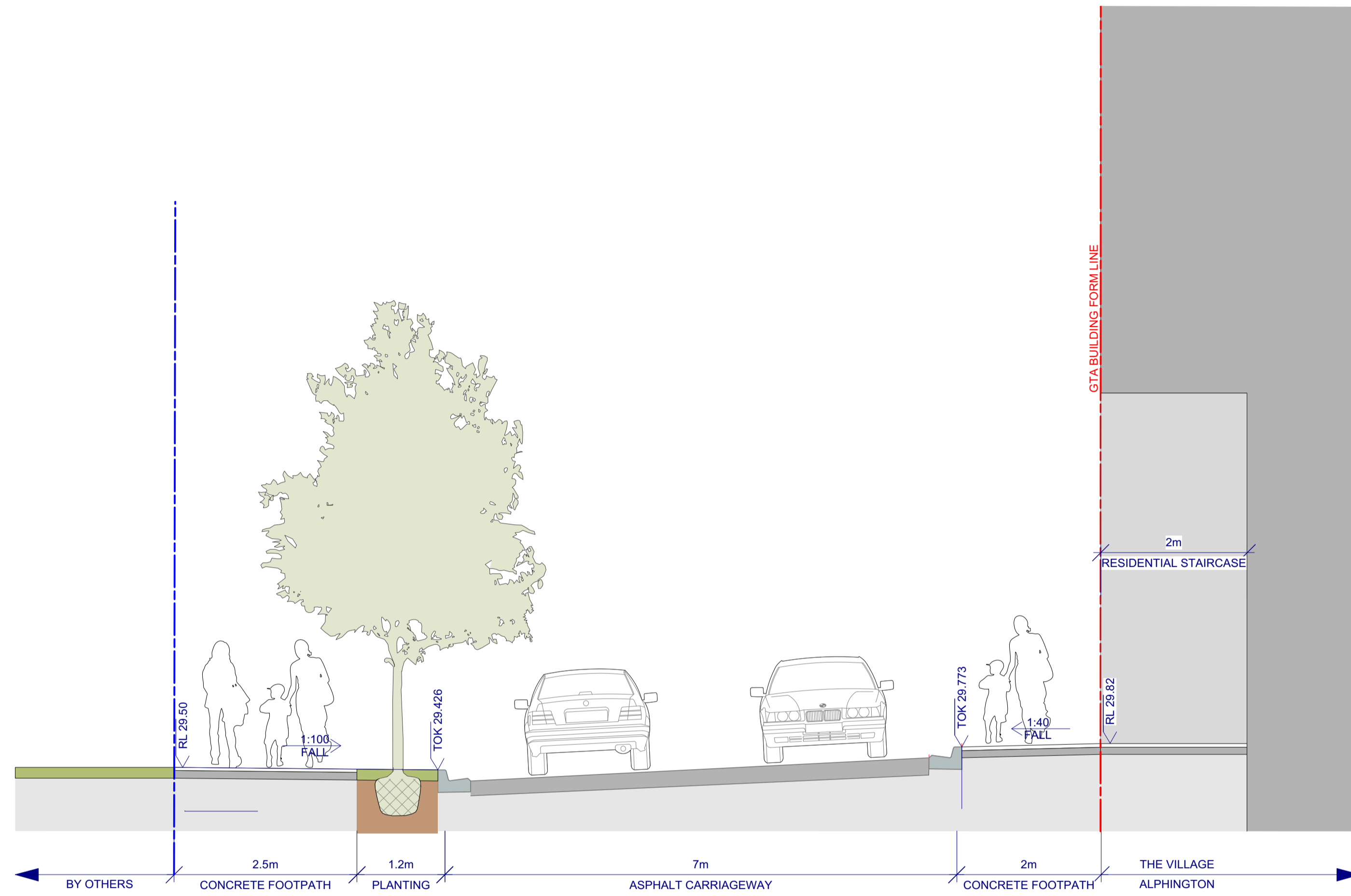
DRAWING
Sections - Heidelberg Road (2 of 2)

DRAWN	CHECKED	SCALE A1 SCALE A3
DN	NK	1:50 1:100

STATUS
PRELIMINARY
NOT FOR CONSTRUCTION

ACONEX REF. NO. DRAWING NO. REVISION
TP-LAN- 0G-722 02

NOTE:
LEVELS SUBJECT TO FURTHER DETAIL DESIGN
DIRECTLY AFFECTED BY REED CIVIL ON
HEIDELBERG ROAD & LATROBE AVENUE



1 ACCESS LANE SECTION
1:50 @A1 / 1:100 @A3

NOTES
Check all dimensions and site conditions prior to commencement of any work, the purchasing or ordering of any materials, fitting, plant services or equipment and the fabrication of any components.
Do not scale drawings - refer to figured dimensions only. Any discrepancies shall immediately be referred to the landscape architect for clarification.
All drawings may not be reproduced or distributed without prior permission from the landscape architect.

WARNING
DIAL BEFORE YOU DIG www.1100.com.au
Services shown on this drawing are approximate only. The exact location is to be confirmed on site by contractor prior to commencement of work.

DATE	REV	AMENDMENTS
25/08/2017	01	PLANNING PERMIT LODGEMENT
22/11/2017	02	ISSUED IN RESPONSE TO COUNCIL RFI

CONSULTANTS

NOTE:
LEVELS SUBJECT TO FURTHER DETAIL DESIGN BY REED CIVIL & RELEVANT STATUTORY AUTHORITIES

ASPECT Studios™
ASPECT Studios Pty Ltd
Level 1, 30-32 Easey Street
Collingwood VIC 3066
Australia
T 03 9417 6844
F 03 9417 6855
www.aspect.net.au
aspectmelbourne@aspect.net.au
ABN 11 120 219 561

MELBOURNE

CLIENT

ALPHA PARTNERS

PROJECT
M16085
THE VILLAGE ALPHINGTON

DRAWING
Sections - Access Lane

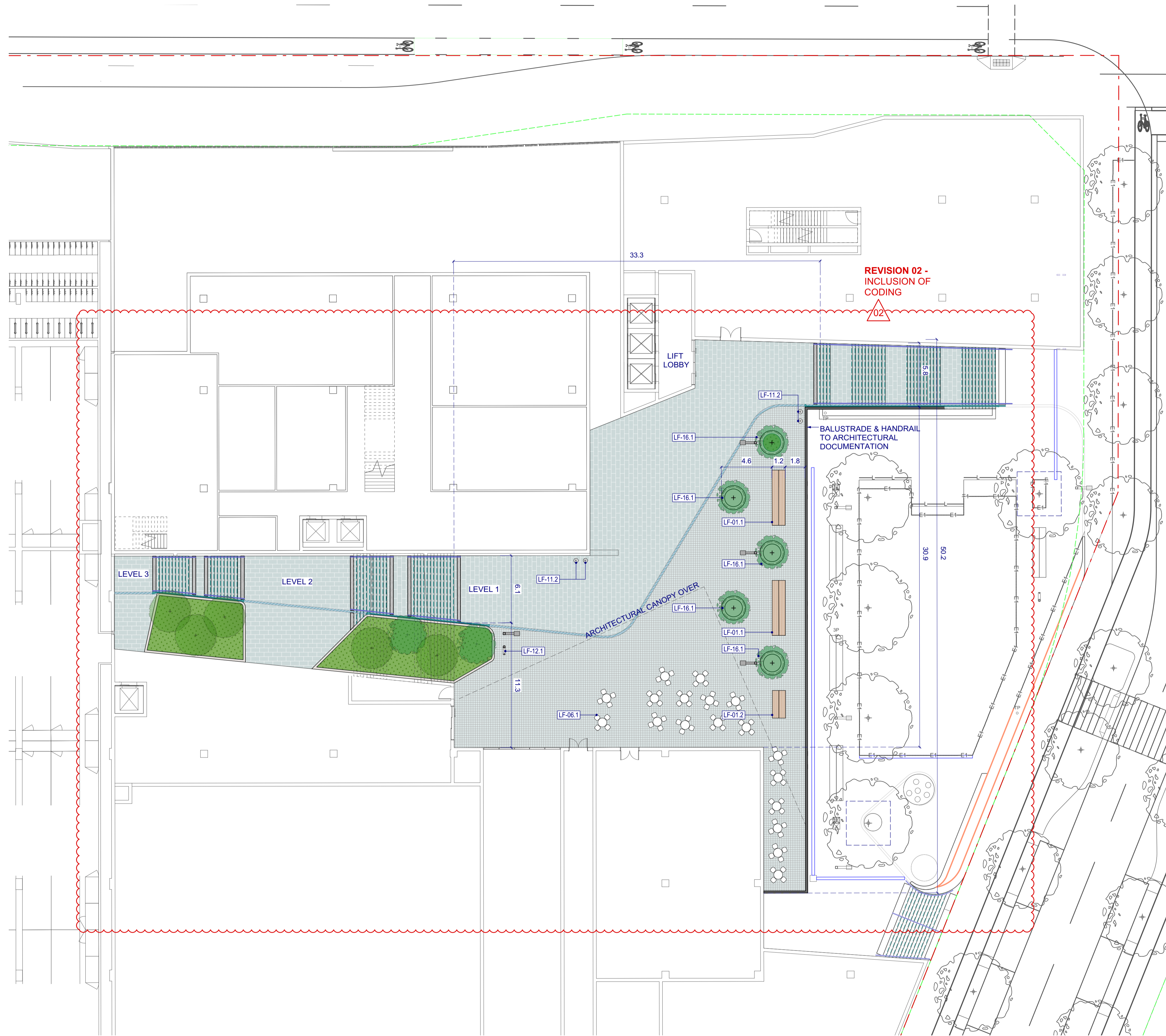
DRAWN	CHECKED	SCALE A1	SCALE A3
DN	NK	1:50	1:100

STATUS

PRELIMINARY
NOT FOR CONSTRUCTION

ACONEX REF. NO.	DRAWING NO.	REVISION

TP-LAN- L0-701 02



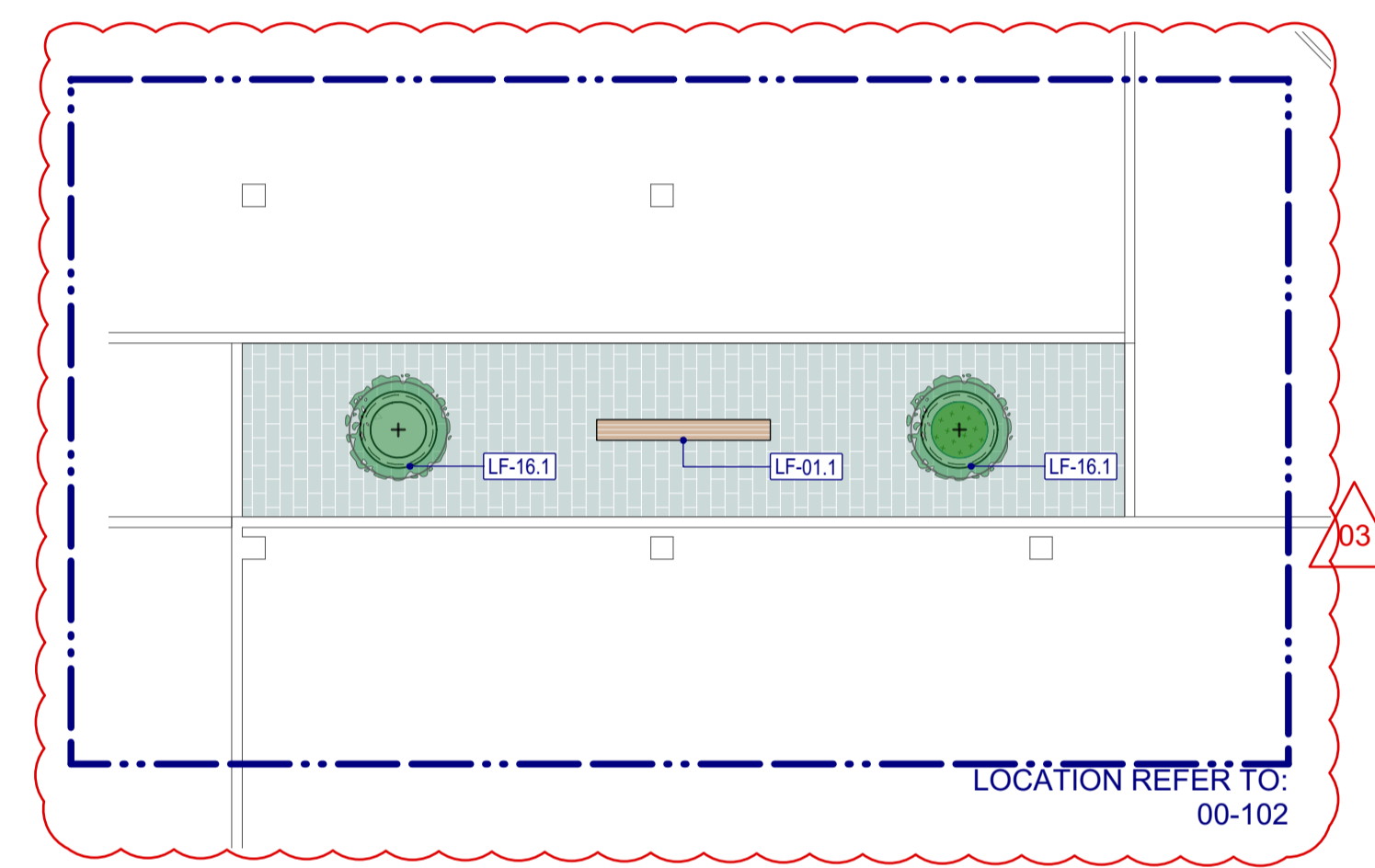
1 GENERAL ARRANGEMENT PLAN - LEVEL 1 THE TERRACE
1:200 @A1 / 1:400 @A3

NOTES
Check all dimensions and site conditions prior to commencement of any work, the purchasing or ordering of any materials, fitting, plant services or equipment and the fabrication of any components.
Do not scale drawings - refer to figured dimensions only. Any discrepancies shall immediately be referred to the landscape architect for clarification.
All drawings may not be reproduced or distributed without prior permission from the landscape architect.

WARNING
DIAL BEFORE YOU DIG
www.1100.com.au
Services shown on this drawing are approximate only. The exact location is to be confirmed on site by contractor prior to commencement of work.

DATE	REV	AMENDMENTS
25/08/2017	01	PLANNING PERMIT LODGEMENT
22/11/2017	02	ISSUED IN RESPONSE TO COUNCIL RFI
13/02/2018	03	INCLUSION OF COURTYARD TREATMENT

CONSULTANTS



03 REVISION 03 - INCLUSION OF COURTYARD TREATMENT

2 GENERAL ARRANGEMENT PLAN - LEVEL 1 COMMUNITY SPACE
1:200 @A1 / 1:400 @A3

ASPECT Studios™
ASPECT Studios Pty Ltd
Level 1, 30-32 Easey Street
Collingwood VIC 3066
Australia
T 03 9417 6844
F 03 9417 6855
www.aspect.net.au
aspectmelbourne@aspect.net.au
ABN 11 120 219 561

MELBOURNE

CLIENT

ALPHA PARTNERS

PROJECT
M16085
THE VILLAGE ALPHINGTON

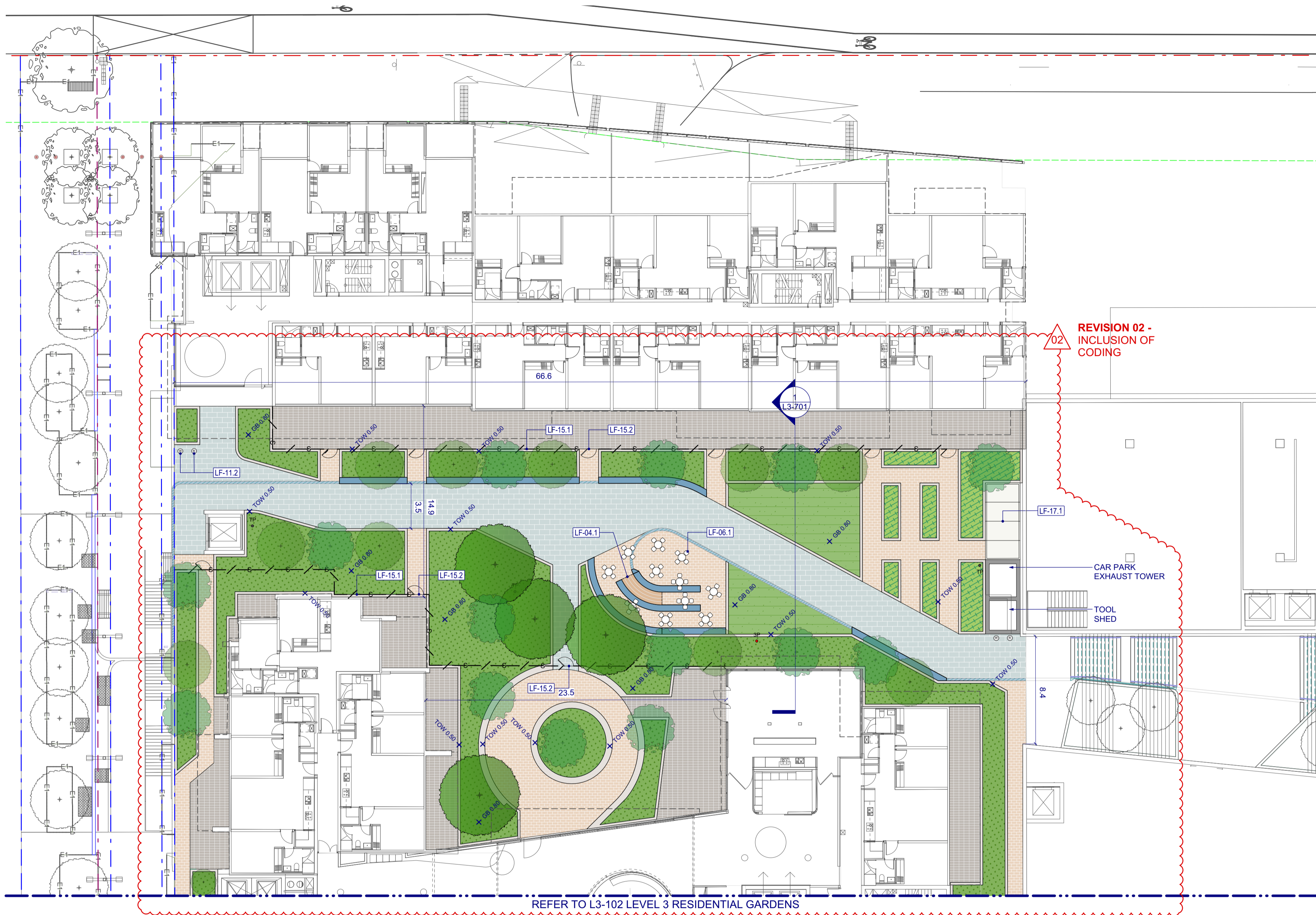
DRAWING
General Arrangement Plan - Level 1
The Terrace

DRAWN: DN CHECKED: NK SCALE A1 | SCALE A3
1:200 1:400

STATUS
PRELIMINARY
NOT FOR CONSTRUCTION

ACONEX REF. NO. DRAWING NO. REVISION

TP-LAN-L1-101 03



1 GENERAL ARRANGEMENT PLAN - LEVEL 3 THE PAPER TRAIL GAREDENS
1:200 @A1 / 1:400 @A3

NOTES

Check all dimensions and site conditions prior to commencement of any work, the purchasing or ordering of any materials, fitting, plant services or equipment and the fabrication of any components.

Do not scale drawings - refer to figured dimensions only. Any discrepancies shall immediately be referred to the landscape architect for clarification.

All drawings may not be reproduced or distributed without prior permission from the landscape architect.



DATE	REV	AMENDMENTS
25/08/2017	01	PLANNING PERMIT LODGEMENT
22/11/2017	02	ISSUED IN RESPONSE TO COUNCIL RFI

CONSULTANTS

ASPECT Studios™
 ASPECT Studios Pty Ltd
 Level 1, 30-32 Easey Street
 Collingwood VIC 3066
 Australia
 T 03 9417 6844
 F 03 9417 6855
 www.aspect.net.au
 aspectmelbourne@aspect.net.au
 ABN 11 120 219 561

MELBOURNE



PROJECT
 M16085
 THE VILLAGE ALPHINGTON

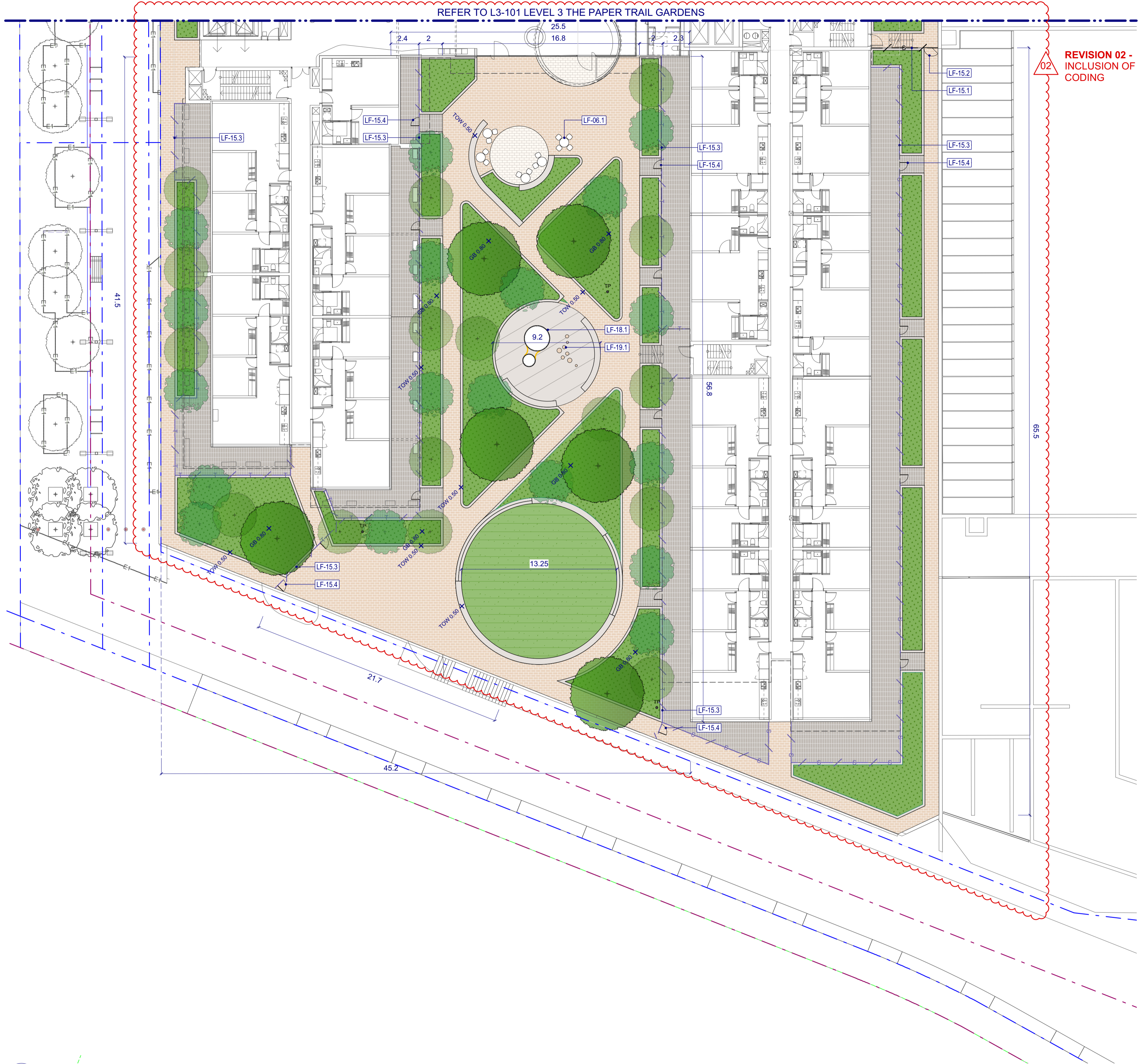
DRAWING
 General Arrangement Plan - Level 3
 The Paper Trail Gardens

DRAWN	CHECKED	SCALE A1 SCALE A3
DN	NK	1:200 1:400

STATUS
PRELIMINARY
 NOT FOR CONSTRUCTION

ACONEX REF. NO.	DRAWING NO.	REVISION

TP-LAN- L3-101 02



REVISION 02 -
INCLUSION OF
CODING

1 GENERAL ARRANGEMENT PLAN - LEVEL 3 RESIDENTIAL GARDENS
1:200 @A1 / 1:400 @A3

NOTES
Check all dimensions and site conditions prior to commencement of any work, the purchasing or ordering of any materials, fitting, plant services or equipment and the fabrication of any components.
Do not scale drawings - refer to figured dimensions only. Any discrepancies shall immediately be referred to the landscape architect for clarification.
All drawings may not be reproduced or distributed without prior permission from the landscape architect.



DATE	REV	AMENDMENTS
25/08/2017	01	PLANNING PERMIT LODGEMENT
22/11/2017	02	ISSUED IN RESPONSE TO COUNCIL RFI

CONSULTANTS

ASPECT Studios™
ASPECT Studios Pty Ltd
Level 1, 30-32 Easey Street
Collingwood VIC 3066
Australia
T 03 9417 6844
F 03 9417 6855
www.aspect.net.au
aspectmelbourne@aspect.net.au
ABN 11 120 219 561

MELBOURNE

CLIENT



PROJECT
M16085
THE VILLAGE ALPHINGTON

DRAWING
General Arrangement Plan - Level 3
Residential Gardens

DRAWN	CHECKED	SCALE A1 SCALE A3
DN	NK	1:200 1:400

STATUS

PRELIMINARY
NOT FOR CONSTRUCTION

ACONEX REF. NO.	DRAWING NO.	REVISION

TP-LAN- L3-151 02