

THE VILLAGE ALPHINGTON

STAGE 1 (RETAIL)

DRAWING REGISTER

Sheet Number	Sheet Name	Current Revision	Current Revision Date
TP-2R-000	COVER SHEET & DRAWING REGISTER	03	23.02.18
TP-2R-001	EXISTING SITE PLAN	02	24.11.17
TP-2R-100	PROPOSED SITE PLAN	03	23.02.18
TP-2R-200	B1 - BASEMENT CAR PARK PLAN	03	23.02.18
TP-2R-201	LOWER GROUND PLAN	03	23.02.18
TP-2R-202	GROUND FLOOR PLAN	03	23.02.18
TP-2R-203	LEVEL 1 PLAN	03	23.02.18
TP-2R-204	LEVEL 2 PLAN	03	23.02.18
TP-2R-205	LEVEL 3 PLAN	03	23.02.18
TP-2R-206	LEVEL 4 PLAN	03	23.02.18
TP-2R-500	ELEVATIONS - NORTH AND EAST STREET FRONTAGES	03	23.02.18
TP-2R-501	ELEVATIONS - SOUTH AND WEST STREET FRONTAGES	03	23.02.18
TP-2R-600	OVERALL SECTIONS - SHEET 1 (NORTH-SOUTH)	03	23.02.18
TP-2R-601	OVERALL SECTIONS - SHEET 2 (EAST-WEST)	03	23.02.18
TP-2R-602	OVERALL SECTIONS - SHEET 3 (EAST-WEST)	03	23.02.18
TP-2R-650	FACADE DETAILS - THE MILL	03	23.02.18
TP-2R-651	FACADE DETAILS - THE MACHINERY HALL & ATRIUM	03	23.02.18
TP-2R-652	FACADE DETAILS - THE FOOD HALL	03	23.02.18
TP-2R-653	FACADE DETAILS - MACHINERY HALL	03	23.02.18
TP-2R-654	FACADE DETAILS - SOUTH ACCESS LANE	03	23.02.18
TP-2R-655	FACADE DETAILS - THE MEWS	03	23.02.18
TP-2R-800	SHADOW DIAGRAMS - SHEET 1	02	24.11.17
TP-2R-800A	SHADOW DIAGRAMS - SHEET 2	01	24.11.17
TP-2R-801	SCHEDULES - MATERIALS & FINISHES SHEET 1	02	24.11.17
TP-2R-802	SCHEDULES - MATERIALS & FINISHES SHEET 2	03	23.02.18



Rev	Date	Description
01	25.08.17	PLANNING PERMIT LODGEMENT
02	24.11.17	RESPONSE TO COUNCIL RFI
03	23.02.18	RESPONSE TO COUNCIL RFI

Do not scale drawings. Use figured dimensions only. All dimensions must be verified on site before commencing work. This document must be read in conjunction with all technical specifications and all relevant documents from other disciplines and consultants. Any conflict between these and other documents, or the site conditions must be notified to NHArchitecture immediately in writing and prior to use. © Copyright NHArchitecture Pty Ltd 2015. Written authority (including under the terms of engagement of NHArchitecture for the Project) is required for any: 1. reproduction of this document by any means; 2. use prior to payment in full of all NHArchitecture fees for the Project; or 3. use other than for the Project and for the express purpose & by or on behalf of the entity for which it has been created. Any unauthorised use of this document is at the user's sole risk and without limiting NHArchitecture's rights to the fullest extent permitted by law the user indemnifies NHArchitecture against all loss, liability and damage so arising.



Client



Consultant



Level 7 Cannons House Telephone +613 9654
 12-20 Flinders Lane 4955
 Melbourne, Australia 3000 Facsimile +613 9654
 4938
 www.nharchitecture.net

TOWN PLANNING

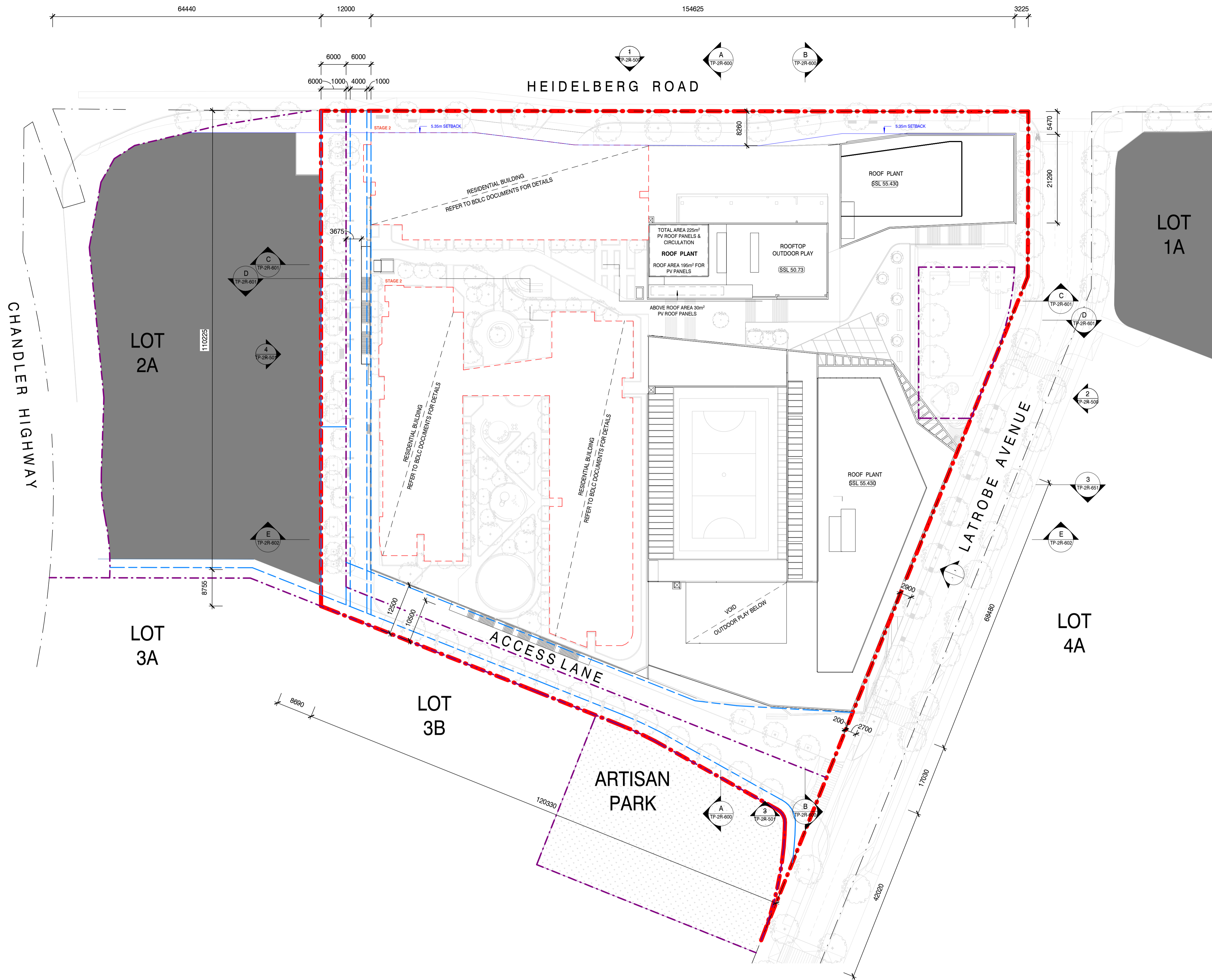
Project Name
**THE VILLAGE ALPHINGTON
 STAGE 1 (RETAIL)**

Drawing Name
**COVER SHEET & DRAWING
 REGISTER**

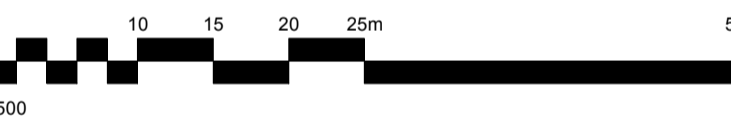
Architect	Drawn By	Scale @ A1
BP/JY	JY/SB	
Project Number	Drawing Number	Revision
160840	TP-2R-000	03

Rev	Date	Description
01	25.08.17	PLANNING PERMIT LODGEMENT
02	24.11.17	RESPONSE TO COUNCIL RFI
03	23.02.18	RESPONSE TO COUNCIL RFI

Do not scale drawings. Use figured dimensions only. All dimensions must be verified on site before commencing work. This document must be read in conjunction with all technical specifications and all relevant documents from other disciplines and consultants. Any conflict between these and other documents, or the site conditions must be notified to NHArchitecture immediately in writing and prior to use. © Copyright NHArchitecture Pty Ltd 2015. Written authority (including under the terms of engagement of NHArchitecture for the Project) is required for any: 1. reproduction of this document by any means; 2. use prior to payment in full of all NHArchitecture fees for the Project; or 3. use other than for the Project and for the express purpose & by or on behalf of the entity for which it has been created. Any unauthorised use of this document is at the user's sole risk and without limiting NHArchitecture's rights to the fullest extent permitted by law the user indemnifies NHArchitecture against all loss, liability and damage so arising.



FOR EXTERNAL LEVELS, REFER TO ASPECT LOWER GROUND AND GROUND GENERAL ARRANGEMENT PLANS.
LEVELS SUBJECT TO FINAL REEDS CIVIL DESIGN FOR HEIDELBERG ROAD WIDENING, AND AUTHORITY APPROVALS.



1 PROPOSED SITE & ROOF PLAN
1 : 500

Client
ALPHA PARTNERS

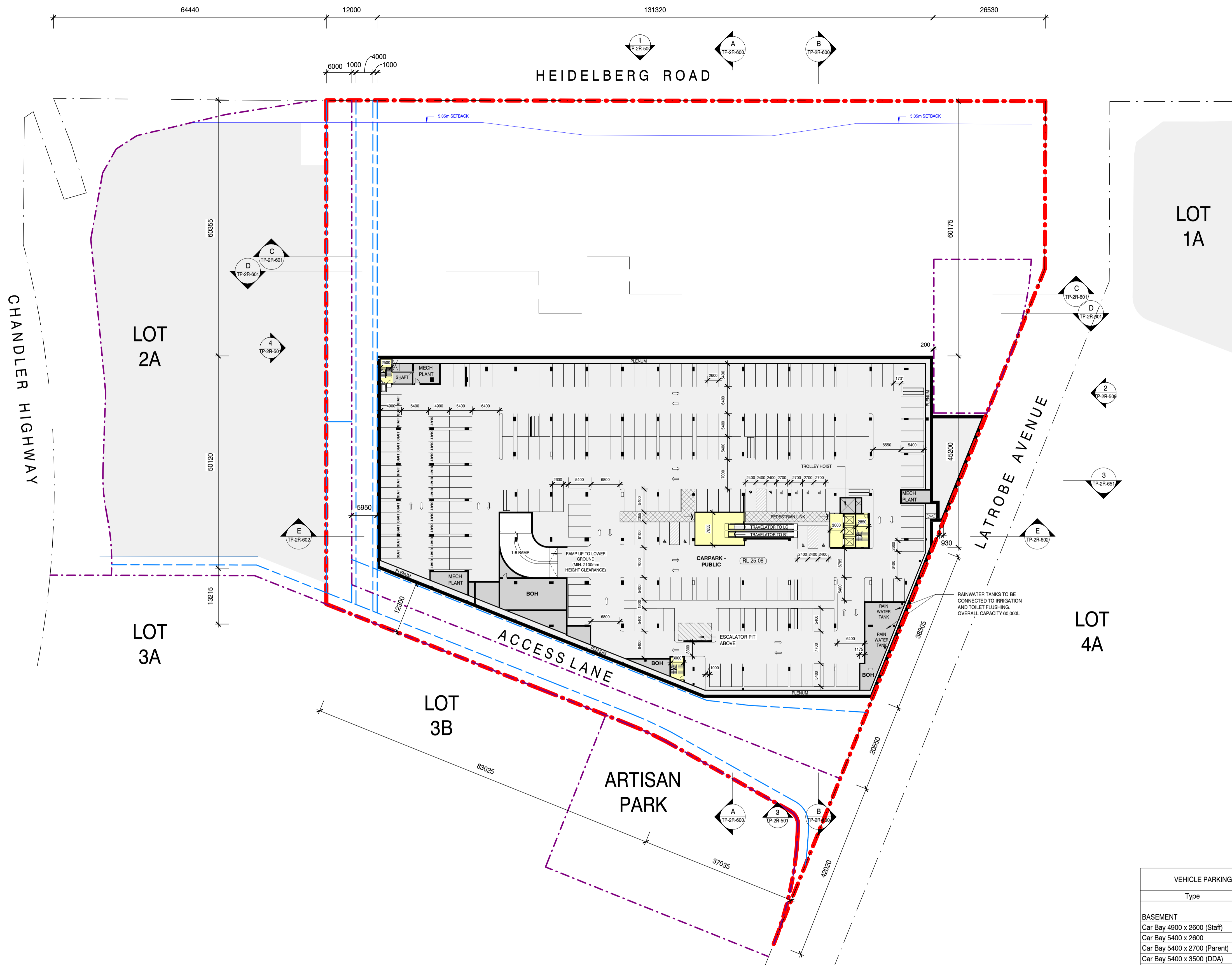
Consultant
NHArchitecture
Level 7 Cannons House Telephone +613 9654
12-20 Flinders Lane 4955
Melbourne, Australia 3000 Facsimile +613 9654
4938
www.nharchitecture.net

TOWN PLANNING
Project Name
**THE VILLAGE ALPHONSTON
STAGE 1 (RETAIL)**
Drawing Name
PROPOSED SITE PLAN

Architect	Drawn By	Scale @ A1
BP/JY	SB/AS	1 : 500
Project Number	Drawing Number	Revision
160840	TP-2R-100	03

C:\working\160840_25_20_18\TP2R100_1.dwg

Do not scale drawings. Use figured dimensions only. All dimensions must be verified on site before commencing work. This document must be read in conjunction with all technical specifications and all relevant documents from other disciplines and consultants. Any conflict between these and other documents, or the site conditions must be notified to NHArchitecture immediately in writing and prior to use. © Copyright NHArchitecture Pty Ltd 2015. Written authority (including under the terms of engagement of NHArchitecture for the Project) is required for any: 1. reproduction of this document by any means; 2. use prior to payment in full of all NHArchitecture fees for the Project; or 3. use other than for the Project and for the express purpose & by or on behalf of the entity for which it has been created. Any unauthorised use of this document is at the user's sole risk and without limiting NHArchitecture's rights to the fullest extent permitted by law the user indemnifies NHArchitecture against all loss, liability and damage so arising.

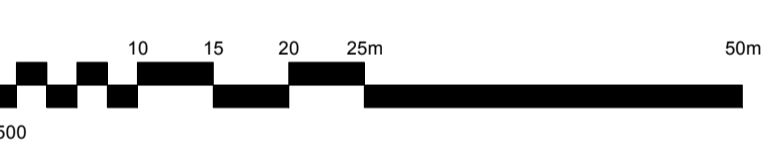


LEGEND

- SUPERMARKET
- SHOP
- F & D
- COMMERCIAL
- COMMUNITY BUILDING
- SCHOOL BUILDING
- OUTDOOR LEARNING
- RESIDENTIAL LOBBY
- RESIDENTIAL
- RESIDENTIAL BALCONY
- AMENITIES
- CARPARK
- BOH
- CIRCULATION

- PERMIT EXTENT BOUNDARY
- EXISTING TITLE BOUNDARY
- NEW LOT BY REED
- NEW EASEMENT BY REED

FOR EXTERNAL LEVELS, REFER TO ASPECT LOWER GROUND AND GROUND GENERAL ARRANGEMENT PLANS. LEVELS SUBJECT TO FINAL REEDS CIVIL DESIGN FOR HEIDELBERG ROAD WIDENING, AND AUTHORITY APPROVALS.



VEHICLE PARKING SCHEDULE	
Type	Count
BASEMENT	
Car Bay 4900 x 2600 (Staff)	27
Car Bay 5400 x 2600	190
Car Bay 5400 x 2700 (Parent)	4
Car Bay 5400 x 3500 (DDA)	6
LG - LOWER GROUND	
Car Bay 4900 x 2600 (Staff)	34
Car Bay 5400 x 2600	239
Car Bay 5400 x 3500 (DDA)	8
Car Bay 6300 x 2400 (Parallel)	6
L1 - CARPARK	
Car Bay 4900 x 2600	177
Car Bay 5400 x 2600 (Tandem)	14
L2	
Car Bay 4900 x 2600	182
Car Bay 5400 x 2600 (Tandem)	14
Grand total:	901

Client
ALPHA PARTNERS

Consultant
NHArchitecture
Level 7 Cannons House Telephone +613 9654
12-20 Flinders Lane 4955
Melbourne, Australia 3000 Facsimile +613 9654
4938
www.nharchitecture.net

TOWN PLANNING
Project Name
**THE VILLAGE ALPHINGTON
STAGE 1 (RETAIL)**

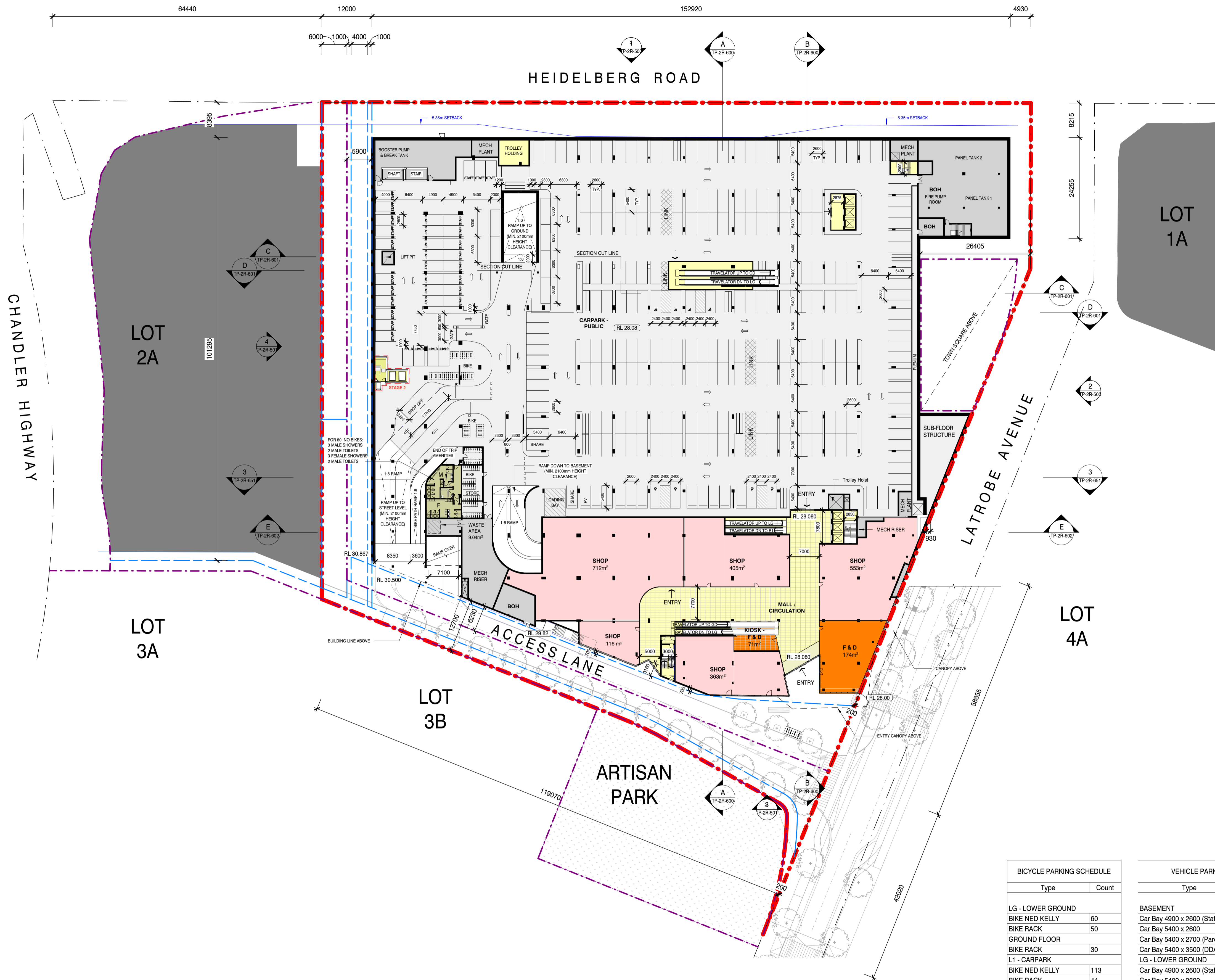
Drawing Name
B1 - BASEMENT CAR PARK PLAN

Architect	Drawn By	Scale @ A1
BP	JY/SB	1 : 500
Project Number	Drawing Number	Revision
160840	TP-2R-200	03

1 BASEMENT CAR PARK PLAN
1 : 500

Rev	Date	Description
01	25.08.17	PLANNING PERMIT LODGEMENT
02	24.11.17	RESPONSE TO COUNCIL RFI
03	23.02.18	RESPONSE TO COUNCIL RFI

Do not scale drawings. Use figured dimensions only. All dimensions must be verified on site before commencing work. This document must be read in conjunction with all technical specifications and all relevant documents from other disciplines and consultants. Any conflict between these and other documents, or the site conditions must be notified to NHArchitecture immediately in writing and prior to use. © Copyright NHArchitecture Pty Ltd 2015. Written authority (including under the terms of engagement of NHArchitecture for the Project) is required for any 1. reproduction of this document by any means, 2. use prior to payment in full of all NHArchitecture fees for the Project, or 3. use other than for the Project and for the express purpose & by or on behalf of the entity for which it has been created. Any unauthorised use of this document is at the user's sole risk and without limiting NHArchitecture's rights to the fullest extent permitted by law the user indemnifies NHArchitecture against all loss, liability and damage so arising.

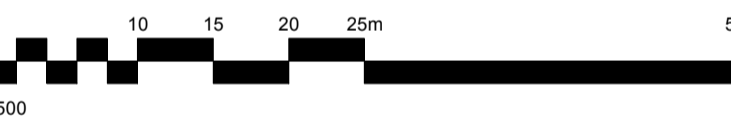


LEGEND

- SUPERMARKET
- SHOP
- F & D
- COMMERCIAL
- COMMUNITY BUILDING
- SCHOOL BUILDING
- OUTDOOR LEARNING
- RESIDENTIAL LOBBY
- RESIDENTIAL
- RESIDENTIAL BALCONY
- AMENITIES
- CARPARK
- BOH
- CIRCULATION

- PERMIT EXTENT BOUNDARY
- EXISTING TITLE BOUNDARY
- NEW LOT BY REED
- NEW EASEMENT BY REED

FOR EXTERNAL LEVELS, REFER TO ASPECT LOWER GROUND AND GROUND GENERAL ARRANGEMENT PLANS. LEVELS SUBJECT TO FINAL REEDS CIVIL DESIGN FOR HEIDELBERG ROAD WIDENING, AND AUTHORITY APPROVALS.



BICYCLE PARKING SCHEDULE

Type	Count
LG - LOWER GROUND	
BIKE NED KELLY	60
BIKE RACK	50
GROUND FLOOR	
BIKE RACK	30
L1 - CARPARK	
BIKE NED KELLY	113
BIKE RACK	44
L1 TERRACE	
BIKE RACK	62
L2	
BIKE NED KELLY	63
BIKE RACK	62
Grand total:	484

VEHICLE PARKING SCHEDULE

Type	Count
BASEMENT	
Car Bay 4900 x 2600 (Staff)	27
Car Bay 5400 x 2600	190
Car Bay 5400 x 2700 (Parent)	4
Car Bay 5400 x 3500 (DDA)	6
LG - LOWER GROUND	
Car Bay 4900 x 2600 (Staff)	34
Car Bay 5400 x 2600	239
Car Bay 5400 x 3500 (DDA)	8
Car Bay 6300 x 2400 (Parallel)	6
L1 - CARPARK	
Car Bay 4900 x 2600	177
Car Bay 5400 x 2600 (Tandem)	14
L2	
Car Bay 4900 x 2600	182
Car Bay 5400 x 2600 (Tandem)	14
Grand total:	901

1 LOWER GROUND PLAN
1 : 500

Client
ALPHA PARTNERS

Consultant
NHArchitecture

Level 7 Cannons House Telephone +613 9654
12-20 Flinders Lane 4955
Melbourne, Australia 3000 Facsimile +613 9654
4938
www.nharchitecture.net

TOWN PLANNING

Project Name
**THE VILLAGE ALPHINGTON
STAGE 1 (RETAIL)**

Drawing Name
LOWER GROUND PLAN

Architect | Drawn By | Scale @ A1
BP | JY/SB | 1 : 500

Project Number | Drawing Number | Revision
160840 | TP-2R-201 | 03

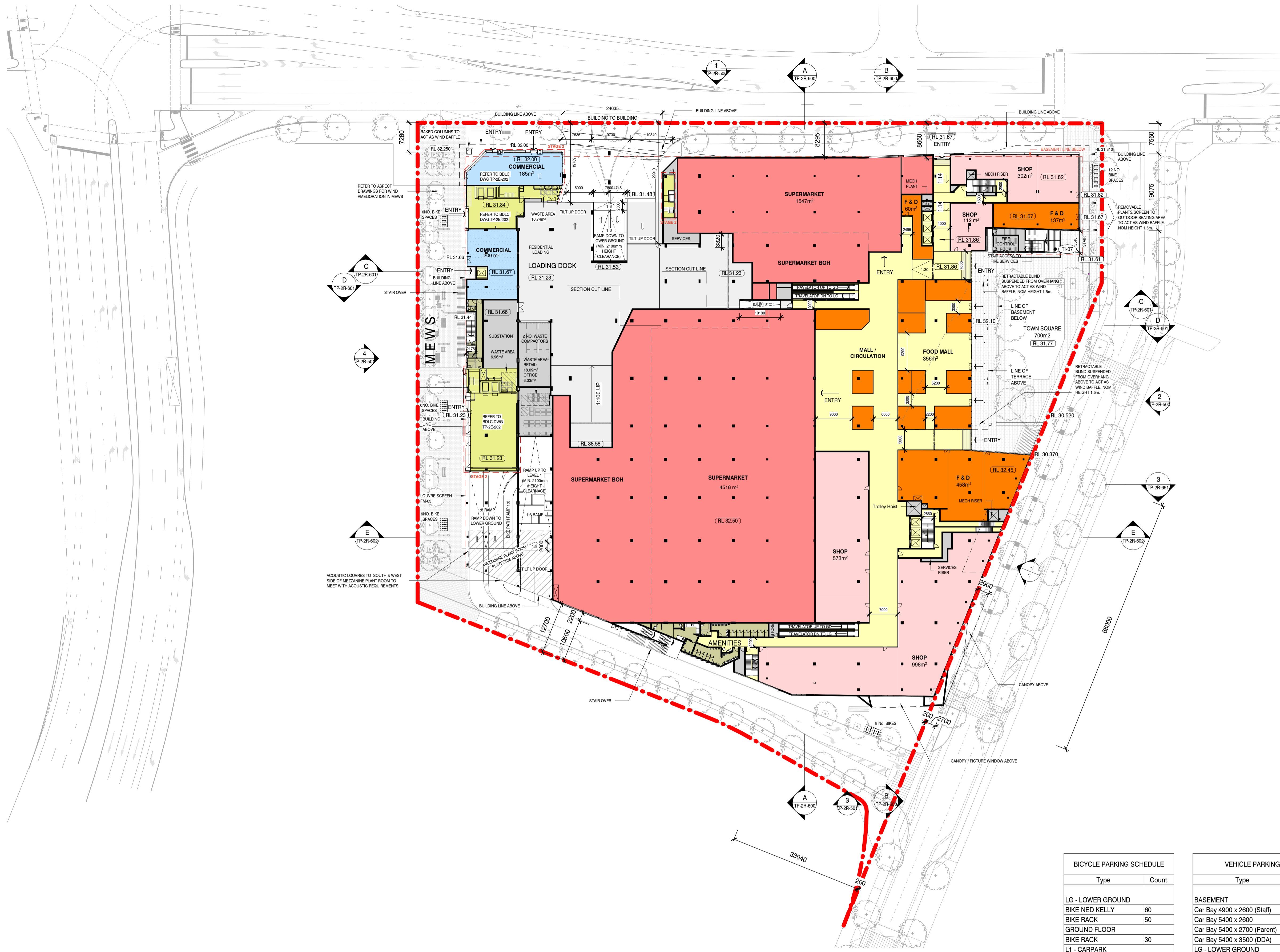
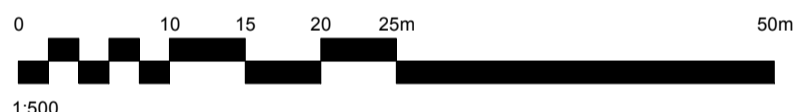
Do not scale drawings. Use figured dimensions only. All dimensions must be verified on site before commencing work. This document must be read in conjunction with all technical specifications and all relevant documents from other disciplines and consultants. Any conflict between these and other documents, or the site conditions must be notified to NHArchitecture immediately in writing and prior to use. © Copyright NHArchitecture Pty Ltd 2015. Written authority (including under the terms of engagement of NHArchitecture for the Project) is required for any: 1. reproduction of this document by any means; 2. use prior to payment in full of all NHArchitecture fees for the Project; or 3. use other than for the Project and for the express purpose & by or on behalf of the entity for which it has been created. Any unauthorised use of this document is at the user's sole risk and without limiting NHArchitecture's rights to the fullest extent permitted by law the user indemnifies NHArchitecture against all loss, liability and damage so arising.

LEGEND

- SUPERMARKET
- SHOP
- F & D
- COMMERCIAL
- COMMUNITY BUILDING
- SCHOOL BUILDING
- OUTDOOR LEARNING
- RESIDENTIAL LOBBY
- RESIDENTIAL
- RESIDENTIAL BALCONY
- AMENITIES
- CARPARK
- BOH
- CIRCULATION

- PERMIT EXTENT BOUNDARY
- EXISTING TITLE BOUNDARY
- NEW LOT BY REED
- NEW EASEMENT BY REED

FOR EXTERNAL LEVELS, REFER TO ASPECT LOWER GROUND AND GROUND GENERAL ARRANGEMENT PLANS. LEVELS SUBJECT TO FINAL REEDS CIVIL DESIGN FOR HEIDELBERG ROAD WIDENING, AND AUTHORITY APPROVALS.



BICYCLE PARKING SCHEDULE	
Type	Count
LG - LOWER GROUND	
BIKE NED KELLY	60
BIKE RACK	50
GROUND FLOOR	
BIKE RACK	30
L1 - CARPARK	
BIKE NED KELLY	113
BIKE RACK	44
L1 TERRACE	
BIKE RACK	62
L2	
BIKE NED KELLY	63
BIKE RACK	62
Grand total:	484

VEHICLE PARKING SCHEDULE	
Type	Count
BASEMENT	
Car Bay 4900 x 2600 (Staff)	27
Car Bay 5400 x 2600	190
Car Bay 5400 x 2700 (Parent)	4
Car Bay 5400 x 3500 (DDA)	6
LG - LOWER GROUND	
Car Bay 4900 x 2600 (Staff)	34
Car Bay 5400 x 2600	239
Car Bay 5400 x 3500 (DDA)	8
Car Bay 6300 x 2400 (Parallel)	6
L1 - CARPARK	
Car Bay 4900 x 2600	177
Car Bay 5400 x 2600 (Tandem)	14
L2	
Car Bay 4900 x 2600	182
Car Bay 5400 x 2600 (Tandem)	14
Grand total:	901

1 GROUND FLOOR PLAN
1 : 500

Client
ALPHA PARTNERS

Consultant
NHArchitecture

Level 7 Cannons House Telephone +613 9654
 12-20 Flinders Lane 4955
 Melbourne, Australia 3000 Facsimile +613 9654
 4938
 www.nharchitecture.net

TOWN PLANNING

Project Name
**THE VILLAGE ALPHINGTON
 STAGE 1 (RETAIL)**

Drawing Name
GROUND FLOOR PLAN

Architect
BP/NH

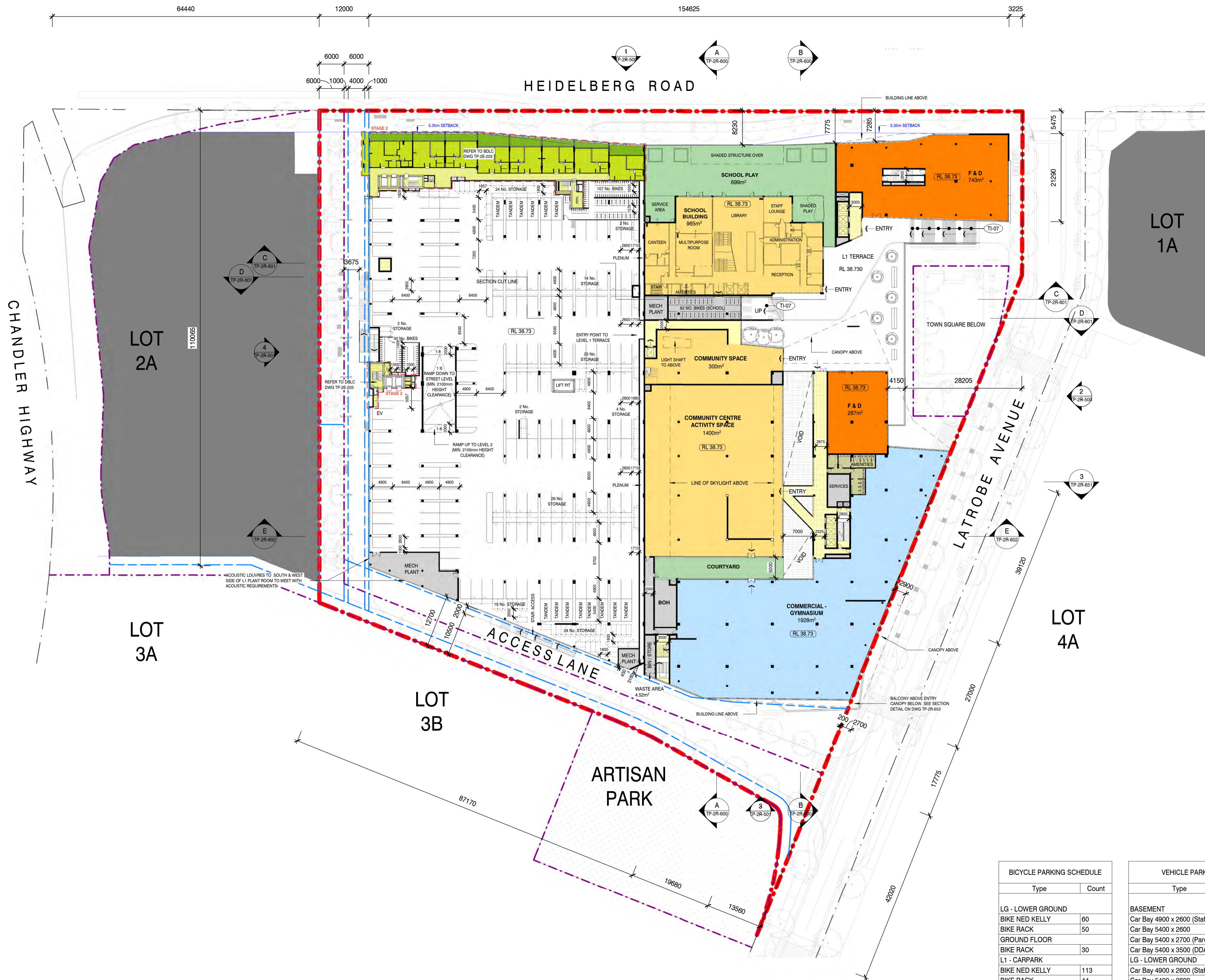
Drawn By
JY/SB

Scale @ A1
1 : 500

Project Number
160840

Drawing Number
TP-2R-202

Revision
03

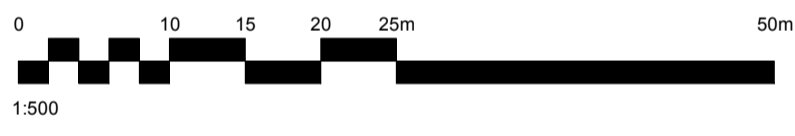


LEGEND

- SUPERMARKET
- SHOP
- F & D
- COMMERCIAL
- COMMUNITY BUILDING
- SCHOOL BUILDING
- OUTDOOR LEARNING
- RESIDENTIAL LOBBY
- RESIDENTIAL
- RESIDENTIAL BALCONY
- AMENITIES
- CARPARK
- BOH
- CIRCULATION

- PERMIT EXTENT BOUNDARY
- EXISTING TITLE BOUNDARY
- NEW LOT BY REED
- NEW EASEMENT BY REED

FOR EXTERNAL LEVELS, REFER TO ASPECT LOWER GROUND AND GROUND GENERAL ARRANGEMENT PLANS. LEVELS SUBJECT TO FINAL REEDS CIVIL DESIGN FOR HEIDELBERG ROAD WIDENING, AND AUTHORITY APPROVALS.



1 LEVEL 01 PLAN
1 : 500

BICYCLE PARKING SCHEDULE	
Type	Count
LG - LOWER GROUND	
BIKE NED KELLY	60
BIKE RACK	50
GROUND FLOOR	
BIKE RACK	30
L1 - CARPARK	
BIKE NED KELLY	113
BIKE RACK	44
L1 TERRACE	
BIKE RACK	62
L2	
BIKE NED KELLY	63
BIKE RACK	62
Grand total:	484

RESIDENTIAL STORAGE SCHEDULE		
Type	Comments	Count
L1 - CARPARK		
Storage Cage (6m³)		132
L2		
Storage Cage (6m³)		149
Grand total:		281

VEHICLE PARKING SCHEDULE		
Type		Count
BASEMENT		
Car Bay 4900 x 2600 (Staff)		27
Car Bay 5400 x 2600		190
Car Bay 5400 x 2700 (Parent)		4
Car Bay 5400 x 3500 (DDA)		6
LG - LOWER GROUND		
Car Bay 4900 x 2600 (Staff)		34
Car Bay 5400 x 2600		239
Car Bay 5400 x 3500 (DDA)		8
Car Bay 6300 x 2400 (Parallel)		6
L1 - CARPARK		
Car Bay 4900 x 2600		177
Car Bay 5400 x 2600 (Tandem)		14
L2		
Car Bay 4900 x 2600		182
Car Bay 5400 x 2600 (Tandem)		14
Grand total:		901

Client
ALPHA PARTNERS

Consultant
NHArchitecture

Level 7 Cannons House Telephone +613 9654
 12-20 Flinders Lane 4955
 Melbourne, Australia 3000 Facsimile +613 9654
 4938
 www.nharchitecture.net

TOWN PLANNING

Project Name
THE VILLAGE ALPHINGTON
STAGE 1 (RETAIL)

Drawing Name
LEVEL 1 PLAN

Architect
BP/NH

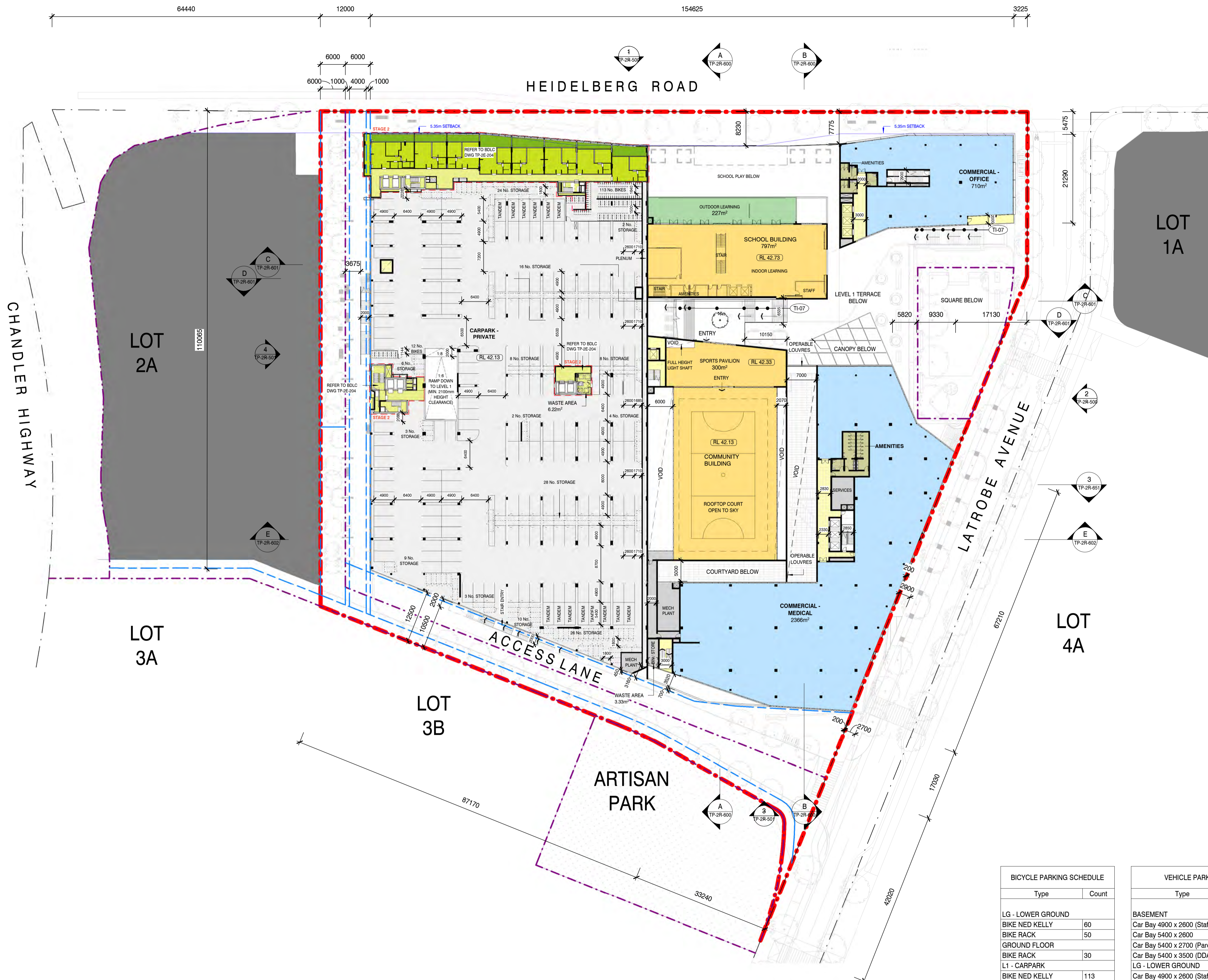
Drawn By
JY/SB

Scale @ A1
1 : 500

Project Number
160840

Drawing Number
TP-2R-203

Revision
03



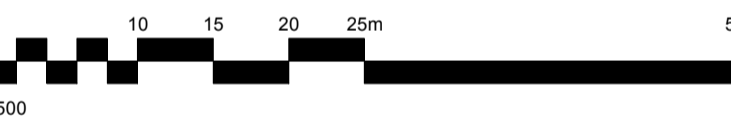
Do not scale drawings. Use figured dimensions only. All dimensions must be verified on site before commencing work. This document must be read in conjunction with all technical specifications and all relevant documents from other disciplines and consultants. Any conflict between these and other documents, or the site conditions must be notified to NHArchitecture immediately in writing and prior to use. © Copyright NHArchitecture Pty Ltd 2015. Written authority (including under the terms of engagement of NHArchitecture for the Project) is required for any: 1. reproduction of this document by any means; 2. use prior to payment in full of all NHArchitecture fees for the Project; or 3. use other than for the Project and for the express purpose & by or on behalf of the entity for which it has been created. Any unauthorised use of this document is at the user's sole risk and without limiting NHArchitecture's rights to the fullest extent permitted by law the user indemnifies NHArchitecture against all loss, liability and damage so arising.

LEGEND

- SUPERMARKET
- SHOP
- F & D
- COMMERCIAL
- COMMUNITY BUILDING
- SCHOOL BUILDING
- OUTDOOR LEARNING
- RESIDENTIAL LOBBY
- RESIDENTIAL
- RESIDENTIAL BALCONY
- AMENITIES
- CARPARK
- BOH
- CIRCULATION

- PERMIT EXTENT BOUNDARY
- EXISTING TITLE BOUNDARY
- NEW LOT BY REED
- NEW EASEMENT BY REED

FOR EXTERNAL LEVELS, REFER TO ASPECT LOWER GROUND AND GROUND GENERAL ARRANGEMENT PLANS. LEVELS SUBJECT TO FINAL REEDS CIVIL DESIGN FOR HEIDELBERG ROAD WIDENING, AND AUTHORITY APPROVALS.



1 LEVEL 02 PLAN
1 : 500

BICYCLE PARKING SCHEDULE	
Type	Count
LG - LOWER GROUND	
BIKE NED KELLY	60
BIKE RACK	50
GROUND FLOOR	
BIKE RACK	30
L1 - CARPARK	
BIKE NED KELLY	113
BIKE RACK	44
L1 TERRACE	
BIKE RACK	62
L2	
BIKE NED KELLY	63
BIKE RACK	62
Grand total:	484

RESIDENTIAL STORAGE SCHEDULE		
Type	Comments	Count
L1 - CARPARK		
Storage Cage (6m³)		132
L2		
Storage Cage (6m³)		149
Grand total:		281

VEHICLE PARKING SCHEDULE		
Type		Count
BASEMENT		
Car Bay 4900 x 2600 (Staff)		27
Car Bay 5400 x 2600		190
Car Bay 5400 x 2700 (Parent)		4
Car Bay 5400 x 3500 (DDA)		6
LG - LOWER GROUND		
Car Bay 4900 x 2600 (Staff)		34
Car Bay 5400 x 2600		239
Car Bay 5400 x 3500 (DDA)		8
Car Bay 6300 x 2400 (Parallel)		6
L1 - CARPARK		
Car Bay 4900 x 2600		177
Car Bay 5400 x 2600 (Tandem)		14
L2		
Car Bay 4900 x 2600		182
Car Bay 5400 x 2600 (Tandem)		14
Grand total:		901

Client
ALPHA PARTNERS

Consultant
NHArchitecture
 Level 7 Cannons House Telephone +613 9654
 12-20 Flinders Lane 4955
 Melbourne, Australia 3000 Facsimile +613 9654
 4938
 www.nharchitecture.net

TOWN PLANNING

Project Name
THE VILLAGE ALPHINGTON
STAGE 1 (RETAIL)

Drawing Name
LEVEL 2 PLAN

Architect
BP/NH

Drawn By
JY/SB

Scale @ A1
1 : 500

Project Number
160840

Drawing Number
TP-2R-204

Revision
03

Rev	Date	Description
01	25.08.17	PLANNING PERMIT LODGEMENT
02	24.11.17	RESPONSE TO COUNCIL RFI
03	23.02.18	RESPONSE TO COUNCIL RFI

Do not scale drawings. Use figured dimensions only. All dimensions must be verified on site before commencing work. This document must be read in conjunction with all technical specifications and all relevant documents from other disciplines and consultants. Any conflict between these and other documents, or the site conditions must be notified to NHArchitecture immediately in writing and prior to use. © Copyright NHArchitecture Pty Ltd 2015. Written authority (including under the terms of engagement of NHArchitecture for the Project) is required for any: 1. reproduction of this document by any means; 2. use prior to payment in full of all NHArchitecture fees for the Project; or 3. use other than for the Project and for the express purpose & by or on behalf of the entity for which it has been created. Any unauthorised use of this document is at the user's sole risk and without limiting NHArchitecture's rights to the fullest extent permitted by law the user indemnifies NHArchitecture against all loss, liability and damage so arising.

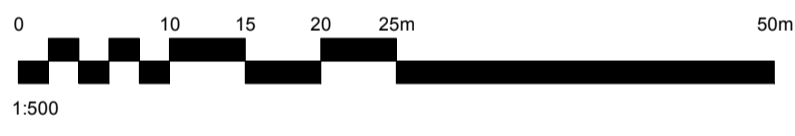


LEGEND

- SUPERMARKET
- SHOP
- F & D
- COMMERCIAL
- COMMUNITY BUILDING
- SCHOOL BUILDING
- OUTDOOR LEARNING
- RESIDENTIAL LOBBY
- RESIDENTIAL
- RESIDENTIAL BALCONY
- AMENITIES
- CARPARK
- BOH
- CIRCULATION

- PERMIT EXTENT BOUNDARY
- EXISTING TITLE BOUNDARY
- NEW LOT BY REED
- NEW EASEMENT BY REED

FOR EXTERNAL LEVELS, REFER TO ASPECT LOWER GROUND AND GROUND GENERAL ARRANGEMENT PLANS.
LEVELS SUBJECT TO FINAL REEDS CIVIL DESIGN FOR HEIDELBERG ROAD WIDENING, AND AUTHORITY APPROVALS.



1 LEVEL 03 PLAN
1 : 500

Client
ALPHA PARTNERS

Consultant
NHArchitecture
Level 7 Cannons House Telephone +613 9654
12-20 Flinders Lane 4955
Melbourne, Australia 3000 Facsimile +613 9654
4938
www.nharchitecture.net

TOWN PLANNING
Project Name
**THE VILLAGE ALPHINGTON
STAGE 1 (RETAIL)**
Drawing Name
LEVEL 3 PLAN

Architect	Drawn By	Scale @ A1
BP/NH	JY/SB	1 : 500
Project Number	Drawing Number	Revision
160840	TP-2R-205	03

C:\working\160840_25_03_18\TP2R-205_Level03Plan.dwg

Rev	Date	Description
01	25.08.17	PLANNING PERMIT LODGEMENT
02	24.11.17	RESPONSE TO COUNCIL RFI
03	23.02.18	RESPONSE TO COUNCIL RFI

Do not scale drawings. Use figured dimensions only. All dimensions must be verified on site before commencing work. This document must be read in conjunction with all technical specifications and all relevant documents from other disciplines and consultants. Any conflict between these and other documents, or the site conditions must be notified to NHArchitecture immediately in writing and prior to use. © Copyright NHArchitecture Pty Ltd 2015. Written authority (including under the terms of engagement of NHArchitecture for the Project) is required for any: 1. reproduction of this document by any means; 2. use prior to payment in full of all NHArchitecture fees for the Project; or 3. use other than for the Project and for the express purpose & by or on behalf of the entity for which it has been created. Any unauthorised use of this document is at the user's sole risk and without limiting NHArchitecture's rights to the fullest extent permitted by law the user indemnifies NHArchitecture against all loss, liability and damage so arising.

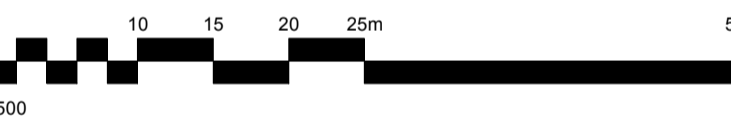


LEGEND

- SUPERMARKET
- SHOP
- F & D
- COMMERCIAL
- COMMUNITY BUILDING
- SCHOOL BUILDING
- OUTDOOR LEARNING
- RESIDENTIAL LOBBY
- RESIDENTIAL
- RESIDENTIAL BALCONY
- AMENITIES
- CARPARK
- BOH
- CIRCULATION

- PERMIT EXTENT BOUNDARY
- EXISTING TITLE BOUNDARY
- NEW LOT BY REED
- NEW EASEMENT BY REED

FOR EXTERNAL LEVELS, REFER TO ASPECT LOWER GROUND AND GROUND GENERAL ARRANGEMENT PLANS.
LEVELS SUBJECT TO FINAL REEDS CIVIL DESIGN FOR HEIDELBERG ROAD WIDENING, AND AUTHORITY APPROVALS.



1 LEVEL 04 PLAN
1 : 500

Client
ALPHA PARTNERS

Consultant
NHArchitecture

Level 7 Cannons House Telephone +613 9654
12-20 Flinders Lane 4955
Melbourne, Australia 3000 Facsimile +613 9654
4938
www.nharchitecture.net

TOWN PLANNING

Project Name
**THE VILLAGE ALPHINSTON
STAGE 1 (RETAIL)**

Drawing Name
LEVEL 4 PLAN

Architect	Drawn By	Scale @ A1
BP	JY/SB	1 : 500
Project Number	Drawing Number	Revision
160840	TP-2R-206	03

C:\workspace\160840_25_20_18\TP2R-206_Level04.dwg

Rev	Date	Description
01	25.08.17	PLANNING PERMIT LODGEMENT
02	24.11.17	RESPONSE TO COUNCIL RFI
03	23.02.18	RESPONSE TO COUNCIL RFI

Do not scale drawings. Use figured dimensions only. All dimensions must be verified on site before commencing work. This document must be read in conjunction with all technical specifications and all relevant documents from other disciplines and consultants. Any conflict between these and other documents, or the site conditions must be notified to NHArchitecture immediately in writing and prior to use. © Copyright NHArchitecture Pty Ltd 2015. Written authority (including under the terms of engagement of NHArchitecture for the Project) is required for any 1. reproduction of this document by any means, 2. use prior to payment in full of all NHArchitecture fees for the Project, or 3. use other than for the Project and for the express purpose & by or on behalf of the entity for which it has been created. Any unauthorised use of this document is at the user's sole risk and without limiting NHArchitecture's rights to the fullest extent permitted by law the user indemnifies NHArchitecture against all loss, liability and damage so arising.

LEGEND

GL-01	GLAZING WITH ALUMINIUM HOOD PROJECTING FROM FACADE
GL-02	GLAZING WITH STEEL FRAME
GL-03	SHOPFRONT GLAZING WITH STEEL FRAMING
GL-04	SKYLIGHT GLAZING WITH POLYCARBONATE INFILL, STEEL FRAME
GL-05	SMOKED REFLECTIVE MIRROR GLAZING
CD-01	WEATHERED METAL CLADDING
CD-02	COMPOSITE ALUMINIUM CLADDING
CD-03	METAL BATTENS SOFFIT
CD-04	POLYCARBONATE CLADDING
BR-01	BRICK VENEER CLADDING
PR-01	BRICK SNAP CLADDING
CD-05	ALUMINIUM WINDOW TRIM
LV-01	PLANT LOUVRES
LV-02	CONTINUOUS STRIP VENTILATION ABOVE TENANCY SHOPFRONT
TI-04	GRANITE FLOOR TILING
HR-02	POWDER COATED STEEL STAIR + BALUSTRADE
FM-02	POWDER COATED STEEL FLATS BALUSTRADE
RF-02	METAL DECK ROOF WITH STRIP POLYCARBONATE SKYLIGHTING
CS-01	SCHOOL BUILDING COMPRESSED SHEET PANEL, PAINT FINISH
MT-01	FLATLOCK, COLOURBOND WINDSPRAY
MT-02	ALUMINIUM WINDOW TRIM
MT-03	RONSTAN VERTICAL CABLE
MT-04	RONSTAN MESH CABLE
MT-05	ALUMINIUM SHEET, COLOURBOND MONUMENT
GS-01	CLEAR GLAZING, POWDERCOAT FINISH
GS-02	TRANSLUCENT GLAZING

GLAZING TYPE KEY:
 (CL) - CLEAR
 (TR) - TRANSLUCENT
 (OP) - OPAQUE

FOR EXTERNAL LEVELS, REFER TO ASPECT LOWER GROUND AND GROUND GENERAL ARRANGEMENT PLANS. LEVELS SUBJECT TO FINAL REEDS CIVIL DESIGN FOR HEIDELBERG ROAD WIDENING, AND AUTHORITY APPROVALS.

Client
ALPHA PARTNERS

Consultant
NHArchitecture
 Level 7 Cannons House Telephone +613 9654 4955
 12-20 Flinders Lane Facsimile +613 9654 4938
 Melbourne, Australia 3000
 www.nharchitecture.net

TOWN PLANNING

Project Name
THE VILLAGE ALPHINGTON
STAGE 1 (RETAIL)

Drawing Name
ELEVATIONS - NORTH AND EAST STREET FRONTAGES

Architect
BP/NH


Drawn By
JY/SB

Scale @ A1
 As indicated

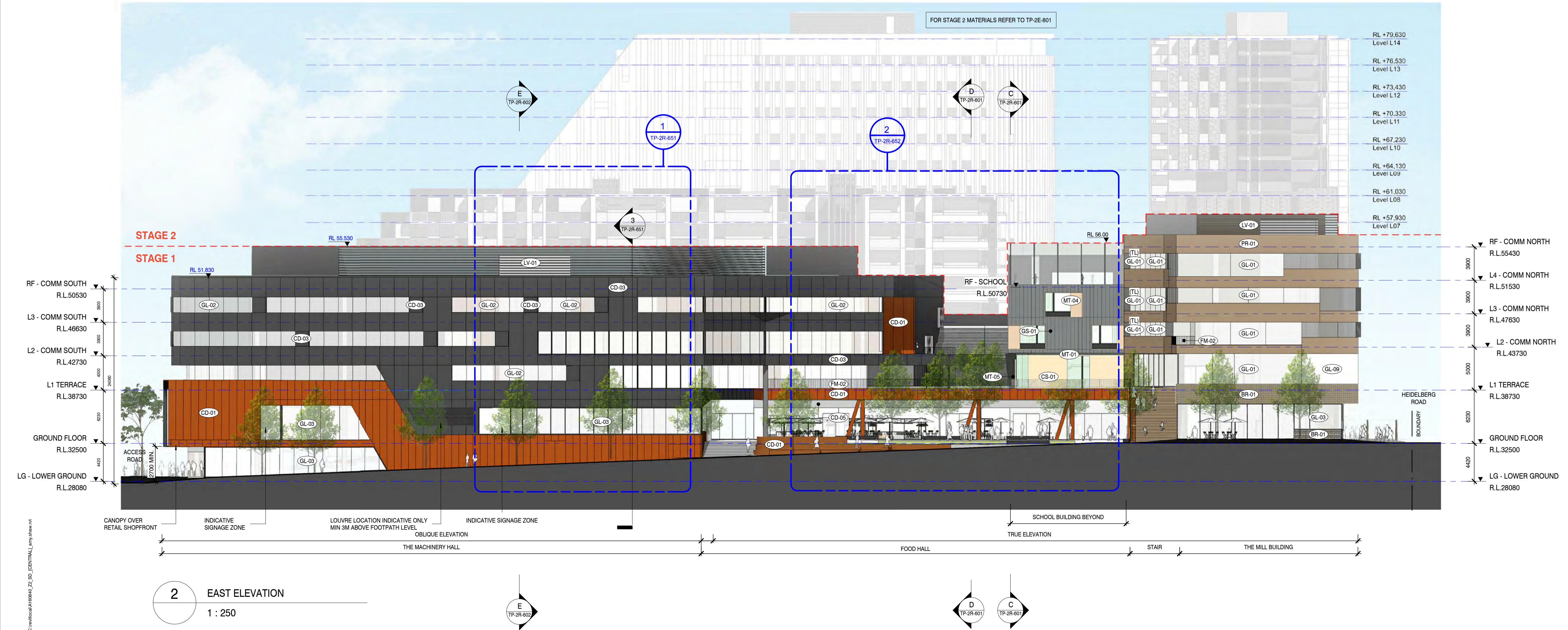
Project Number
160840

Drawing Number
TP-2R-500

Revision
03



1 NORTH ELEVATION
 1 : 250



2 EAST ELEVATION
 1 : 250

C:\work\160840_2500_ARCH\TP-2R-500.dwg

Rev	Date	Description
01	25.08.17	PLANNING PERMIT LODGEMENT
02	24.11.17	RESPONSE TO COUNCIL RFI
03	23.02.18	RESPONSE TO COUNCIL RFI

Do not scale drawings. Use figured dimensions only. All dimensions must be verified on site before commencing work. This document must be used in conjunction with all technical specifications and all relevant documents from other disciplines and consultants. Any conflict between these and other documents, or the site conditions must be notified to NHArchitecture immediately in writing and prior to use. © Copyright NHArchitecture Pty Ltd 2015. Written authority (including under the terms of engagement of NHArchitecture for the Project) is required for any 1. reproduction of this document by any means, 2. use prior to payment in full of all NHArchitecture fees for the Project, or 3. use other than for the Project and for the express purpose & by or on behalf of the entity for which it has been created. Any unauthorised use of this document is at the user's sole risk and without limiting NHArchitecture's rights to the fullest extent permitted by law the user indemnifies NHArchitecture against all loss, liability and damage so arising.

LEGEND	
GL-01	GLAZING WITH ALUMINIUM HOOD PROJECTING FROM FACADE
GL-02	GLAZING WITH STEEL FRAME
GL-03	SHOPFRONT GLAZING WITH STEEL FRAMING
GL-04	SKYLIGHT GLAZING WITH POLYCARBONATE INFILL, STEEL FRAME
GL-05	SMOKED REFLECTIVE MIRROR GLAZING
CD-01	WEATHERED METAL CLADDING
CD-02	COMPOSITE ALUMINIUM CLADDING
CD-03	METAL BATTENS SOFFIT
CD-04	POLYCARBONATE CLADDING
LV-01	PLANT LOUVRES
LV-02	CONTINUOUS STRIP VENTILATION ABOVE TENANCY SHOPFRONT
TI-04	GRANITE FLOOR TILING
HR-05	POWDER COATED STEEL STAIR + BALUSTRADE
FM-02	POWDER COATED STEEL FLATS BALUSTRADE
RF-02	METAL DECK ROOF WITH STRIP POLYCARBONATE SKYLIGHTING
SCHOOL BUILDING	
CS-01	COMPRESSED SHEET PANEL, PAINT FINISH
MT-01	FLATLOCK, COLOURBOND WINDSPRAY
MT-02	ALUMINIUM WINDOW TRIM
MT-03	RONSTAN VERTICAL CABLE
MT-04	RONSTAN MESH CABLE
MT-05	ALUMINIUM SHEET, COLOURBOND MONUMENT
GS-01	CLEAR GLAZING, POWDERCOAT FINISH
GS-02	TRANSLUCENT GLAZING

GLAZING TYPE KEY:	
(CL)	CLEAR
(TR)	TRANSLUCENT
(OP)	OPAQUE

FOR EXTERNAL LEVELS, REFER TO ASPECT LOWER GROUND AND GROUND GENERAL ARRANGEMENT PLANS. LEVELS SUBJECT TO FINAL REEDS CIVIL DESIGN FOR HEIDELBERG ROAD WIDENING, AND AUTHORITY APPROVALS.

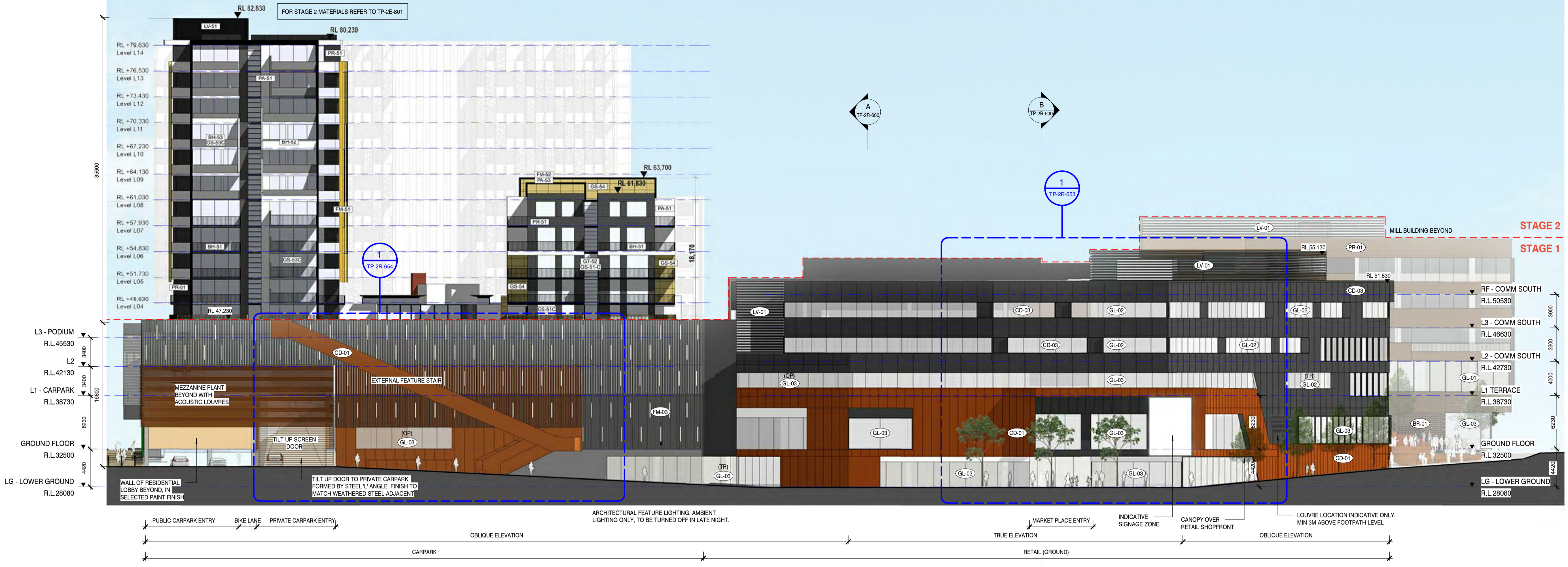


NHArchitecture
 Level 7 Cannons House Telephone +613 9654 4955
 12-20 Flinders Lane Facsimile +613 9654 4938
 Melbourne, Australia 3000
 www.nharchitecture.net


TOWN PLANNING
 Project Name
THE VILLAGE ALPHINGTON
STAGE 1 (RETAIL)

ELEVATIONS - SOUTH AND WEST STREET FRONTAGES

Architect **BP/NH** Drawn By **JY/SB** Scale @ **A1**
 Project Number **160840** Drawing Number **TP-2R-501** Revision **03**



3 SOUTH ELEVATION
1 : 250



4 WEST ELEVATION
1 : 250

Rev	Date	Description
01	25.08.17	PLANNING PERMIT LODGEMENT
02	24.11.17	RESPONSE TO COUNCIL RFI
03	23.02.18	RESPONSE TO COUNCIL RFI

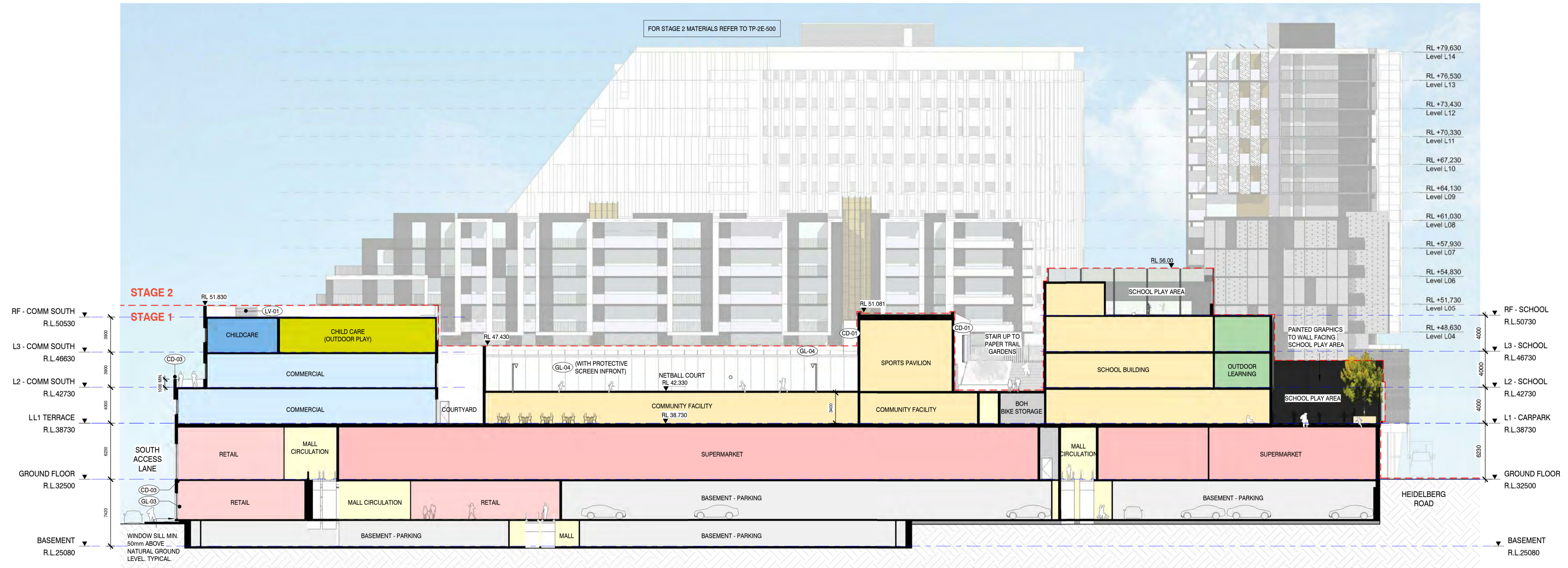
Do not scale drawings. Use figured dimensions only. All dimensions must be verified on site before commencing work. This document must be read in conjunction with all technical specifications and all relevant documents from other disciplines and consultants. Any conflict between these and other documents, or the site conditions must be notified to NHArchitecture immediately in writing and prior to use. © Copyright NHArchitecture Pty Ltd 2015. Written authority (including under the terms of engagement of NHArchitecture for the Project) is required for any reproduction of this document by any means. 2. Use prior to payment in full of all NHArchitecture fees for the Project or 3. Use other than for the Project and for the express purpose & by or on behalf of the entity for which it has been created. Any unauthorised use of this document is at the user's sole risk and without limiting NHArchitecture's rights to the fullest extent permitted by law the user indemnifies NHArchitecture against all loss, liability and damage so arising.

LEGEND

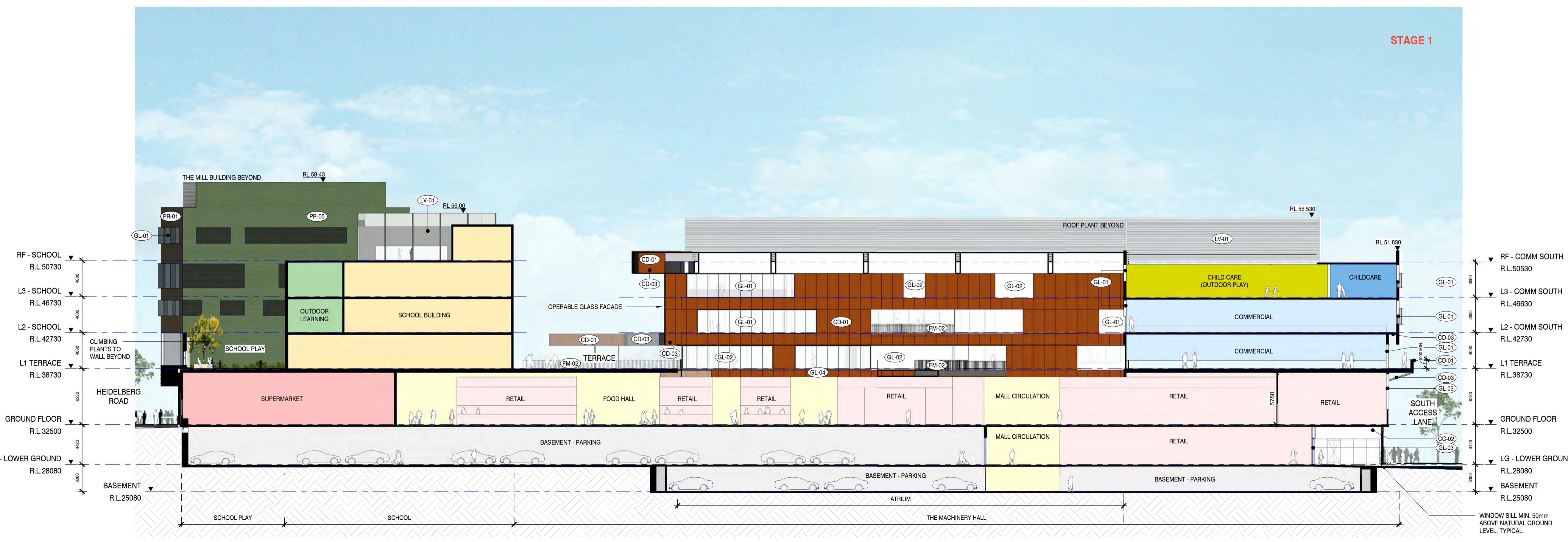
- (GL-01) GLAZING WITH ALUMINIUM HOOD PROJECTING FROM FACADE
- (GL-02) GLAZING WITH STEEL FRAME
- (GL-03) SHOPFRONT GLAZING WITH STEEL FRAMING
- (GL-04) SKYLIGHT GLAZING WITH POLYCARBONATE INFILL, STEEL FRAME
- (GL-05) SMOKED REFLECTIVE MIRROR GLAZING
- (CD-01) WEATHERED METAL CLADDING
- (CD-03) COMPOSITE ALUMINIUM CLADDING
- (CD-05) METAL BATTENS SOFFIT
- (BR-01) BRICK VENEER CLADDING
- (PR-01) BRICK SNAP CLADDING
- (CD-04) POLYCARBONATE CLADDING
- (LV-01) PLANT LOUVRES
- (LV-05) CONTINUOUS STRIP VENTILATION ABOVE TENANCY SHOPFRONT
- (TI-04) GRANITE FLOOR TILING
- (HR-05) POWDER COATED STEEL STAIR + BALUSTRADE
- (FM-02) POWDER COATED STEEL FLATS BALUSTRADE
- (RF-02) METAL DECK ROOF WITH STRIP POLYCARBONATE SKYLIGHTING
- (CS-01) SCHOOL BUILDING COMPRESSED SHEET PANEL, PAINT FINISH
- (MT-01) FLATLOCK, COLOURBOND WINDSPRAY
- (MT-02) ALUMINIUM WINDOW TRIM
- (MT-03) RONSTAN VERTICAL CABLE
- (MT-04) RONSTAN MESH CABLE
- (MT-05) ALUMINIUM SHEET, COLOURBOND MONUMENT
- (GS-01) CLEAR GLAZING, POWDERCOAT FINISH
- (GS-02) TRANSLUCENT GLAZING

GLAZING TYPE KEY:
(CL) - CLEAR
(TR) - TRANSLUCENT
(OP) - OPAQUE

FOR EXTERNAL LEVELS, REFER TO ASPECT LOWER GROUND AND GROUND GENERAL ARRANGEMENT PLANS.
LEVELS SUBJECT TO FINAL REEDS CIVIL DESIGN FOR HEIDELBERG ROAD WIDENING, AND AUTHORITY APPROVALS.



A SECTION A
1 : 250



B SECTION B
1 : 250

Client
ALPHA PARTNERS

Consultant
NHArchitecture
Level 7 Cannons House Telephone +613 9654
12-20 Flinders Lane 4955
Melbourne, Australia 3000 Facsimile +613 9654
4938
www.nharchitecture.net

TOWN PLANNING

Project Name
**THE VILLAGE ALPHINGTON
STAGE 1 (RETAIL)**


Overall Sections - Sheet 1
(NORTH-SOUTH)

Architect	Drawn By	Scale @
BP/NH	JY/SB	As indicated
Project Number	Drawing Number	Revision
160840	TP-2R-600	03

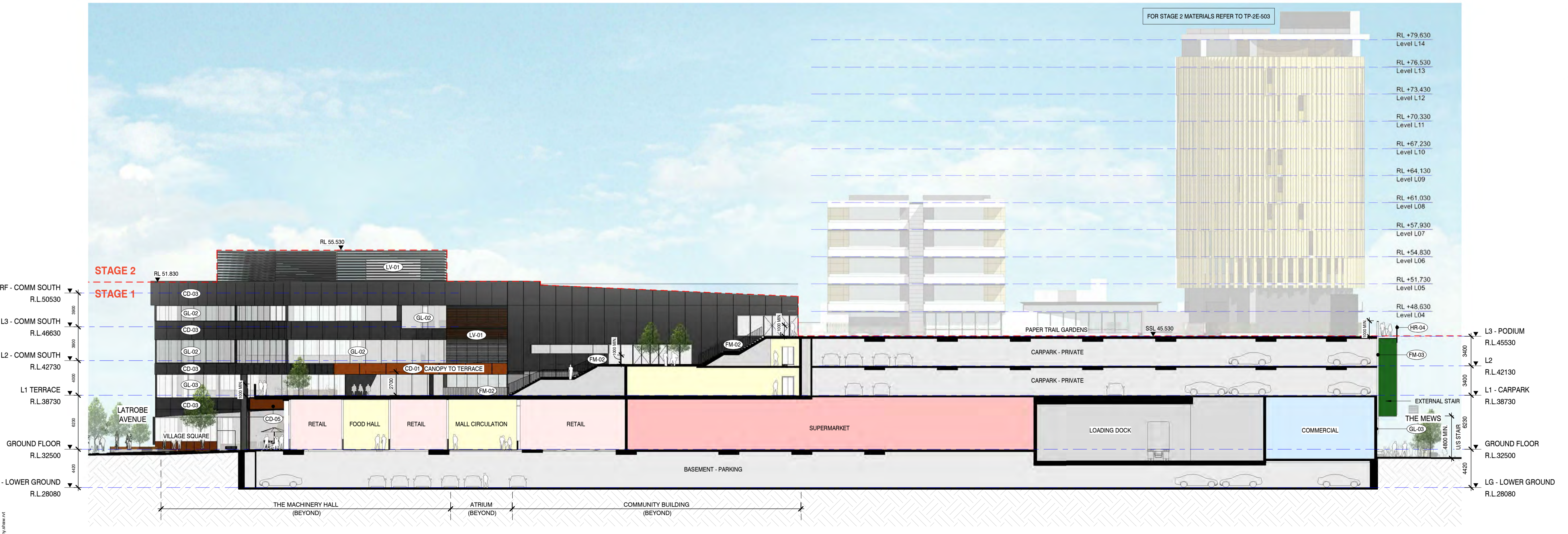
C:\working\160840_25_03_18\TP2R_1\my drawing

Rev	Date	Description
01	25.08.17	PLANNING PERMIT LODGEMENT
02	24.11.17	RESPONSE TO COUNCIL RFI
03	23.02.18	RESPONSE TO COUNCIL RFI

Do not scale drawings. Use figured dimensions only. All dimensions must be verified on site before commencing work. This document must be read in conjunction with all technical specifications and all relevant documents from other disciplines and consultants. Any conflict between these and other documents, or the site conditions must be notified to NHArchitecture immediately in writing and prior to use. © Copyright NHArchitecture Pty Ltd 2015. Written authority (including under the terms of engagement of NHArchitecture for the Project) is required for any reproduction of this document by any means. 2. Use prior to payment in full of all NHArchitecture fees for the Project or 3. Use other than for the Project and for the express purpose & by or on behalf of the entity for which it has been created. Any unauthorised use of this document is at the user's sole risk and without limiting NHArchitecture's rights to the fullest extent permitted by law the user indemnifies NHArchitecture against all loss, liability and damage so arising.



C SECTION C
1 : 250



D SECTION D
1 : 250

FOR EXTERNAL LEVELS, REFER TO ASPECT LOWER GROUND AND GROUND GENERAL ARRANGEMENT PLANS. LEVELS SUBJECT TO FINAL REEDS CIVIL DESIGN FOR HEIDELBERG ROAD WIDENING, AND AUTHORITY APPROVALS.

Client
ALPHA PARTNERS

Consultant
NHArchitecture
Level 7 Cannons House Telephone +613 9654 4955
12-20 Flinders Lane 4955
Melbourne, Australia 3000 Facsimile +613 9654 4938
www.nharchitecture.net

TOWN PLANNING
Project Name
**THE VILLAGE ALPHINGTON
STAGE 1 (RETAIL)**

Overall Sections - Sheet 2 (East-West)

Architect | Drawn By | Scale @ A1
BP | JY/SB | As indicated
Project Number | Drawing Number | Revision
160840 | TP-2R-601 | 03

C:\working\160840_25_00_ARCH\TP2R-601.dwg

Rev	Date	Description
01	25.08.17	PLANNING PERMIT LODGEMENT
02	24.11.17	RESPONSE TO COUNCIL RFI
03	23.02.18	RESPONSE TO COUNCIL RFI

Do not scale drawings. Use figured dimensions only. All dimensions must be verified on site before commencing work. This document must be read in conjunction with all technical specifications and all relevant documents from other disciplines and consultants. Any conflict between these and other documents, or the site conditions must be notified to NHArchitecture immediately in writing and prior to use. © Copyright NHArchitecture Pty Ltd 2015. Written authority (including under the terms of engagement of NHArchitecture for the Project) is required for any: 1. reproduction of this document by any means; 2. use prior to payment in full of all NHArchitecture fees for the Project; or 3. use other than for the Project and for the express purpose & by or on behalf of the entity for which it has been created. Any unauthorised use of this document is at the user's sole risk and without limiting NHArchitecture's rights to the fullest extent permitted by law the user indemnifies NHArchitecture against all loss, liability and damage so arising.

LEGEND

- (GL-01) GLAZING WITH ALUMINIUM HOOD PROJECTING FROM FACADE
- (GL-02) GLAZING WITH STEEL FRAME
- (GL-03) SHOPFRONT GLAZING WITH STEEL FRAMING
- (GL-04) SKYLIGHT GLAZING WITH POLYCARBONATE INFILL STEEL FRAME
- (GL-05) SMOKED REFLECTIVE MIRROR GLAZING
- (CD-01) WEATHERED METAL CLADDING
- (CD-03) COMPOSITE ALUMINIUM CLADDING
- (CD-05) METAL BATTENS SOFFIT
- (BR-01) BRICK VENEER CLADDING
- (PR-01) BRICK SNAP CLADDING
- (CD-04) POLYCARBONATE CLADDING
- (LV-01) PLANT LOUVRES
- (LV-05) CONTINUOUS STRIP VENTILATION ABOVE TENANCY SHOPFRONT
- (TI-04) GRANITE FLOOR TILING
- (HR-05) POWDER COATED STEEL STAIR + BALUSTRADE
- (FM-02) POWDER COATED STEEL FLATS BALUSTRADE
- (RF-02) METAL DECK ROOF WITH STRIP POLYCARBONATE SKYLIGHTING
- SCHOOL BUILDING**
- (CS-01) COMPRESSED SHEET PANEL, PAINT FINISH
- (MT-01) FLATLOCK, COLOURBOND WINDSPRAY
- (MT-02) ALUMINIUM WINDOW TRIM
- (MT-03) RONSTAN VERTICAL CABLE
- (MT-04) RONSTAN MESH CABLE
- (MT-05) ALUMINIUM SHEET, COLOURBOND MONUMENT
- (GS-01) CLEAR GLAZING, POWDERCOAT FINISH
- (GS-02) TRANSLUCENT GLAZING

GLAZING TYPE KEY:
 (CL) - CLEAR
 (TR) TRANSLUCENT
 (OP) OPAQUE

FOR EXTERNAL LEVELS, REFER TO ASPECT LOWER GROUND AND GROUND GENERAL ARRANGEMENT PLANS.
 LEVELS SUBJECT TO FINAL REEDS CIVIL DESIGN FOR HEIDELBERG ROAD WIDENING, AND AUTHORITY APPROVALS.



E SECTION E
 1 : 250

Client



Consultant



Level 7 Cannons House Telephone +613 9654
 12-20 Flinders Lane 4955
 Melbourne, Australia 3000 Facsimile +613 9654
 4938
 www.nharchitecture.net

TOWN PLANNING

Project Name
**THE VILLAGE ALPHINGTON
 STAGE 1 (RETAIL)**

Drawing Name
**OVERALL SECTIONS - SHEET 3
 (EAST-WEST)**

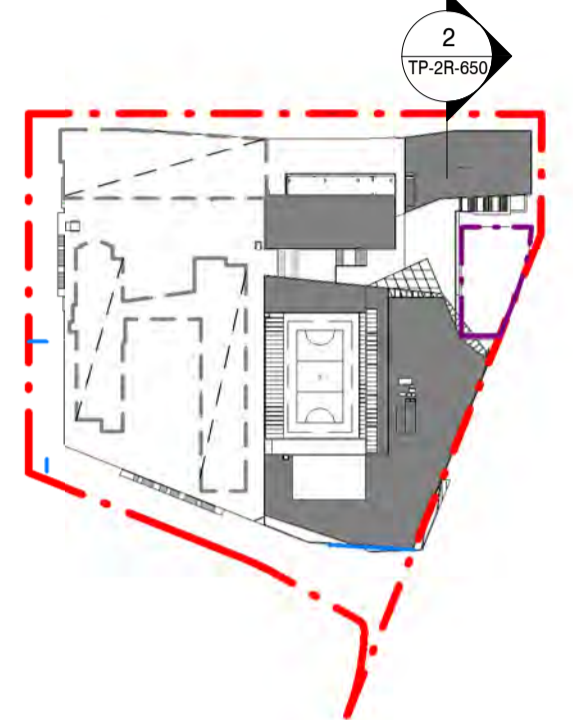
Architect	Drawn By	Scale @ A1
BP	JY/SB	As indicated
Project Number	Drawing Number	Revision
160840	TP-2R-602	03

C:\working\160840_25_03_18\TP2R-602_03.dwg

Rev	Date	Description
01	25.08.17	PLANNING PERMIT LODGEMENT
02	24.11.17	RESPONSE TO COUNCIL RFI
03	23.02.18	RESPONSE TO COUNCIL RFI

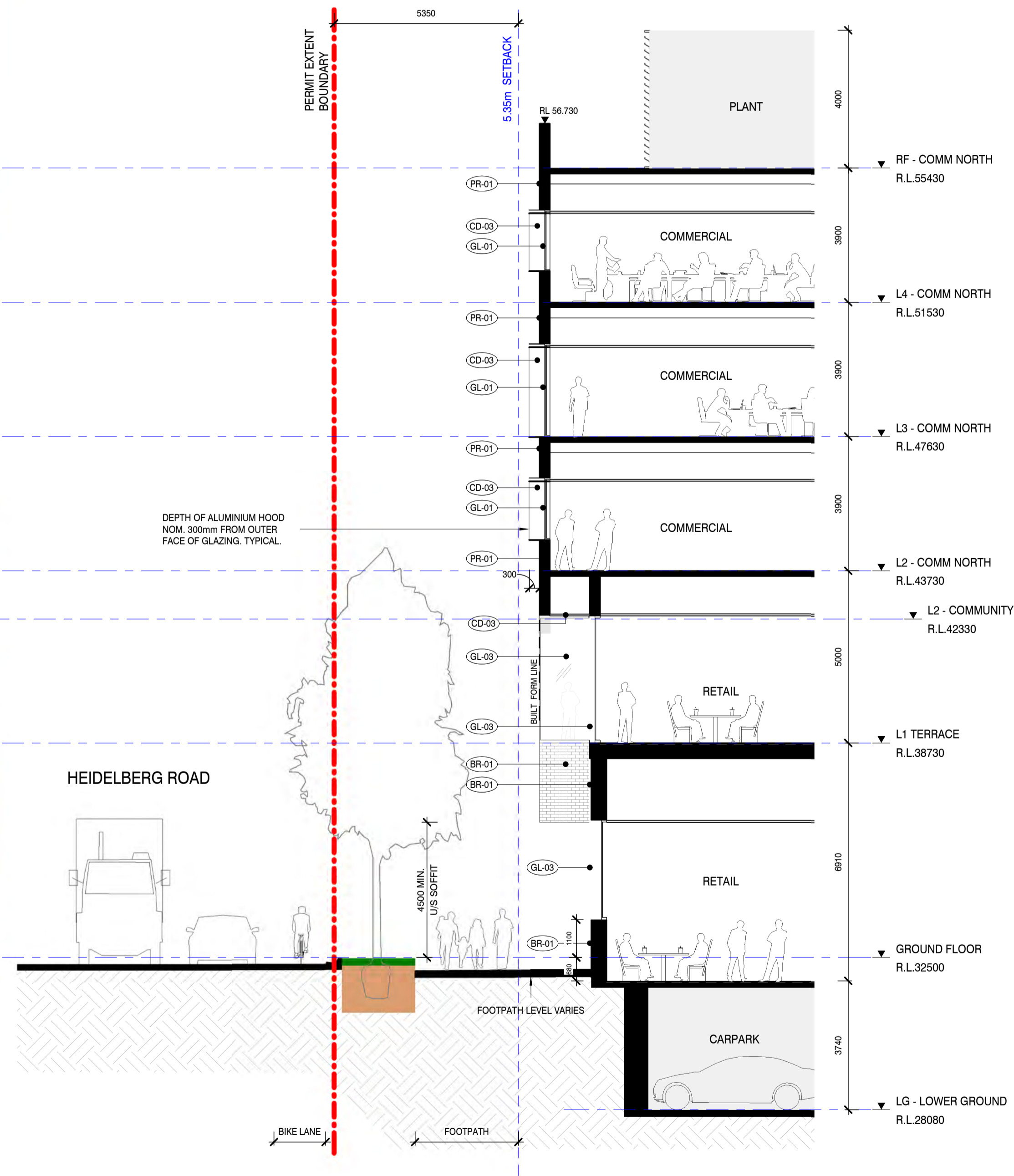
Do not scale drawings. Use figured dimensions only. All dimensions must be verified on site before commencing work. This document must be used in conjunction with all technical specifications and all relevant documents from other disciplines and consultants. Any conflict between these and other documents, or the site conditions must be notified to NHArchitecture immediately in writing and prior to use. © Copyright NHArchitecture Pty Ltd 2015. Written authority (including under the terms of engagement of NHArchitecture for the Project) is required for any reproduction of this document by any means. 2. Use prior to payment in full of all NHArchitecture fees for the Project or 3. Use other than for the Project and for the express purpose & by or on behalf of the entity for which it has been created. Any unauthorised use of this document is at the user's sole risk and without limiting NHArchitecture's rights to the fullest extent permitted by law the user indemnifies NHArchitecture against all loss, liability and damage so arising.

SECTION DETAIL - KEY PLAN



SHOP ENTRY - INDICATIVE LOBBY ENTRY SHOPFRONT

1 3D VIEW - THE MILL BUILDING
2R-500 1 : 100



2 SECTION DETAIL - THE MILL FACADE
1 : 100

- LEGEND**
- (GL-01) GLAZING WITH ALUMINIUM HOOD PROJECTING FROM FACADE
 - (GL-02) GLAZING WITH STEEL FRAME
 - (GL-03) SHOPFRONT GLAZING WITH STEEL FRAMING
 - (GL-04) SKYLIGHT GLAZING WITH POLYCARBONATE INFILL, STEEL FRAME
 - (GL-05) SMOKED REFLECTIVE MIRROR GLAZING
 - (CD-01) WEATHERED METAL CLADDING
 - (CD-03) COMPOSITE ALUMINIUM CLADDING
 - (CD-05) METAL BATTENS SOFFIT
 - (BR-01) BRICK VENEER CLADDING
 - (PR-01) BRICK SNAP CLADDING
 - (CD-04) POLYCARBONATE CLADDING
 - (LV-01) PLANT LOUVRES
 - (LV-05) CONTINUOUS STRIP VENTILATION ABOVE TENANCY SHOPFRONT
 - (TI-04) GRANITE FLOOR TILING
 - (FR-05) POWDER COATED STEEL STAIR + BALUSTRADE
 - (FM-02) POWDER COATED STEEL FLATS BALUSTRADE
 - (RF-02) METAL DECK ROOF WITH STRIP POLYCARBONATE SKYLIGHTING
 - SCHOOL BUILDING**
 - (CS-01) COMPRESSED SHEET PANEL, PAINT FINISH
 - (MT-01) FLATLOCK, COLOURBOND WINDSPRAY
 - (MT-02) ALUMINIUM WINDOW TRIM
 - (MT-03) RONSTAN VERTICAL CABLE
 - (MT-04) RONSTAN MESH CABLE
 - (MT-05) ALUMINIUM SHEET, COLOURBOND MONUMENT
 - (GS-01) CLEAR GLAZING, POWDERCOAT FINISH
 - (GS-02) TRANSLUCENT GLAZING
- GLAZING TYPE KEY:**
(CL) - CLEAR
(TR) TRANSLUCENT
(OP) OPAQUE

FOR EXTERNAL LEVELS, REFER TO ASPECT LOWER GROUND AND GROUND GENERAL ARRANGEMENT PLANS. LEVELS SUBJECT TO FINAL REEDS CIVIL DESIGN FOR HEIDELBERG ROAD WIDENING, AND AUTHORITY APPROVALS.

Client
ALPHA PARTNERS

Consultant
NHArchitecture
Level 7 Cannons House Telephone +613 9654 4955
12-20 Flinders Lane Facsimile +613 9654 4938
Melbourne, Australia 3000
www.nharchitecture.net

TOWN PLANNING
Project Name
THE VILLAGE ALPHINGTON STAGE 1 (RETAIL)

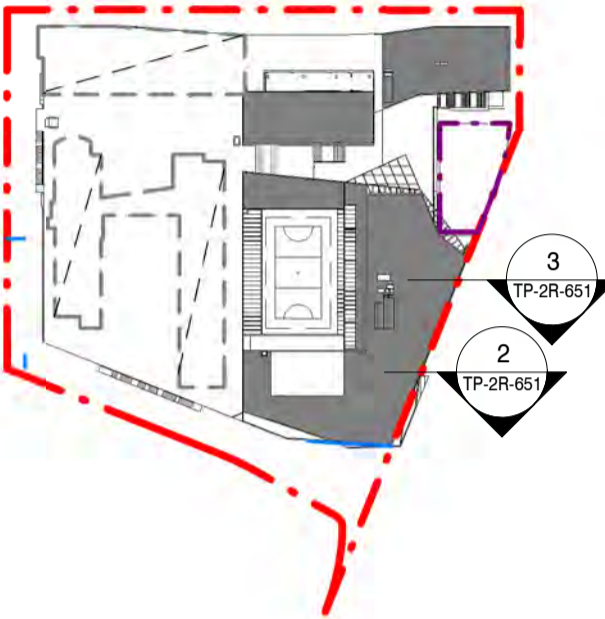
Drawing Name
FAÇADE DETAILS - THE MILL

Architect	Drawn By	Scale @ A1
BP/JY	SB/SG	As indicated
Project Number	Drawing Number	Revision
160840	TP-2R-650	03

Rev	Date	Description
01	25.08.17	PLANNING PERMIT LODGEMENT
02	24.11.17	RESPONSE TO COUNCIL RFI
03	23.02.18	RESPONSE TO COUNCIL RFI

Do not scale drawings. Use figured dimensions only. All dimensions must be verified on site before commencing work. This document must be read in conjunction with all technical specifications and all relevant documents from other disciplines and consultants. Any conflict between these and other documents, or the site conditions must be notified to NHArchitecture immediately in writing and prior to use. © Copyright NHArchitecture Pty Ltd 2015. Written authority (including under the terms of engagement of NHArchitecture for the Project) is required for any reproduction of this document by any means. 2. Use prior to payment in full of all NHArchitecture fees for the Project or 3. Use other than for the Project and for the express purpose & by or on behalf of the entity for which it has been created. Any unauthorised use of this document is at the user's sole risk and without limiting NHArchitecture's rights to the fullest extent permitted by law the user indemnifies NHArchitecture against all loss, liability and damage so arising.

SECTION DETAIL - KEY PLAN



LEGEND

- (GL-01) GLAZING WITH ALUMINIUM HOOD PROJECTING FROM FACADE
 - (GL-02) GLAZING WITH STEEL FRAME
 - (GL-03) SHOPFRONT GLAZING WITH STEEL FRAMING
 - (GL-04) SKYLIGHT GLAZING WITH POLYCARBONATE INFILL STEEL FRAME
 - (GL-05) SMOKED REFLECTIVE MIRROR GLAZING
 - (CD-01) WEATHERED METAL CLADDING
 - (CD-02) COMPOSITE ALUMINIUM CLADDING
 - (CD-03) METAL BATTENS SOFFIT
 - (BR-01) BRICK VENEER CLADDING
 - (PR-01) BRICK SNAP CLADDING
 - (CD-04) POLYCARBONATE CLADDING
 - (LV-01) PLANT LOUVRES
 - (LV-02) CONTINUOUS STRIP VENTILATION ABOVE TENANCY SHOPFRONT
 - (TI-04) GRANITE FLOOR TILING
 - (HR-05) POWDER COATED STEEL STAIR + BALUSTRADE
 - (FM-02) POWDER COATED STEEL FLATS BALUSTRADE
 - (RF-02) METAL DECK ROOF WITH STRIP POLYCARBONATE SKYLIGHTING
 - SCHOOL BUILDING**
 - (CS-01) COMPRESSED SHEET PANEL, PAINT FINISH
 - (MT-01) FLATLOCK, COLOURBOND WINDSPRAY
 - (MT-02) ALUMINIUM WINDOW TRIM
 - (MT-03) RONSTAN VERTICAL CABLE
 - (MT-04) RONSTAN MESH CABLE
 - (MT-05) ALUMINIUM SHEET, COLOURBOND MONUMENT
 - (GS-01) CLEAR GLAZING, POWDERCOAT FINISH
 - (GS-02) TRANSLUCENT GLAZING
- GLAZING TYPE KEY:**
 (CL) - CLEAR
 (TR) - TRANSLUCENT
 (OP) - OPAQUE

FOR EXTERNAL LEVELS, REFER TO ASPECT LOWER GROUND AND GROUND GENERAL ARRANGEMENT PLANS. LEVELS SUBJECT TO FINAL REEDS CIVIL DESIGN FOR HEIDELBERG ROAD WIDENING, AND AUTHORITY APPROVALS.



Client
ALPHA PARTNERS
 Consultant
NHArchitecture
 Level 7 Cannons House Telephone +613 9654
 12-20 Flinders Lane 4955
 Melbourne, Australia 3000 Facsimile +613 9654
 4938
 www.nharchitecture.net

TOWN PLANNING


Project Name
**THE VILLAGE ALPHINGTON
 STAGE 1 (RETAIL)**

Drawing Name
**FACADE DETAILS - THE
 MACHINERY HALL & ATRIUM**

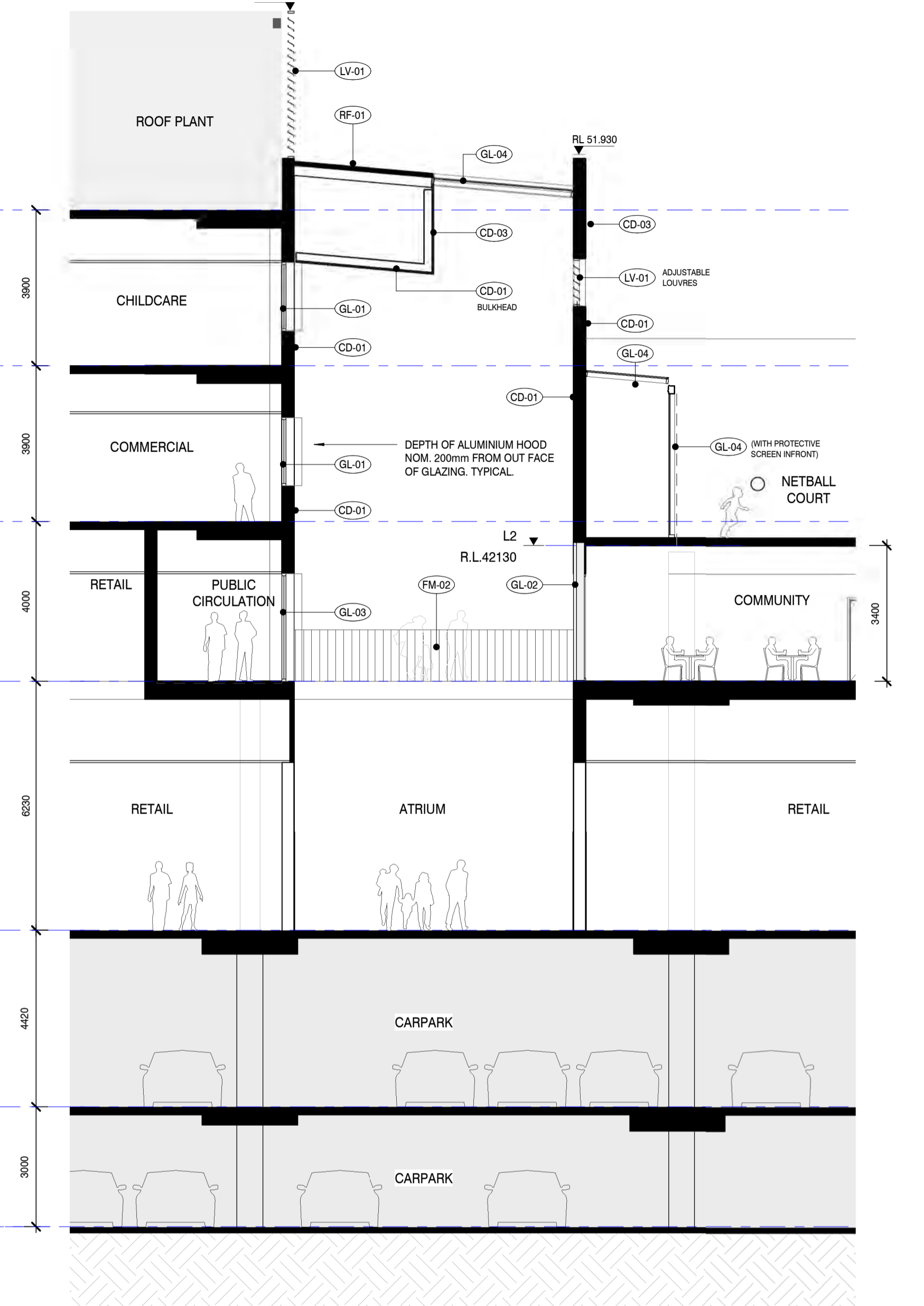
Architect	Drawn By	Scale @ A1
BP/JY	SB/SG	As indicated
Project Number	Drawing Number	Revision
160840	TP-2R-651	03



1 3D VIEW - MACHINERY HALL
 2R-500 1 : 100



2 SECTION DETAIL - THE MACHINERY HALL
 1 : 100



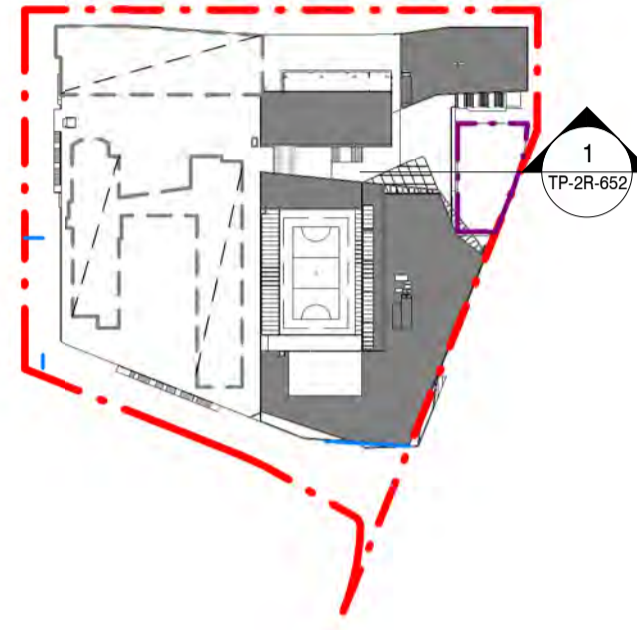
3 SECTION DETAIL - THE ATRIUM
 1 : 100

C:\work\160840_25_03_18\TP2R-651\160840_25_03_18_01.dwg

Rev	Date	Description
01	25.08.17	PLANNING PERMIT LODGEMENT
02	24.11.17	RESPONSE TO COUNCIL RFI
03	23.02.18	RESPONSE TO COUNCIL RFI

Do not scale drawings. Use figured dimensions only. All dimensions must be verified on site before commencing work. This document must be used in conjunction with all technical specifications and all relevant documents from other disciplines and consultants. Any conflict between these and other documents, or the site conditions must be notified to NHArchitecture immediately in writing and prior to use. © Copyright NHArchitecture Pty Ltd 2015. Written authority (including under the terms of engagement of NHArchitecture for the Project) is required for any 1. reproduction of this document by any means, 2. use prior to payment in full of all NHArchitecture fees for the Project or 3. use other than for the Project and for the express purpose & by or on behalf of the entity for which it has been created. Any unauthorised use of this document is at the user's sole risk and without limiting NHArchitecture's rights to the fullest extent permitted by law the user indemnifies NHArchitecture against all loss, liability and damage so arising.

SECTION DETAIL - KEY PLAN



LEGEND

- GL-01 GLAZING WITH ALUMINIUM HOOD PROJECTING FROM FACADE
- GL-02 GLAZING WITH STEEL FRAME
- GL-03 SHOPFRONT GLAZING WITH STEEL FRAMING
- GL-04 SKYLIGHT GLAZING WITH POLYCARBONATE INFILL, STEEL FRAME
- GL-05 SMOKED REFLECTIVE MIRROR GLAZING
- CD-01 WEATHERED METAL CLADDING
- CD-03 COMPOSITE ALUMINIUM CLADDING
- CD-05 METAL BATTENS SOFFIT
- BR-01 BRICK VENEER CLADDING
- PR-01 BRICK SNAP CLADDING
- CD-04 POLYCARBONATE CLADDING
- LV-01 PLANT LOUVRES
- LV-05 CONTINUOUS STRIP VENTILATION ABOVE TENANCY SHOPFRONT
- TI-04 GRANITE FLOOR TILING
- HR-05 POWDER COATED STEEL STAIR + BALUSTRADE
- FM-02 POWDER COATED STEEL FLATS BALUSTRADE
- RF-02 METAL DECK ROOF WITH STRIP POLYCARBONATE SKYLIGHTING
- SCHOOL BUILDING**
- CS-01 COMPRESSED SHEET PANEL, PAINT FINISH
- MT-01 FLATLOCK, COLOURBOND WINDSPRAY
- MT-02 ALUMINIUM WINDOW TRIM
- MT-03 RONSTAN VERTICAL CABLE
- MT-04 RONSTAN MESH CABLE
- MT-05 ALUMINIUM SHEET, COLOURBOND MONUMENT
- GS-01 CLEAR GLAZING, POWDERCOAT FINISH
- GS-02 TRANSLUCENT GLAZING

GLAZING TYPE KEY:	
(CL)	CLEAR
(TR)	TRANSLUCENT
(OP)	OPAQUE

FOR EXTERNAL LEVELS, REFER TO ASPECT LOWER GROUND AND GROUND GENERAL ARRANGEMENT PLANS.
LEVELS SUBJECT TO FINAL REEDS CIVIL DESIGN FOR HEIDELBERG ROAD WIDENING, AND AUTHORITY APPROVALS.



NHArchitecture
Level 7 Cannons House Telephone +613 9654
12-20 Flinders Lane 4955
Melbourne, Australia 3000 Facsimile +613 9654
4938
www.nharchitecture.net

TOWN PLANNING

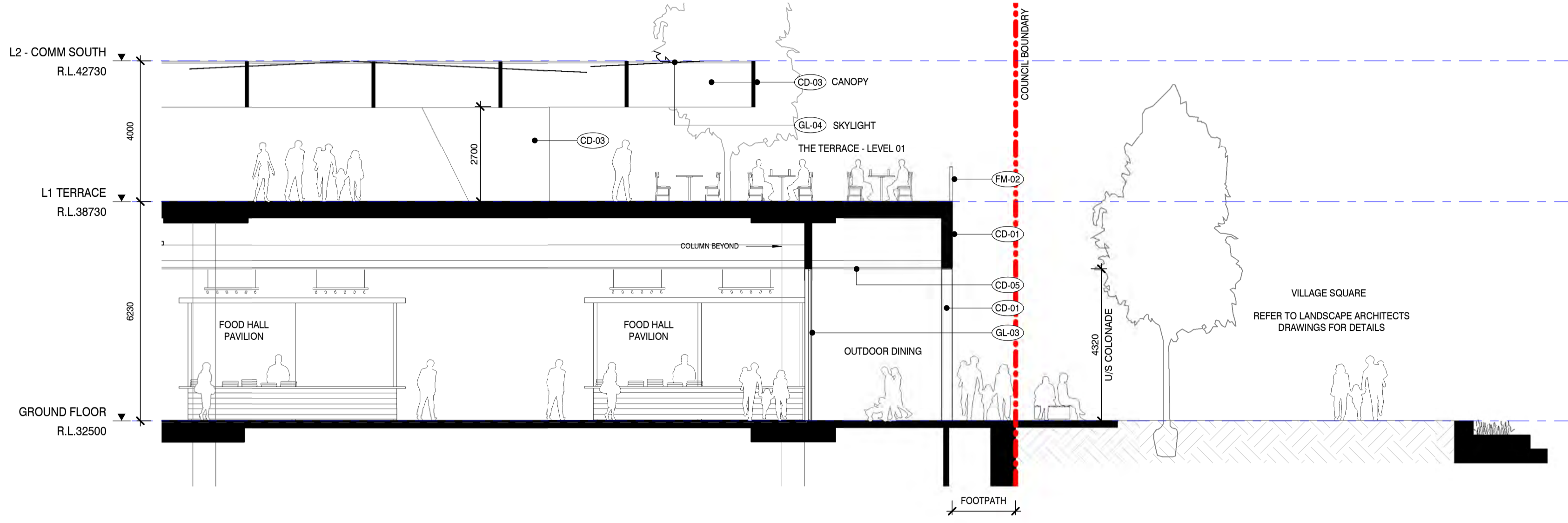
Project Name
**THE VILLAGE ALPHINGTON
STAGE 1 (RETAIL)**

Drawing Name
**FACADE DETAILS - THE FOOD
HALL**

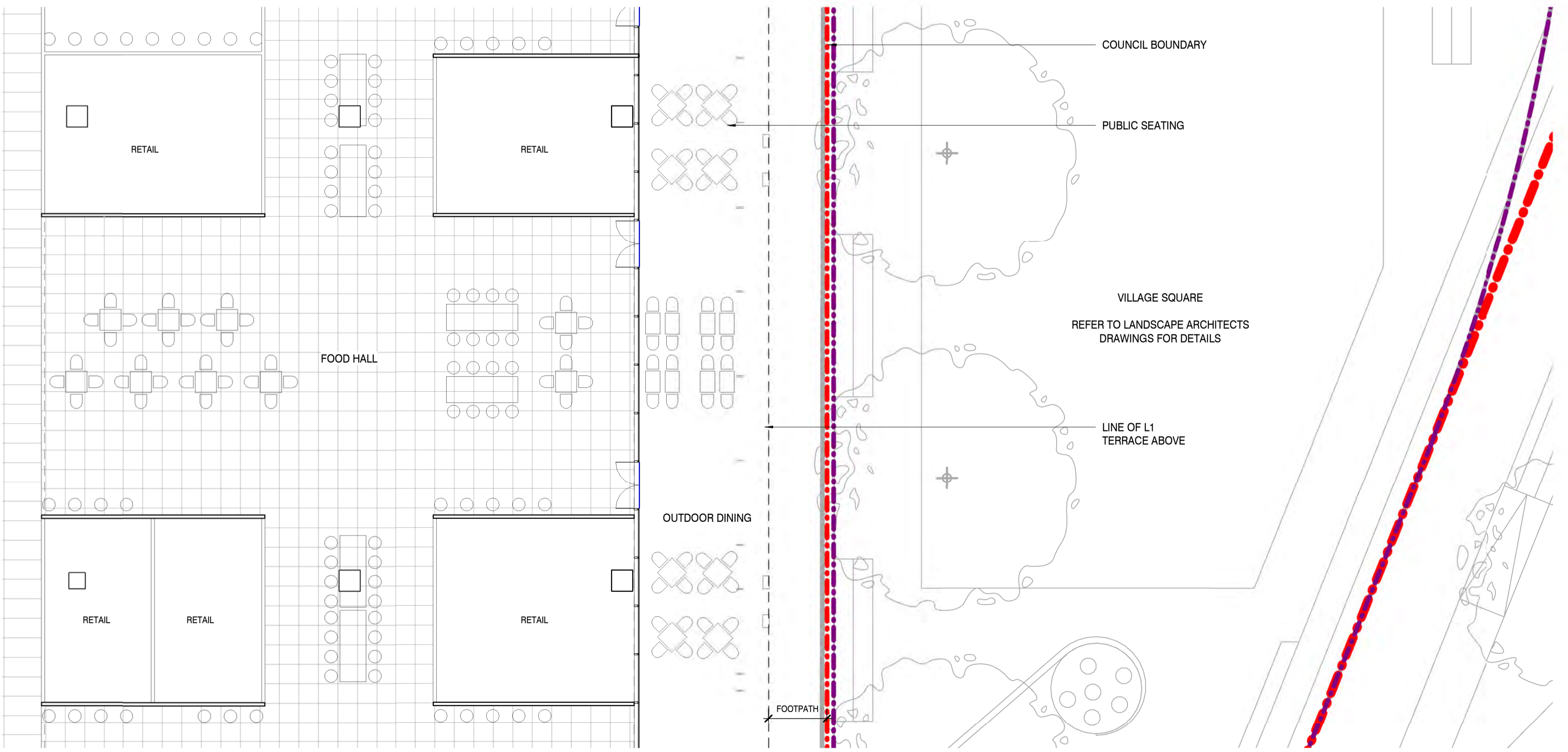
Architect	Drawn By	Scale @ A1
BP/JY	SB/SG	As indicated
Project Number	Drawing Number	Revision
160840	TP-2R-652	03



2 3D VIEW - FOOD HALL
2R-500 1 : 100



1 SECTION DETAIL - FOOD HALL
1 : 100

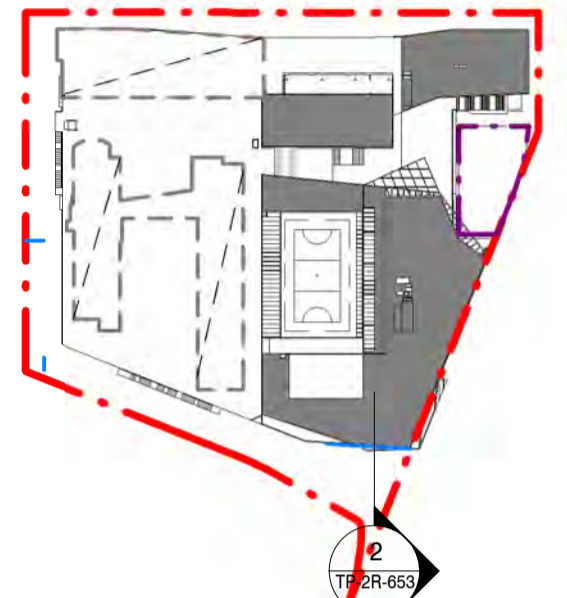


3 100_TP_GROUND FLOOR PLAN - FOOD HALL
1 : 100

Rev	Date	Description
01	25.08.17	PLANNING PERMIT LODGEMENT
02	24.11.17	RESPONSE TO COUNCIL RFI
03	23.02.18	RESPONSE TO COUNCIL RFI

Do not scale drawings. Use figured dimensions only. All dimensions must be verified on site before commencing work. This document must be read in conjunction with all technical specifications and all relevant documents from other disciplines and consultants. Any conflict between these and other documents, or the site conditions must be notified to NHArchitecture immediately in writing and prior to use. © Copyright NHArchitecture Pty Ltd 2015. Written authority (including under the terms of engagement of NHArchitecture for the Project) is required for any: 1. reproduction of this document by any means; 2. use prior to payment in full of all NHArchitecture fees for the Project; or 3. use other than for the Project and for the express purpose & by or on behalf of the entity for which it has been created. Any unauthorised use of this document is at the user's sole risk and without limiting NHArchitecture's rights to the fullest extent permitted by law the user indemnifies NHArchitecture against all loss, liability and damage so arising.

SECTION DETAIL - KEY PLAN



LEGEND

- (GL-01) GLAZING WITH ALUMINIUM HOOD PROJECTING FROM FACADE
- (GL-02) GLAZING WITH STEEL FRAME
- (GL-03) SHOPFRONT GLAZING WITH STEEL FRAMING
- (GL-04) SKYLIGHT GLAZING WITH POLYCARBONATE INFILL, STEEL FRAME
- (GL-05) SMOKED REFLECTIVE MIRROR GLAZING
- (CD-01) WEATHERED METAL CLADDING
- (CD-03) COMPOSITE ALUMINIUM CLADDING
- (CD-05) METAL BATTENS SOFFIT
- (BR-01) BRICK VENEER CLADDING
- (PR-01) BRICK SNAP CLADDING
- (CD-04) POLYCARBONATE CLADDING
- (LV-01) PLANT LOUVRES
- (LV-05) CONTINUOUS STRIP VENTILATION ABOVE TENANCY SHOPFRONT
- (TI-04) GRANITE FLOOR TILING
- (HR-05) POWDER COATED STEEL STAIR + BALUSTRADE
- (FM-02) POWDER COATED STEEL FLATS BALUSTRADE
- (RF-02) METAL DECK ROOF WITH STRIP POLYCARBONATE SKYLIGHTING
- SCHOOL BUILDING**
- (CS-01) COMPRESSED SHEET PANEL, PAINT FINISH
- (MT-01) FLATLOCK, COLOURBOND WINDSPRAY
- (MT-02) ALUMINIUM WINDOW TRIM
- (MT-03) RONSTAN VERTICAL CABLE
- (MT-04) RONSTAN MESH CABLE
- (MT-05) ALUMINIUM SHEET, COLOURBOND MONUMENT
- (GS-01) CLEAR GLAZING, POWDERCOAT FINISH
- (GS-02) TRANSLUCENT GLAZING

GLAZING TYPE KEY:
(CL) CLEAR
(TR) TRANSLUCENT
(OP) OPAQUE

FOR EXTERNAL LEVELS, REFER TO ASPECT LOWER GROUND AND GROUND GENERAL ARRANGEMENT PLANS.
LEVELS SUBJECT TO FINAL REEDS CIVIL DESIGN FOR HEIDELBERG ROAD WIDENING, AND AUTHORITY APPROVALS.

Client



Consultant




Level 7 Cannons House Telephone +613 9654
12-20 Flinders Lane 4955
Melbourne, Australia 3000 Facsimile +613 9654
4938
www.nharchitecture.net

TOWN PLANNING

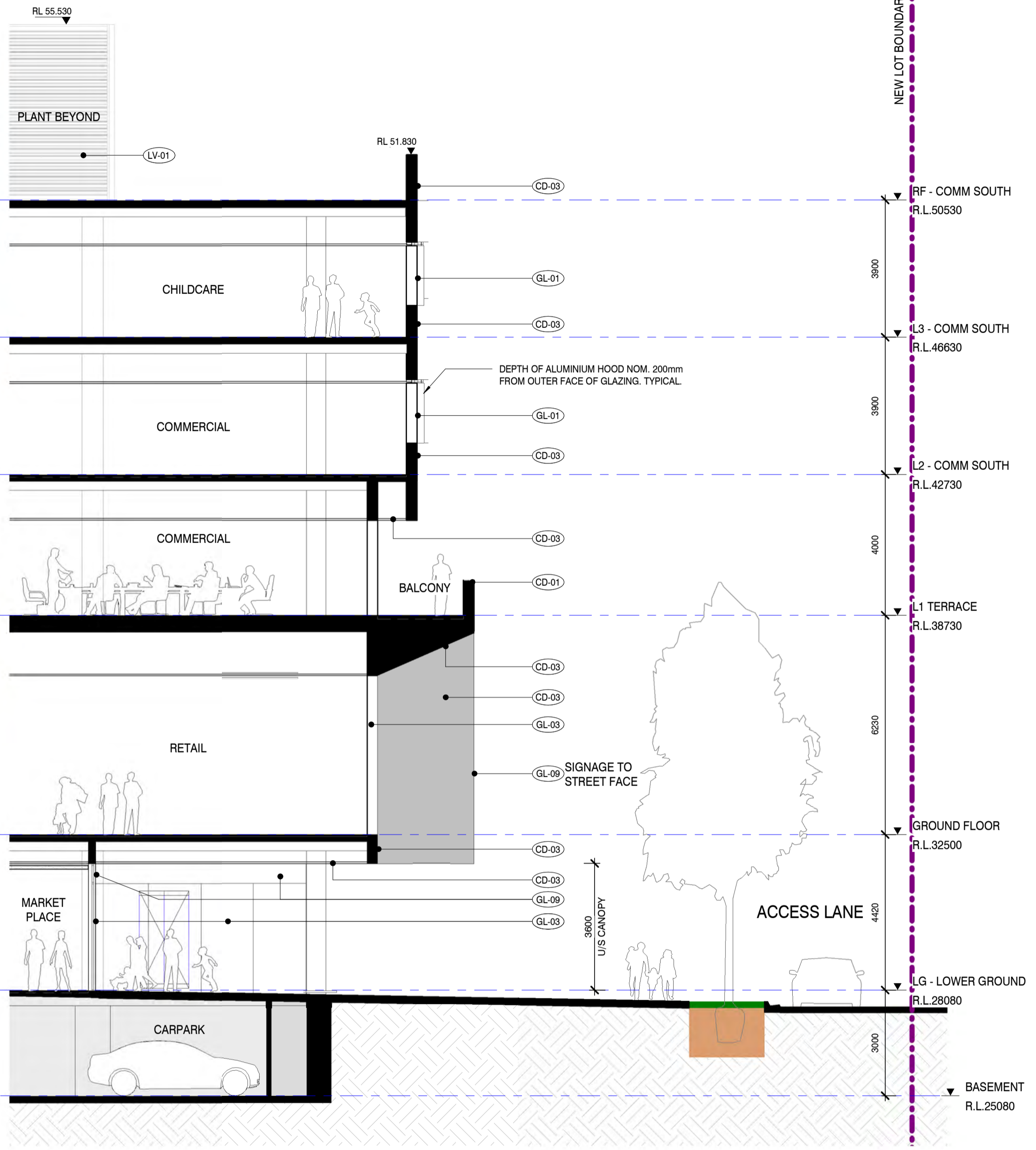
Project Name
**THE VILLAGE ALPHINGTON
STAGE 1 (RETAIL)**

Drawing Name
FACADE DETAILS - MACHINERY HALL

Architect	Drawn By	Scale @ A1
BP/JY	SB/SG	As indicated
Project Number	Drawing Number	Revision
160840	TP-2R-653	03



LOWER GROUND ENTRY TO MARKET PLACE
LA TROBE AVENUE STREET DESIGN SUBJECT TO SEPARATE APPLICATION



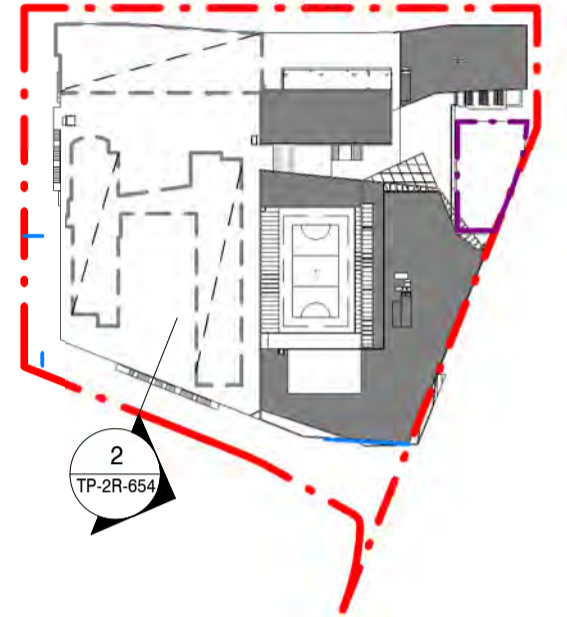
2 SECTION DETAIL - SOUTH ENTRY
1 : 100

1 3D VIEW - MACHINERY HALL SOUTH ENTRY
2R-501 1 : 100

Rev	Date	Description
01	25.08.17	PLANNING PERMIT LODGEMENT
02	24.11.17	RESPONSE TO COUNCIL RFI
03	23.02.18	RESPONSE TO COUNCIL RFI

Do not scale drawings. Use figured dimensions only. All dimensions must be verified on site before commencing work. This document must be read in conjunction with all technical specifications and all relevant documents from other disciplines and consultants. Any conflict between these and other documents, or the site conditions must be notified to NHArchitecture immediately in writing and prior to use. © Copyright NHArchitecture Pty Ltd 2015. Written authority (including under the terms of engagement of NHArchitecture for the Project) is required for any: 1. reproduction of this document by any means; 2. use prior to payment in full of all NHArchitecture fees for the Project; or 3. use other than for the Project and for the express purpose & by or on behalf of the entity for which it has been created. Any unauthorised use of this document is at the user's sole risk and without limiting NHArchitecture's rights to the fullest extent permitted by law the user indemnifies NHArchitecture against all loss, liability and damage so arising.

SECTION DETAIL - KEY PLAN



LEGEND

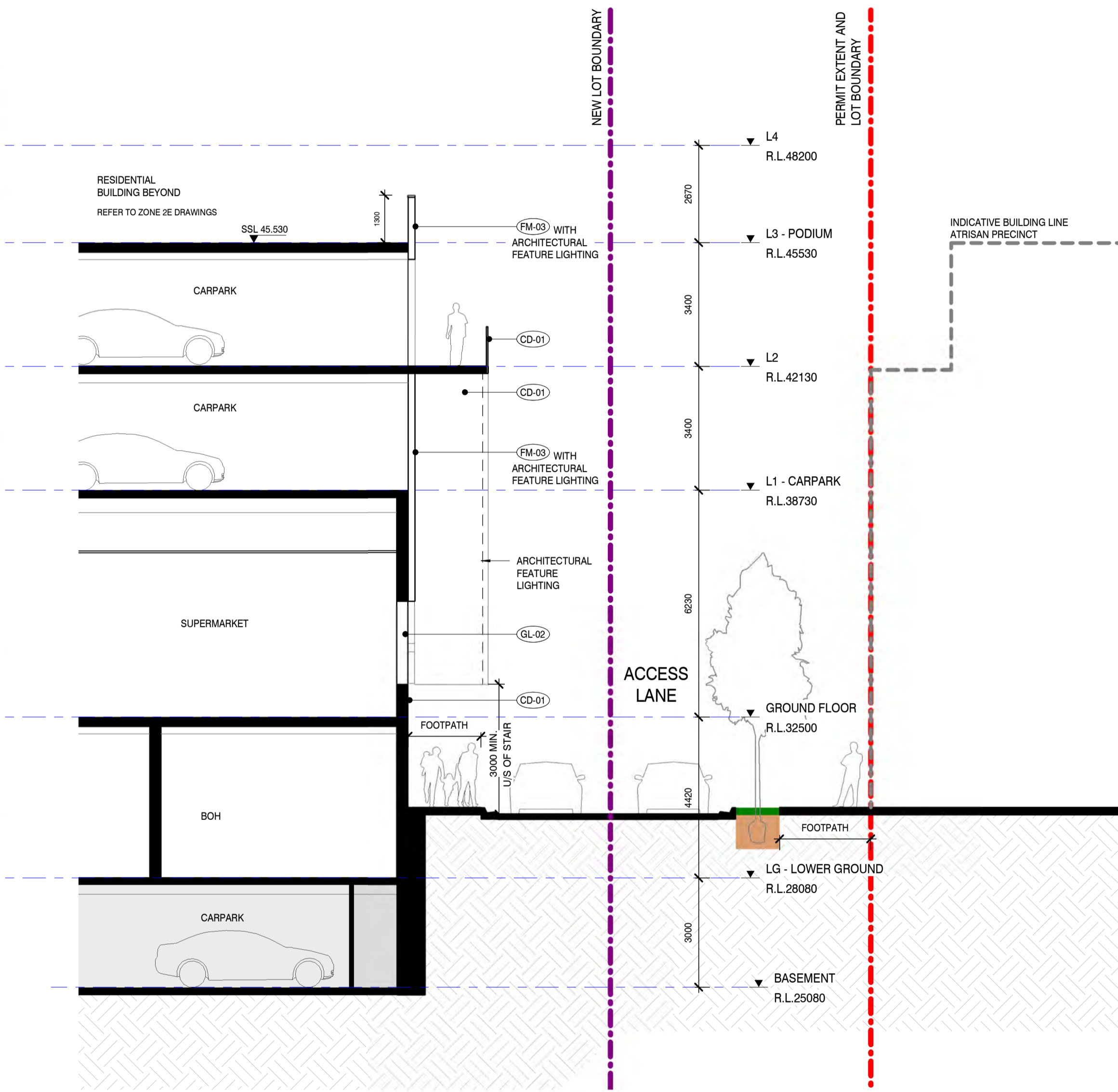
- (GL-01) GLAZING WITH ALUMINIUM HOOD PROJECTING FROM FACADE
- (GL-02) GLAZING WITH STEEL FRAME
- (GL-03) SHOPFRONT GLAZING WITH STEEL FRAMING
- (GL-04) SKYLIGHT GLAZING WITH POLYCARBONATE INFILL, STEEL FRAME
- (GL-05) SMOKED REFLECTIVE MIRROR GLAZING
- (CD-01) WEATHERED METAL CLADDING
- (CD-03) COMPOSITE ALUMINIUM CLADDING
- (CD-05) METAL BATTENS SOFFIT
- (BR-01) BRICK VENEER CLADDING
- (PR-01) BRICK SNAP CLADDING
- (CD-04) POLYCARBONATE CLADDING
- (LV-01) PLANT LOUVRES
- (LV-05) CONTINUOUS STRIP VENTILATION ABOVE TENANCY SHOPFRONT
- (TI-04) GRANITE FLOOR TILING
- (HR-05) POWDER COATED STEEL STAIR+ BALUSTRADE
- (FM-02) POWDER COATED STEEL FLATS BALUSTRADE
- (RF-02) METAL DECK ROOF WITH STRIP POLYCARBONATE SKYLIGHTING
- SCHOOL BUILDING**
- (CS-01) COMPRESSED SHEET PANEL, PAINT FINISH
- (MT-01) FLATLOCK, COLOURBOND WINDSPRAY
- (MT-02) ALUMINIUM WINDOW TRIM
- (MT-03) RONSTAN VERTICAL CABLE
- (MT-04) RONSTAN MESH CABLE
- (MT-05) ALUMINIUM SHEET, COLOURBOND MONUMENT
- (GS-01) CLEAR GLAZING, POWDERCOAT FINISH
- (GS-02) TRANSLUCENT GLAZING

GLAZING TYPE KEY:
 (CL) - CLEAR
 (TR) TRANSLUCENT
 (OP) OPAQUE

FOR EXTERNAL LEVELS, REFER TO ASPECT LOWER GROUND AND GROUND GENERAL ARRANGEMENT PLANS.
 LEVELS SUBJECT TO FINAL REEDS CIVIL DESIGN FOR HEIDELBERG ROAD WIDENING, AND AUTHORITY APPROVALS.



1 3D VIEW - ACCESS LANE FACADE
 2R-501 1 : 100



2 SECTION DETAIL - ACCESS LANE FACADE
 1 : 100

Client



Consultant



Level 7 Cannons House Telephone +613 9654
 12-20 Flinders Lane 4955
 Melbourne, Australia 3000 Facsimile +613 9654
 4938
 www.nharchitecture.net

PRELIMINARY

Project Name
**THE VILLAGE ALPHINGTON
 STAGE 1 (RETAIL)**

Drawing Name
**FACADE DETAILS - SOUTH
 ACCESS LANE**

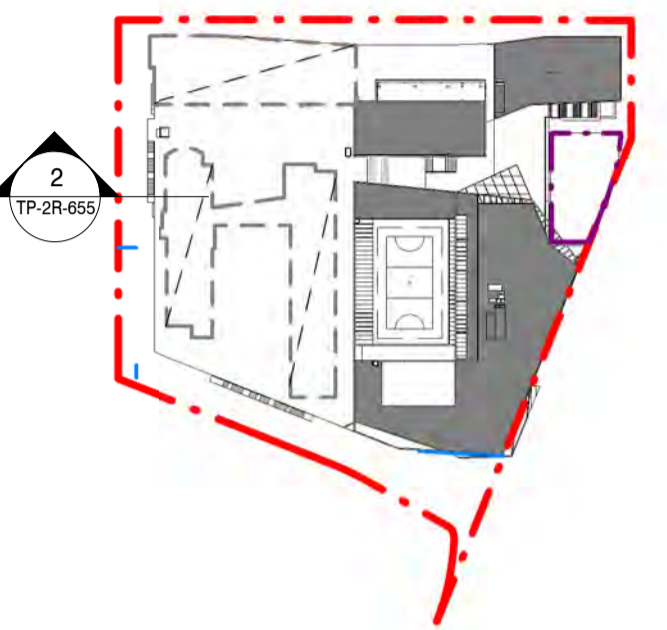
Architect | Drawn By | Scale @ A1
BP/JY | SB/SG | As indicated

Project Number | Drawing Number | Revision
160840 | TP-2R-654 | 03

Rev	Date	Description
01	25.08.17	PLANNING PERMIT LODGEMENT
02	24.11.17	RESPONSE TO COUNCIL RFI
03	23.02.18	RESPONSE TO COUNCIL RFI


Do not scale drawings. Use figured dimensions only. All dimensions must be verified on site before commencing work. This document must be used in conjunction with all technical specifications and all relevant documents from other disciplines and consultants. Any conflict between these and other documents, or the site conditions must be notified to NHArchitecture immediately in writing and prior to use. © Copyright NHArchitecture Pty Ltd 2015. Written authority (including under the terms of engagement of NHArchitecture for the Project) is required for any 1. reproduction of this document by any means, 2. use prior to payment in full of all NHArchitecture fees for the Project or 3. use other than for the Project and for the express purpose & by or on behalf of the entity for which it has been created. Any unauthorised use of this document is at the user's sole risk and without limiting NHArchitecture's rights to the fullest extent permitted by law the user indemnifies NHArchitecture against all loss, liability and damage so arising.

SECTION DETAIL - KEY PLAN

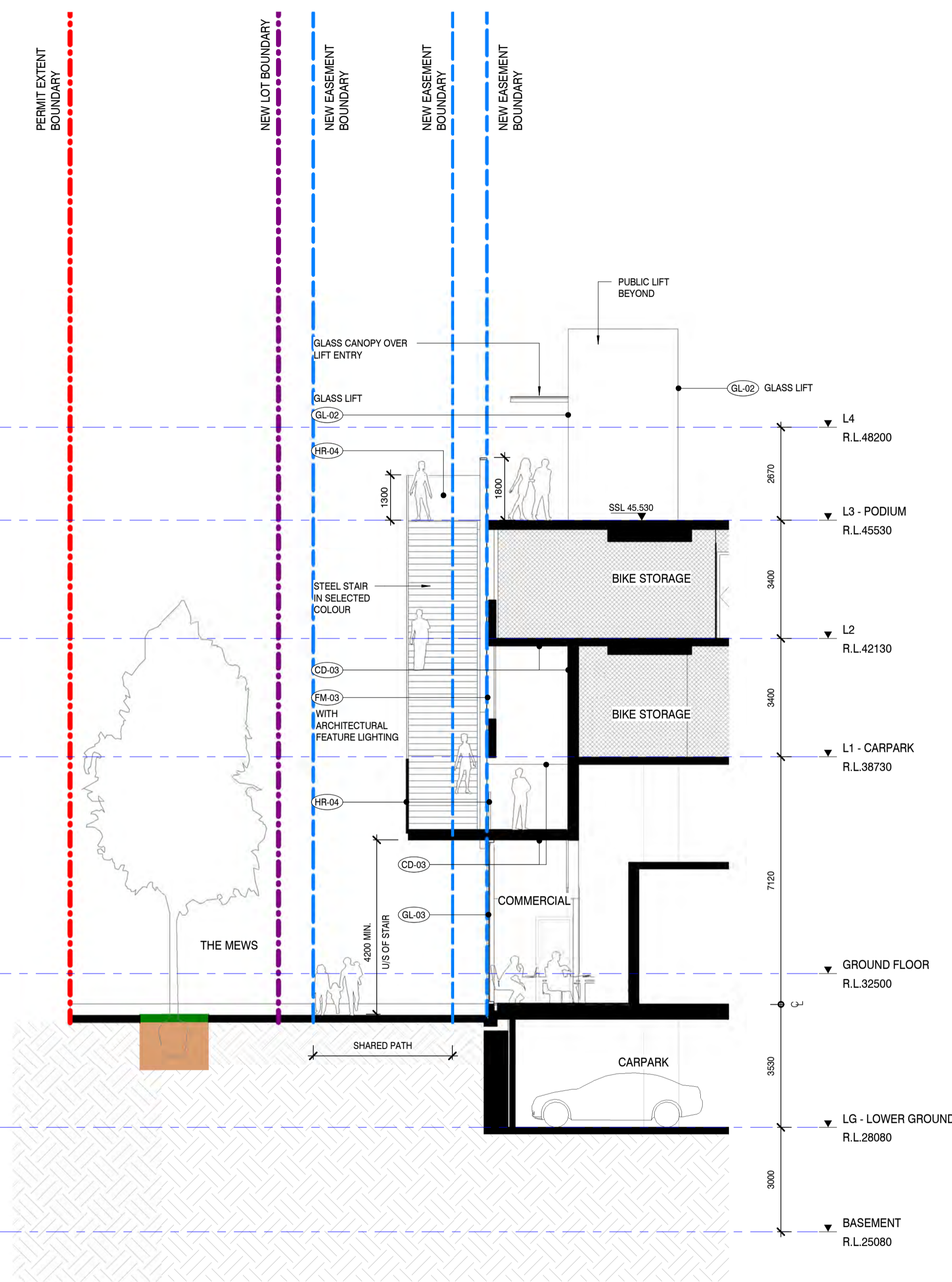


- LEGEND**
- GL-01 GLAZING WITH ALUMINIUM HOOD PROJECTING FROM FACADE
 - GL-02 GLAZING WITH STEEL FRAME
 - GL-03 SHOPFRONT GLAZING WITH STEEL FRAMING
 - GL-04 SKYLIGHT GLAZING WITH POLYCARBONATE INFILL, STEEL FRAME
 - GL-05 SMOKED REFLECTIVE MIRROR GLAZING
 - CD-01 WEATHERED METAL CLADDING
 - CD-02 COMPOSITE ALUMINIUM CLADDING
 - CD-03 METAL BATTENS SOFFIT
 - BR-01 BRICK VENEER CLADDING
 - PR-01 BRICK SNAP CLADDING
 - CD-04 POLYCARBONATE CLADDING
 - LV-01 PLANT LOUVRES
 - LV-02 CONTINUOUS STRIP VENTILATION ABOVE TENANCY SHOPFRONT
 - TI-04 GRANITE FLOOR TILING
 - HR-05 POWDER COATED STEEL STAIR + BALUSTRADE
 - FM-02 POWDER COATED STEEL FLATS BALUSTRADE
 - RF-02 METAL DECK ROOF WITH STRIP POLYCARBONATE SKYLIGHTING
 - SCHOOL BUILDING**
 - CS-01 COMPRESSED SHEET PANEL, PAINT FINISH
 - MT-01 FLATLOCK, COLOURBOND WINDSPRAY
 - MT-02 ALUMINIUM WINDOW TRIM
 - MT-03 RONSTAN VERTICAL CABLE
 - MT-04 RONSTAN MESH CABLE
 - MT-05 ALUMINIUM SHEET, COLOURBOND MONUMENT
 - GS-01 CLEAR GLAZING, POWDERCOAT FINISH
 - GS-02 TRANSLUCENT GLAZING
- GLAZING TYPE KEY:**
 (CL) - CLEAR
 (TR) - TRANSLUCENT
 (OP) - OPAQUE

FOR EXTERNAL LEVELS, REFER TO ASPECT LOWER GROUND AND GROUND GENERAL ARRANGEMENT PLANS. LEVELS SUBJECT TO FINAL REEDS CIVIL DESIGN FOR HEIDELBERG ROAD WIDENING, AND AUTHORITY APPROVALS.



1 3D VIEW - THE MEWS FACADE
 TP-2R-501 1 : 100



2 SECTION DETAIL - THE MEWS FACADE
 1 : 100

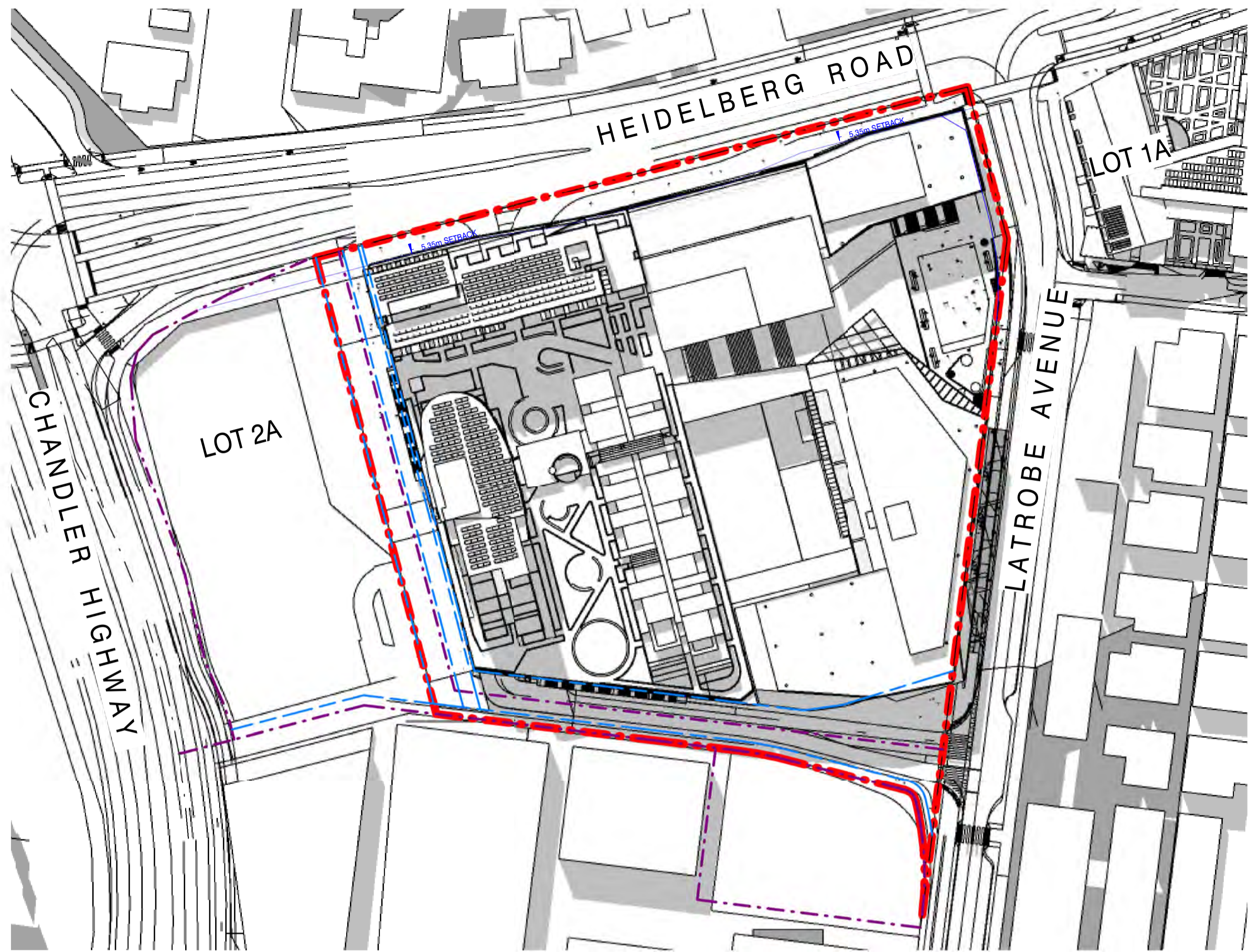
Client
ALPHA PARTNERS

Consultant
NHArchitecture
 Level 7 Cannons House Telephone +613 9654
 12-20 Flinders Lane 4955
 Melbourne, Australia 3000 Facsimile +613 9654
 4938
 www.nharchitecture.net

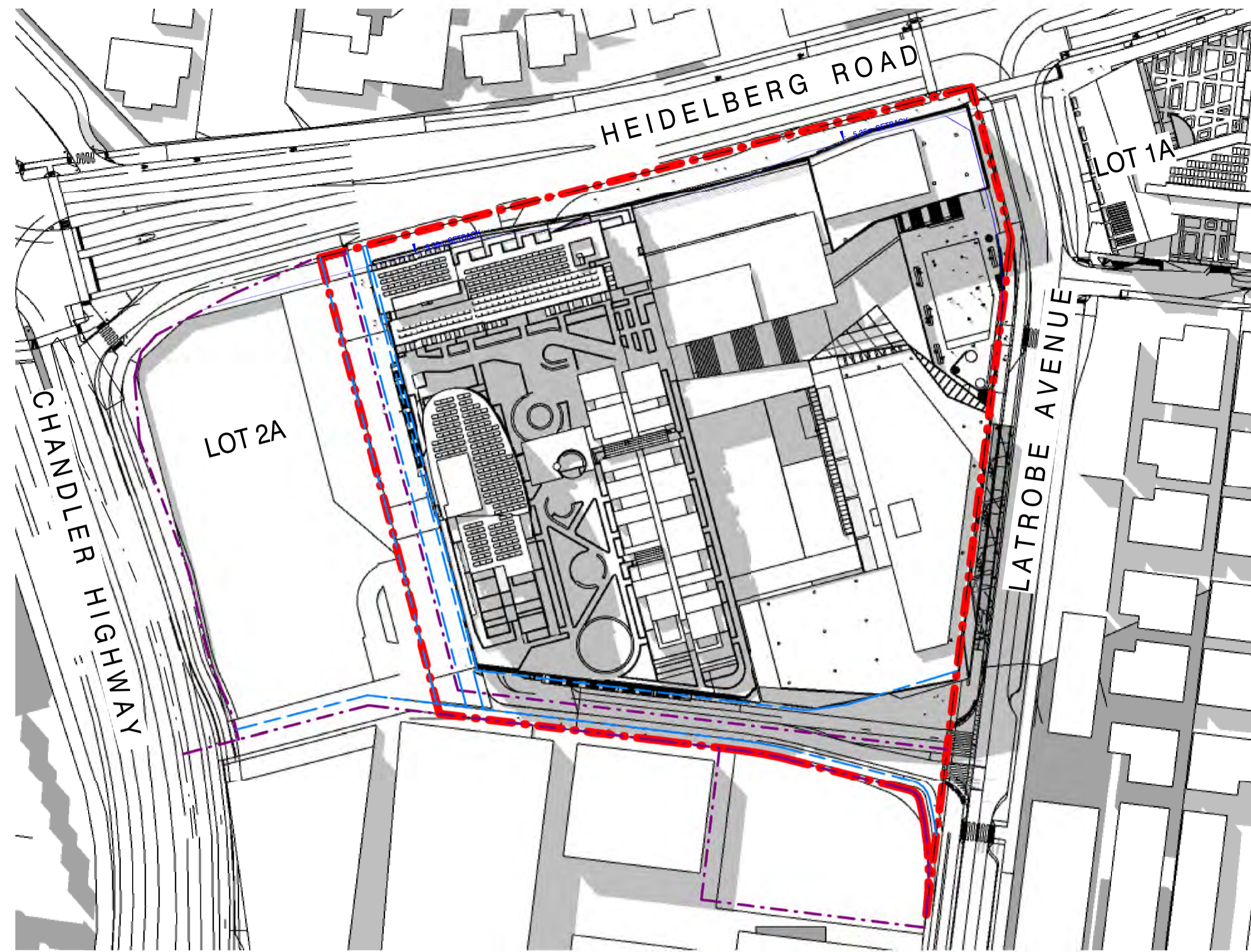
TOWN PLANNING
 Project Name
**THE VILLAGE ALPHINGTON
 STAGE 1 (RETAIL)**
 Drawing Name
FAÇADE DETAILS - THE MEWS

Architect	Drawn By	Scale @ A1
BP/JY	SB/SG	As indicated
Project Number	Drawing Number	Revision
160840	TP-2R-655	03

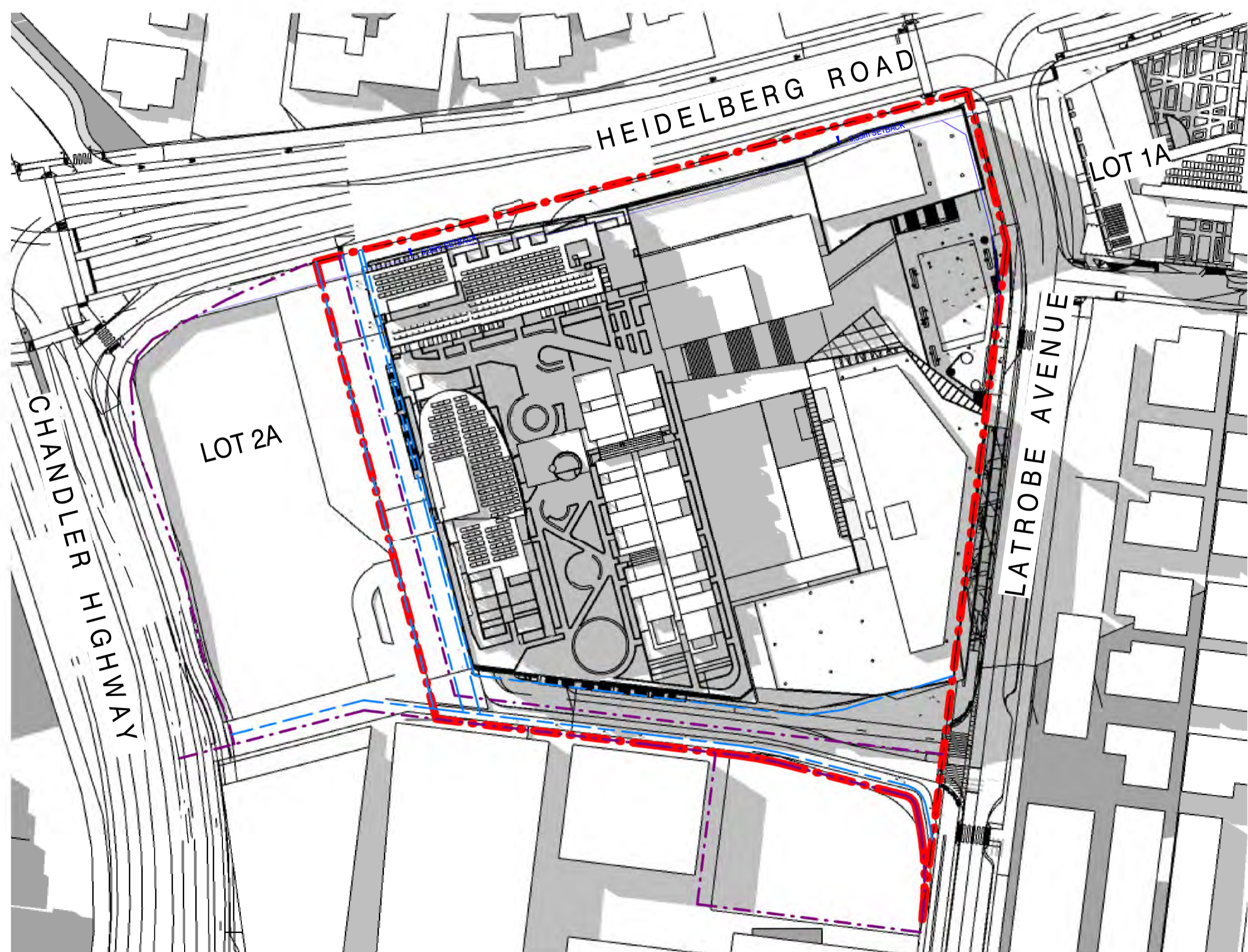
Do not scale drawings. Use figured dimensions only. All dimensions must be verified on site before commencing work. This document must be read in conjunction with all technical specifications and all relevant documents from other disciplines and consultants. Any conflict between these and other documents, or the site conditions must be notified to NHArchitecture immediately in writing and prior to use. © Copyright NHArchitecture Pty Ltd 2015. Written authority (including under the terms of engagement of NHArchitecture for the Project) is required for any: 1. reproduction of this document by any means; 2. use prior to payment in full of all NHArchitecture fees for the Project; or 3. use other than for the Project and for the express purpose & by or on behalf of the entity for which it has been created. Any unauthorised use of this document is at the user's sole risk and without limiting NHArchitecture's rights to the fullest extent permitted by law the user indemnifies NHArchitecture against all loss, liability and damage so arising.



5 SHADOW DIAGRAM - SEPTEMBER 22 - 1PM
1 : 1000



6 SHADOW DIAGRAM - SEPTEMBER 22 - 2PM
1 : 1000



7 SHADOW DIAGRAM - SEPTEMBER 22 - 3PM
1 : 1000

Client
ALPHA PARTNERS

Consultant
NHArchitecture
Level 7 Cannons House Telephone +613 9654
12-20 Flinders Lane 4955
Melbourne, Australia 3000 Facsimile +613 9654
4938
www.nharchitecture.net

TOWN PLANNING

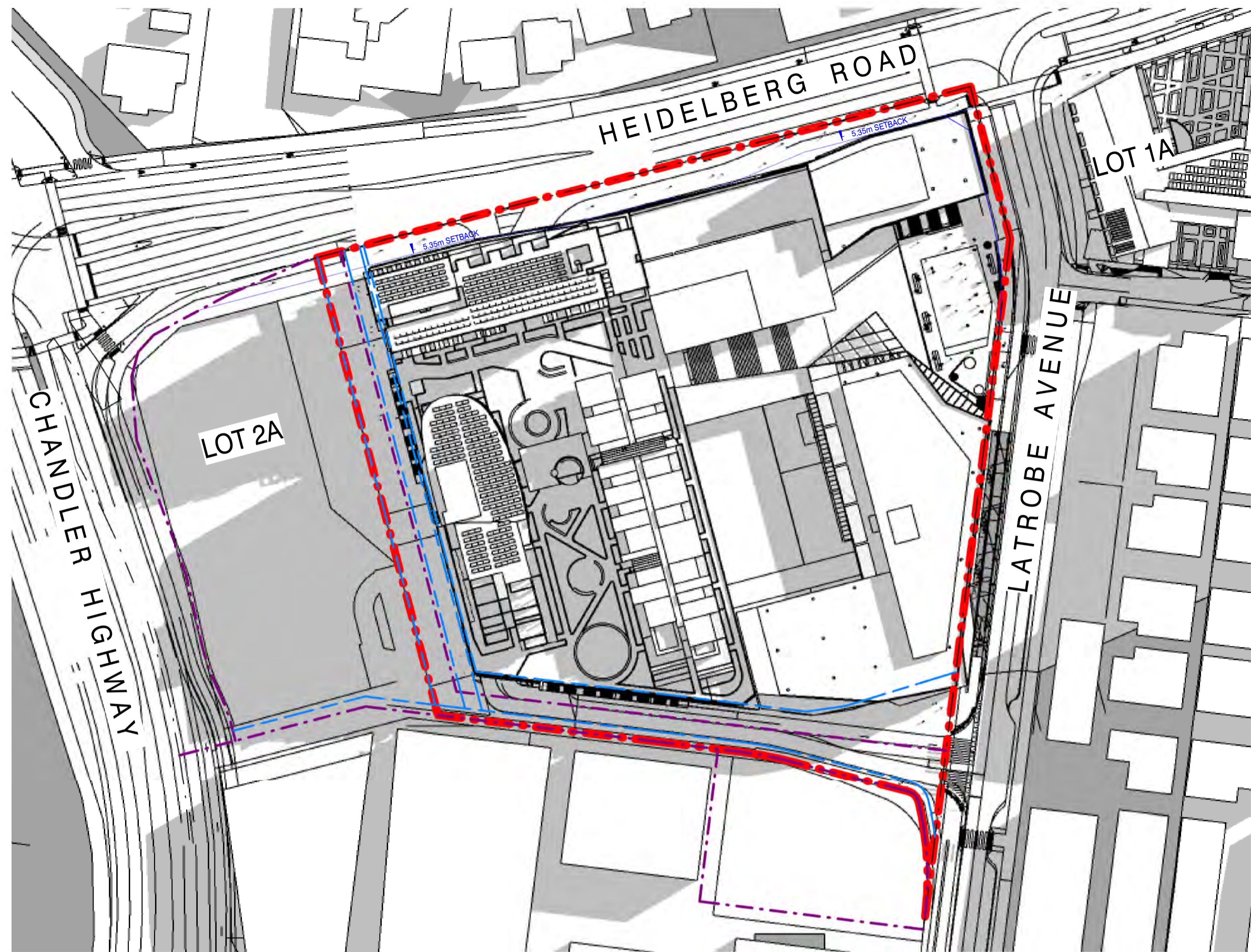
Project Name
**THE VILLAGE ALPHINGTON
STAGE 1 (RETAIL)**

Drawing Name
SHADOW DIAGRAMS - SHEET 2

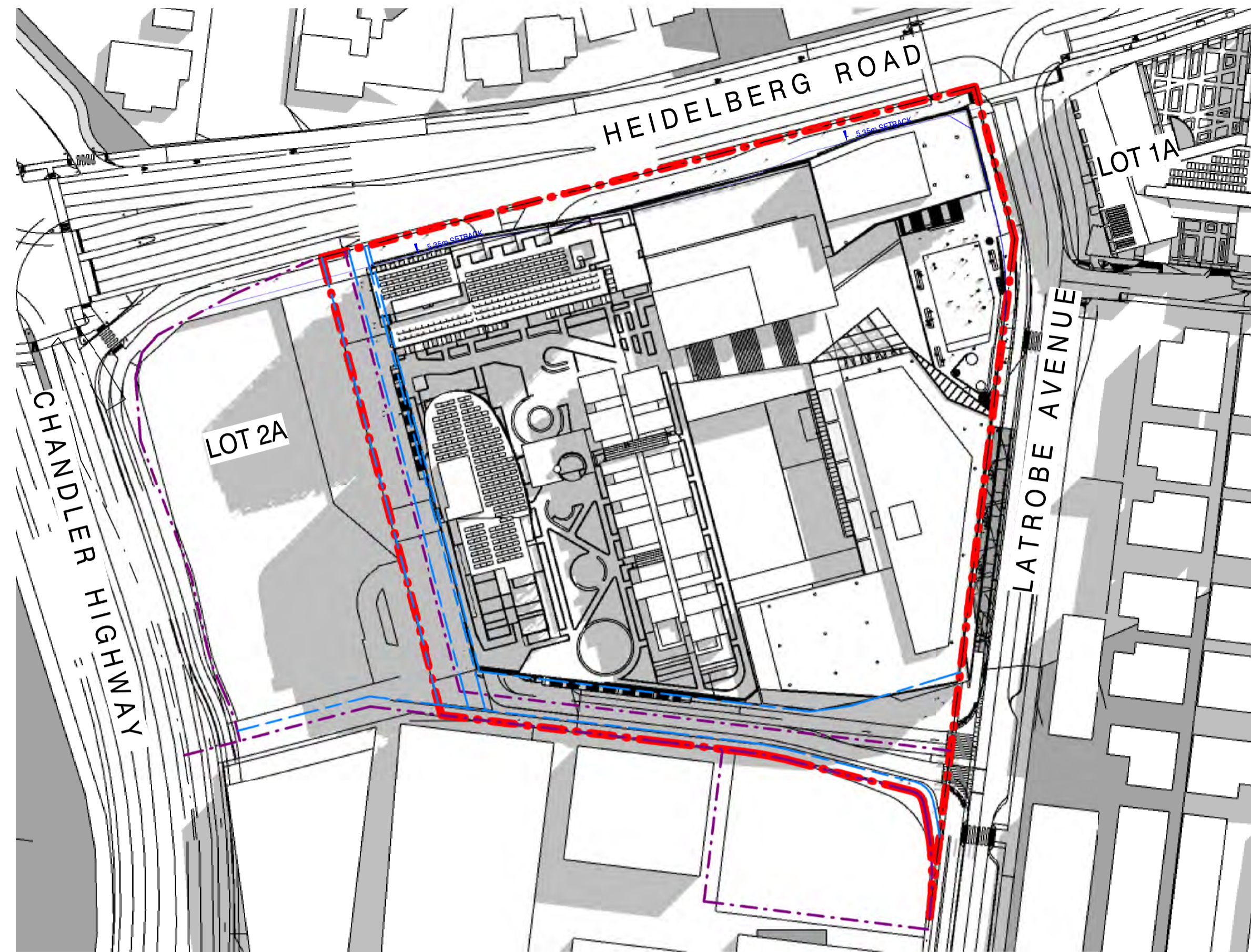
Architect	Drawn By	Scale @ A1
BP/JY	SB/SG	1 : 1000
Project Number	Drawing Number	Revision
160840	TP-2R-800A	02

Rev	Date	Description
01	25.08.17	PLANNING PERMIT LODGEMENT
02	24.11.17	RESPONSE TO COUNCIL RFI
03	13.04.18	RESPONSE TO COUNCIL RFI #3

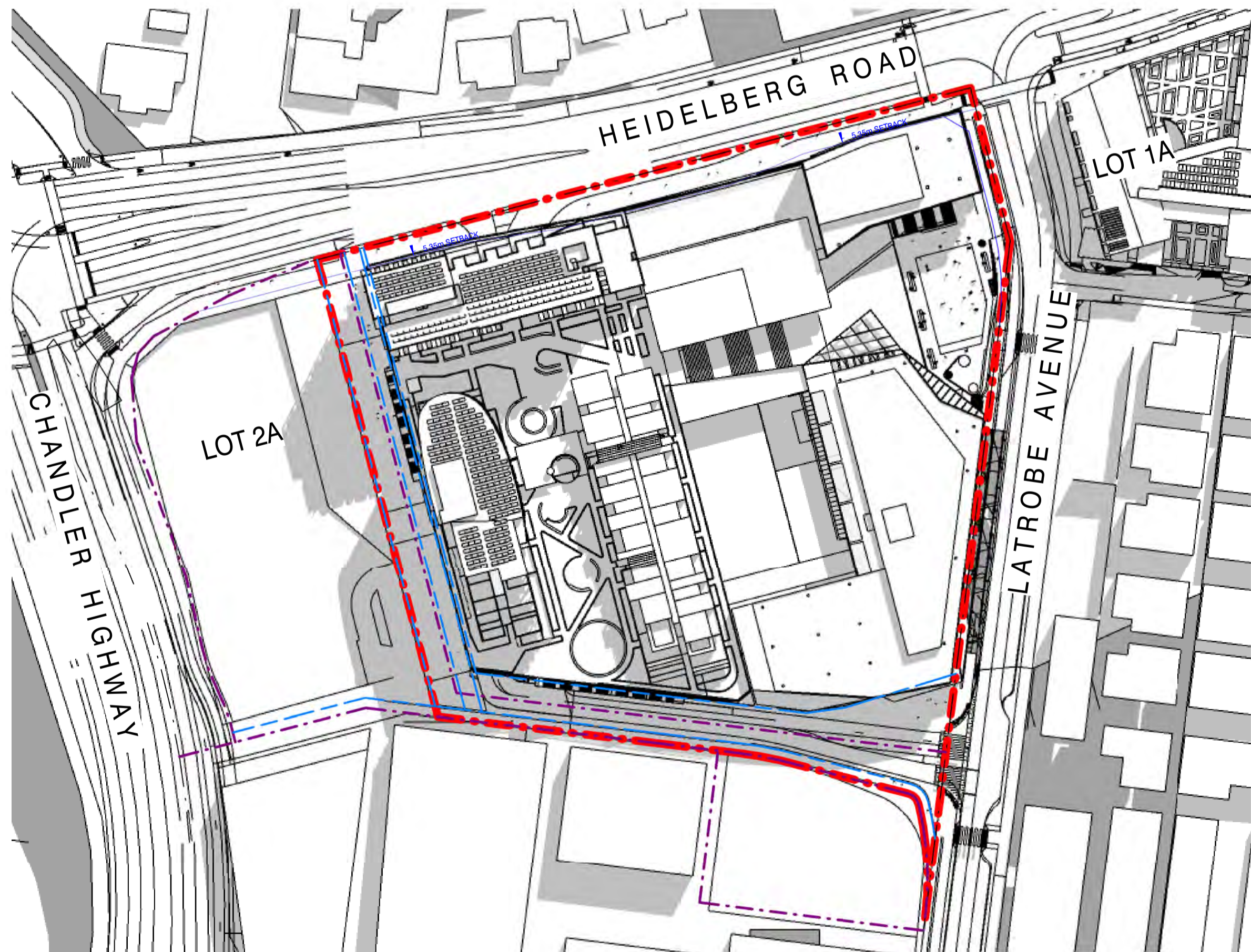
Do not scale drawings. Use figured dimensions only. All dimensions must be verified on site before commencing work. This document must be read in conjunction with all technical specifications and all relevant documents from other disciplines and consultants. Any conflict between these and other documents, or the site conditions must be notified to NHArchitecture immediately in writing and prior to use. © Copyright NHArchitecture Pty Ltd 2015. Written authority (including under the terms of engagement of NHArchitecture for the Project) is required for any: 1. reproduction of this document by any means; 2. use prior to payment in full of all NHArchitecture fees for the Project; or 3. use other than for the Project and for the express purpose & by or on behalf of the entity for which it has been created. Any unauthorised use of this document is at the user's sole risk and without limiting NHArchitecture's rights to the fullest extent permitted by law the user indemnifies NHArchitecture against all loss, liability and damage so arising.



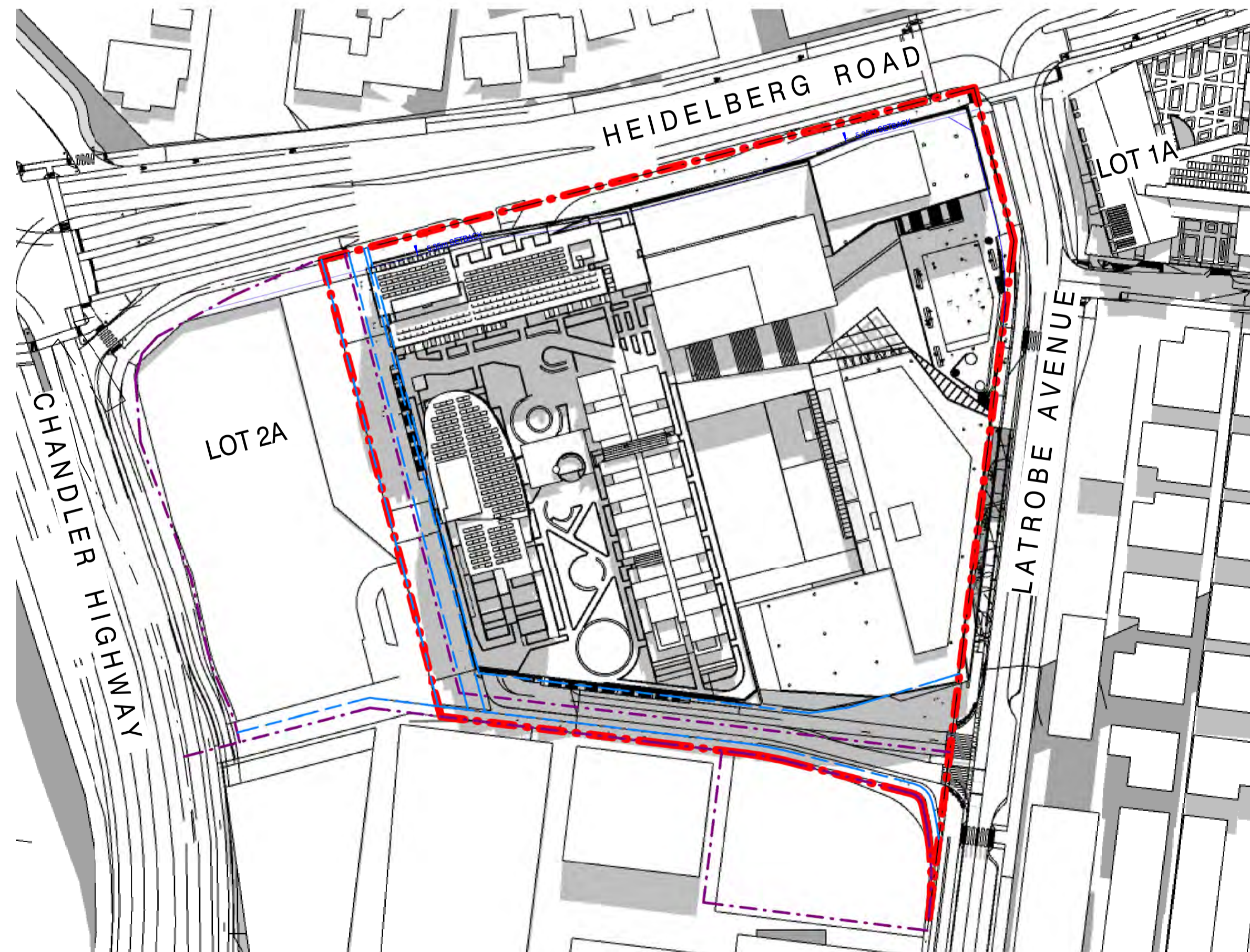
1 SHADOW DIAGRAM - SEPTEMBER 22 - 9AM
1 : 1000



2 SHADOW DIAGRAM - SEPTEMBER 22 - 10AM
1 : 1000



3 SHADOW DIAGRAM - SEPTEMBER 22 - 11AM
1 : 1000



4 SHADOW DIAGRAM - SEPTEMBER 22 - 12 NOON
1 : 1000

Client
ALPHA PARTNERS

Consultant
NHArchitecture
Level 7 Cannons House Telephone +613 9654
12-20 Flinders Lane 4955
Melbourne, Australia 3000 Facsimile +613 9654
4938
www.nharchitecture.net


TOWN PLANNING

Project Name
**THE VILLAGE ALPHINGTON
STAGE 1 (RETAIL)**

Drawing Name
SHADOW DIAGRAMS - SHEET 1

Architect	Drawn By	Scale
BP/JY	DZ/AS	1 : 1000
Project Number	Drawing Number	Revision
160840	TP-2R-800	03

THE COMMUNITY CENTRE



GL-01
SMOKE GREY GLAZING WITH ALUMINIUM HOOD PROJECTING FROM FACADE. POWDERCOATED FINISH



CD-03
ALUMINIUM COMPOSITE PANEL POWDERCOATED FINISH



GL-07
DOUBLE GLAZING WITH STRUCTURAL MULLION FRAMING. SMOKE GREY TINTED



PR-04
PRECAST CONCRETE, CLASS 2 FINISH



RF-03
METAL DECK ROOF WITH STRIP TRANSLUCENT SKYLIGHTING



GL-04
SKYLIGHT GLAZING WITH TRANSLUCENT INFILL & STEEL FRAME POWDERCOATED FINISH



HR-05
STEEL STAIR + BALUSTRADE POWDERCOATED FINISH



FM-02
STEEL FLATS BALUSTRADE POWDERCOATED FINISH



RF-02
METAL ROOF

THE MEWS



FM-03
'Z' PURLINS SCREEN POWDERCOATED FINISH



HR-04
METAL BALUSTRADE WITH STRIP LIGHTING ON THE UNDERSIDE



GL-03
SHOPFRONT CLEAR GLAZING POWDERCOATED FINISH


THE FOOD HALL



CD-05
METAL BATTENS - SOFFIT



RA-01
RETRACTABLE AWNING



TI-04
GRANITE FLOOR TILE

THE SCHOOL BUILDING




CS-01
COMPRESSED SHEET PANEL PAINT FINISH



MT-01
FLATLOCK COLOURBOND WINDSPRAY



MT-02
ALUMINIUM WINDOW TRIM



MT-03
RONSTAN VERTICAL CABLE



MT-04
RONSTAN MESH CABLE



MT-05
ALUMINIUM SHEET COLOURBOND MONUMENT



GS-01
FULL HEIGHT CLEAR GLAZING POWDERCOAT FINISH



GS-02
TRANSLUCENT GLAZING

Do not scale drawings. Use figured dimensions only. All dimensions must be verified on site before commencing work. This document must be read in conjunction with all technical specifications and all relevant documents from other disciplines and consultants. Any conflict between these and other documents, or the site conditions must be notified to NHArchitecture immediately in writing and prior to use. © Copyright NHArchitecture Pty Ltd 2015. Written authority (including under the terms of engagement of NHArchitecture for the Project) is required for any 1. reproduction of this document by any means, 2. use prior to payment in full of all NHArchitecture fees for the Project, or 3. use other than for the Project and for the express purpose & by or on behalf of the entity for which it has been created. Any unauthorised use of this document is at the user's sole risk and without limiting NHArchitecture's rights to the fullest extent permitted by law the user indemnifies NHArchitecture against all loss, liability and damage so arising.

GLAZING LEGEND :

(CL) - CLEAR
(TR) - TRANSLUCENT
(OP) - OPAQUE

Client

ALPHA PARTNERS

Consultant

NHArchitecture

Level 7 Cannons House Telephone +613 9654 4955
12-20 Flinders Lane Facsimile +613 9654 4938
Melbourne, Australia 3000 www.nharchitecture.net

TOWN PLANNING

Project Name
**THE VILLAGE ALPHINGTON
STAGE 1 (RETAIL)**

Drawing Name
**SCHEDULES - MATERIALS &
FINISHES_SHEET 2**

Architect	Drawn By	Scale @ A1
Designer	SG	1 : 100
Project Number	Drawing Number	Revision
160840	TP-2R-802	03


THE VILLAGE ALPHINGTON STAGE 2 - RESIDENTIAL

Document Register	
No.	Name
TP-2E-00	Cover Sheet & Drawing Register
TP-2E-202	Ground Floor Level
TP-2E-203	Level 1 - North Apartments
TP-2E-204	Level 2 - North Apartments
TP-2E-205	Level 3 Podium
TP-2E-206	Level 4
TP-2E-207	Level 5
TP-2E-208	Level 6
TP-2E-209	Level 7
TP-2E-210	Level 8
TP-2E-211	Level 9
TP-2E-212	Level 10
TP-2E-213	Level 11
TP-2E-214	Level 12
TP-2E-215	Level 13
TP-2E-216	Level 14 Roof Plan
TP-2E-500	East Elevations
TP-2E-501	Miscellaneous Elevations
TP-2E-502	Miscellaneous Elevations
TP-2E-503	Miscellaneous Elevations
TP-2E-600	Sections
TP-2E-801	Materials & Finishes
TP-2E-802	Apartment Types - BADS Compliance


Apartment Mix North	Apartment Mix West	Apartment Mix East	Apartment Mix	
Zone Name	Zone Name	Zone Name	Apt	Qty
1B	1B	1B	1B	34
28	4	2		34
2B	2B	2B	2B	112
90	14	8	2B+ST	44
2B+ST	2B+ST	2B+ST	2B+ST*	7
33	6	5		7
151	2B+ST*	2B+ST*	3B	84
	6	1		84
	3B	3B		281
	52	32		
	82	48		



THE 'SCULPTURAL BUILDING'



THE 'LIVING MATRIX'



THE 'URBAN ANCHOR'

Rev	Date	Description
01	25/08/17	PLANNING PERMIT LODGEMENT
02	22/11/17	RESPONSE TO COUNCIL RFI
03	20/02/18	RESPONSE TO COUNCIL RFI

Do not scale drawings. Use figured dimensions only. All dimensions must be verified on site before commencing work. This document must be read in conjunction with all technical specifications and all relevant documents from other disciplines and consultants. Any conflict between these and other documents, or the site conditions must be notified to NHArchitecture immediately in writing and prior to use. © Copyright NHArchitecture Pty Ltd 2018. Written authority (including under the terms of engagement of NHArchitecture for the Project) is required for any: 1. reproduction of this document by any means; 2. use prior to payment in full of all NHArchitecture fees for the Project; or 3. use other than for the Project and for the express purpose & by or on behalf of the entity for which it has been created. Any unauthorized use of this document is at the user's sole risk and without limiting NHArchitecture's rights to the fullest extent permitted by law the user indemnifies NHArchitecture against all loss, liability and damage so arising.

Note: All external levels are subject to further design by Reeds Civil and the relevant Authority.

Key Plan

THE VILLAGE ALPHINGTON

Client

ALPHA PARTNERS

Consultants

NHArchitecture

Level 7 Cannons House Telephone +613 9654 4955
12-20 Flinders Lane Facsimile +613 9654 4983
Melbourne, Australia 3000 www.nharchitecture.net

In Association with:

BIRD de la COEUR architects

66 Market Street Telephone 03 9882 4566 Bird de la Coeur
Southbank Victoria Facsimile 03 9882 4577 Architects Pty Ltd
3006 Australia www.bdc.com.au ABN 44 074 504 573

TOWN PLANNING

Project Name
THE VILLAGE ALPHINGTON STAGE 2 (RESIDENTIAL)

Drawing Name

Project Information
Cover Sheet & Drawing Register

Checked By	Drawn By	Scale @ A1
MK	TW	1:250
Project Number	Drawing Number	Revision
01234	TP-2E-00	03

