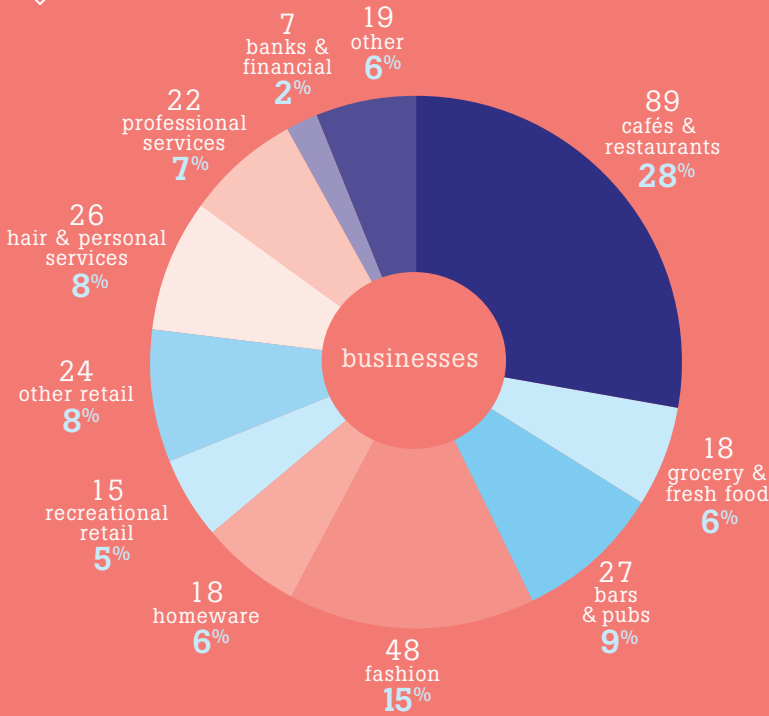


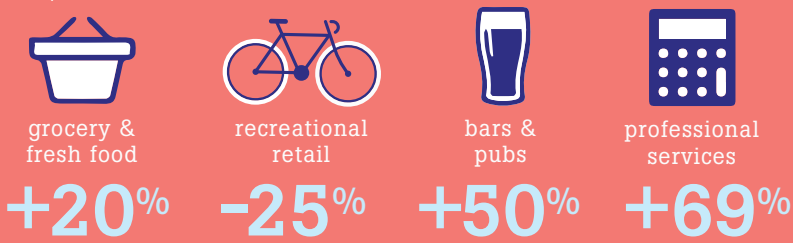


Smith Street

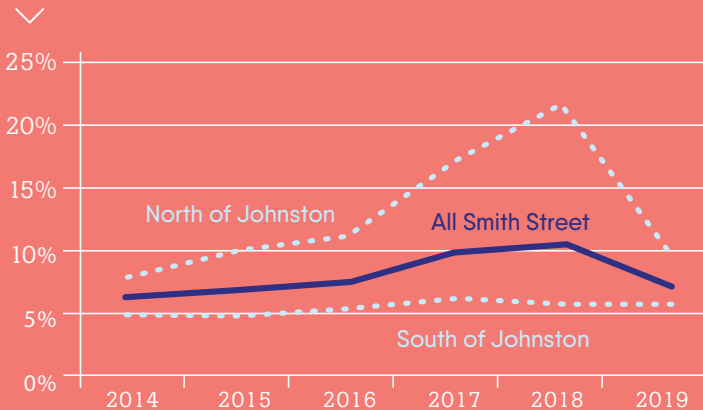
2019 retail mix



Key retail changes (Jan 2014 to Jan 2019)



Vacancy rates



Vacancies: all shopfronts without an active business including construction sites and display suites

Number of businesses

313



Turnover rate

11%



Night time economy

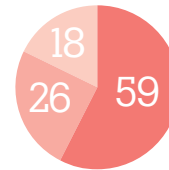
42%



Businesses open after 6pm*

22%

Businesses open after 10pm*
*2 or more nights/week



- Night time economy Top 3 categories
- 1 Restaurants & Cafes
 - 2 Bars & Pubs
 - 3 Hair & Personal Services

#86
2km long

