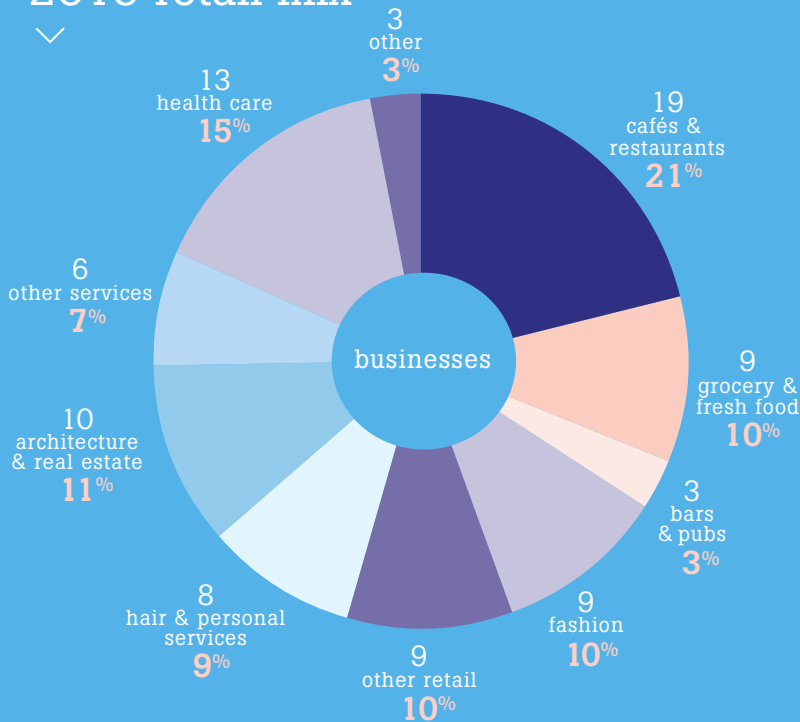




Rathdowne Village

2019 retail mix



Key retail changes (Jan 2014 to Jan 2019)



cafés & restaurants

-17%



all retail

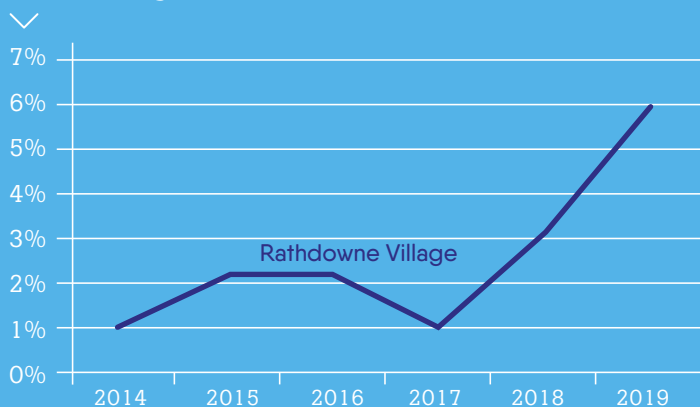
+6%



hair & personal services

+14%

Vacancy rates



Vacancies: all shopfronts without an active business including construction sites and display suites

For more information

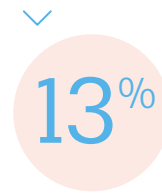
Visit yarracity.vic.gov.au/precincts

Or contact business@yarracity.vic.gov.au

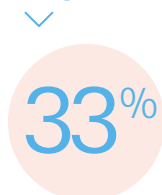
Number of businesses



Turnover rate



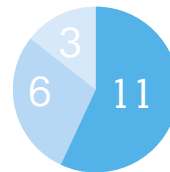
Night time economy



Businesses open after 6pm*



Businesses open after 10pm*
*2 or more nights/week



Night time economy Top 3 categories

- 1 Restaurants & Cafes
- 2 Grocery & Fresh Food
- 3 Pubs & Bars

#250 #251
1.2km long

