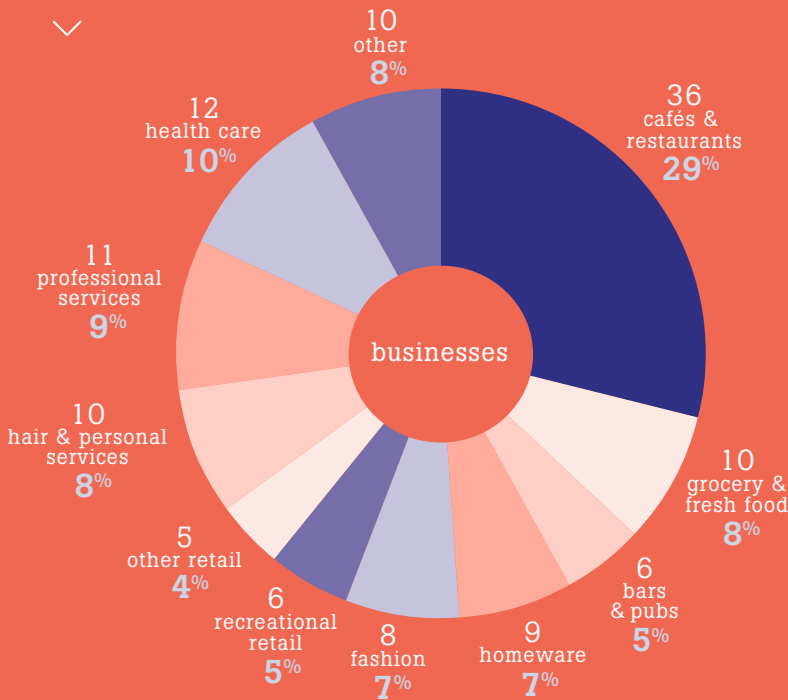




North Fitzroy Village

2019 retail mix



Key retail changes (Jan 2014 to Jan 2019)



cafés & restaurants
+9%

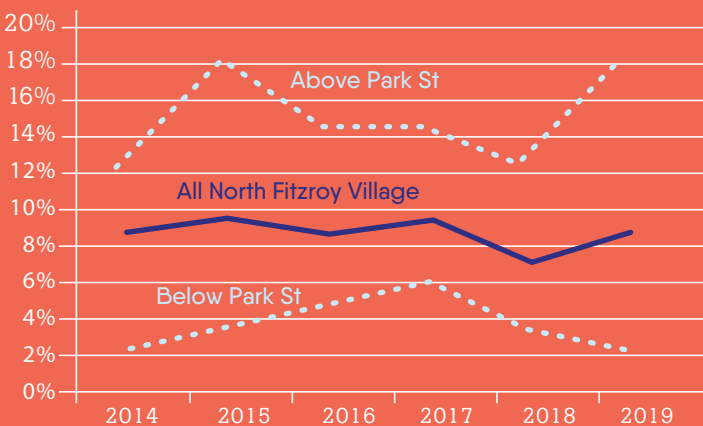


health care
+33%



professional services
-27%

Vacancy rates



Vacancies: all shopfronts without an active business including construction sites and display suites

Number of businesses

123



Turnover rate

8%



Night time economy

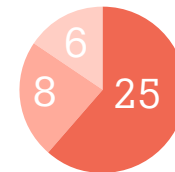
47%



Businesses open after 6pm*

15%

Businesses open after 10pm*
*2 or more nights/week



- Night time economy Top 3 categories
- 1 Restaurants & Cafes
 - 2 Hair & Personal Services
 - 3 Health Care

#504 #11
1.5km long

