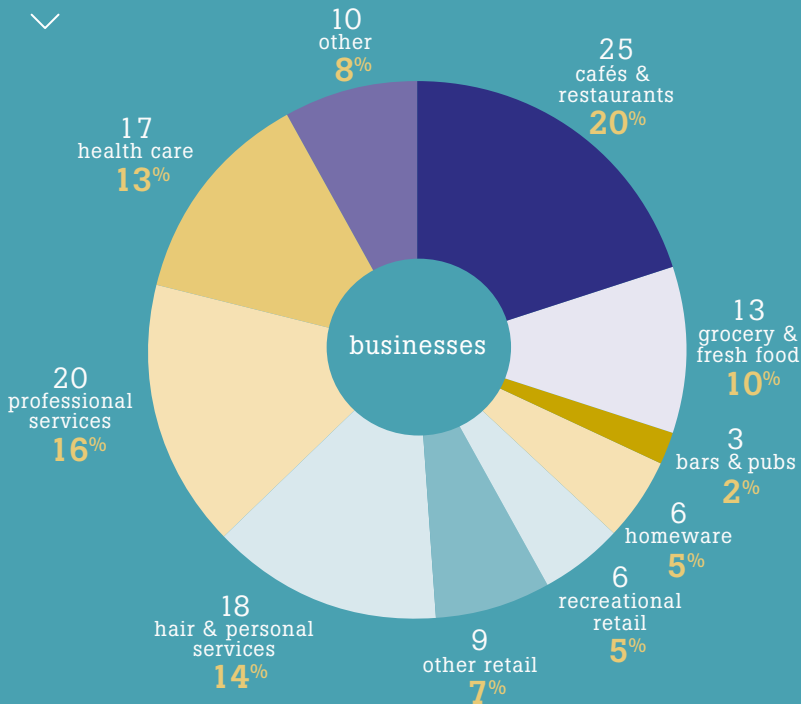




Nicholson Village

2019 retail mix



Key retail changes (Jan 2014 to Jan 2019)



cafés & restaurants

-11%



professional services

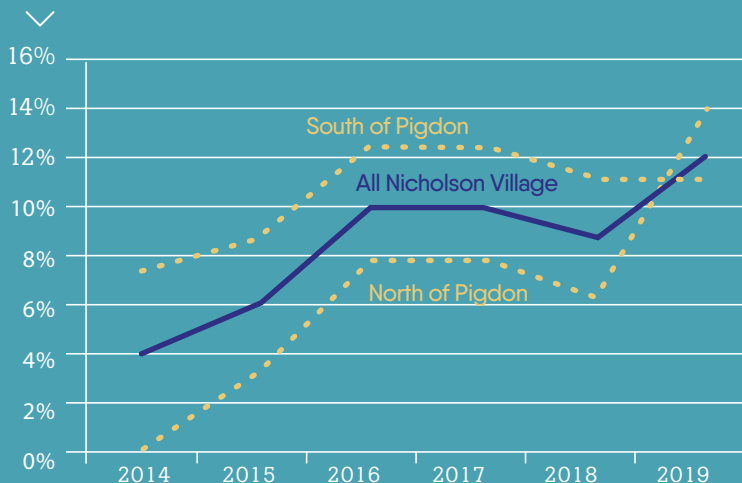
+18%



health care

+113%

Vacancy rates



Vacancies: all shopfronts without an active business including construction sites and display suites

Number of businesses

127



Turnover rate

10%



Night time economy

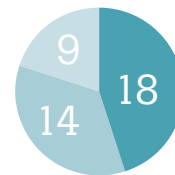
41%



Businesses open after 6pm*

11%

Businesses open after 10pm*
*2 or more nights/week

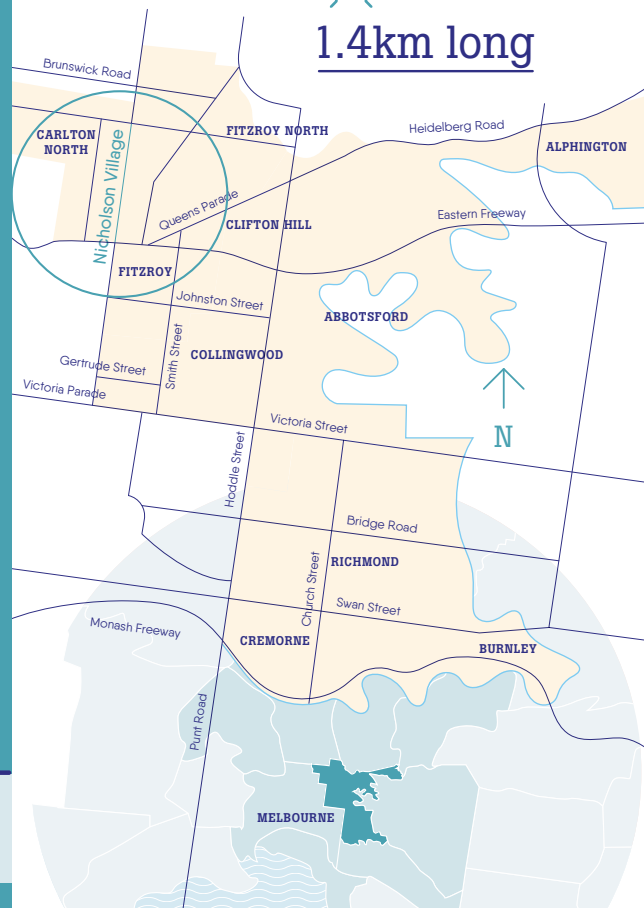


Night time economy Top 3 categories

- 1 Restaurants & Cafes
- 2 Hair & Personal Services
- 3 Health Care

#96

1.4km long



For more information

Visit yarracity.vic.gov.au/precincts

Or contact business@yarracity.vic.gov.au