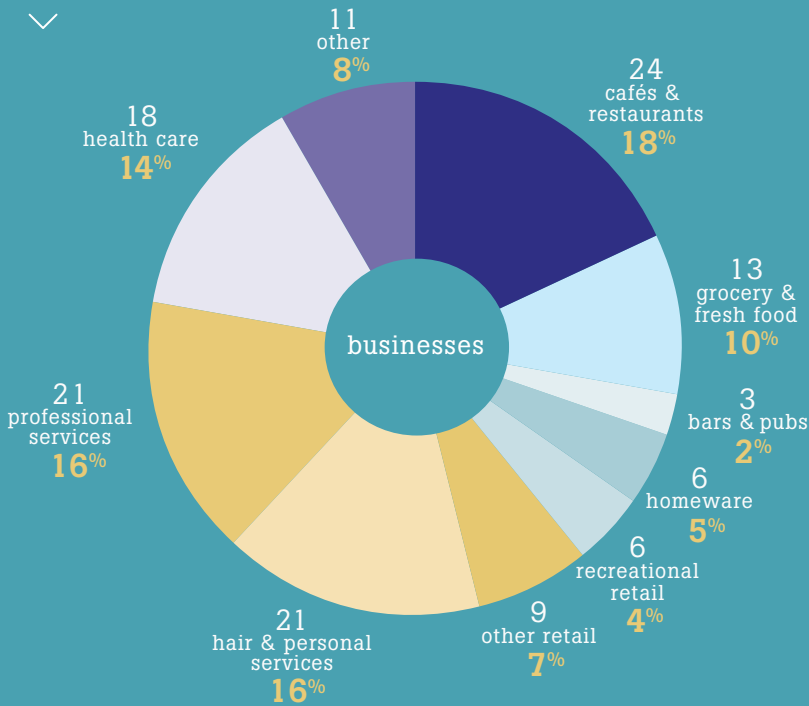




Nicholson Village

2018 retail mix



Key retail changes (Jan 2014 to Jan 2018)



cafés & restaurants

-14%



professional services

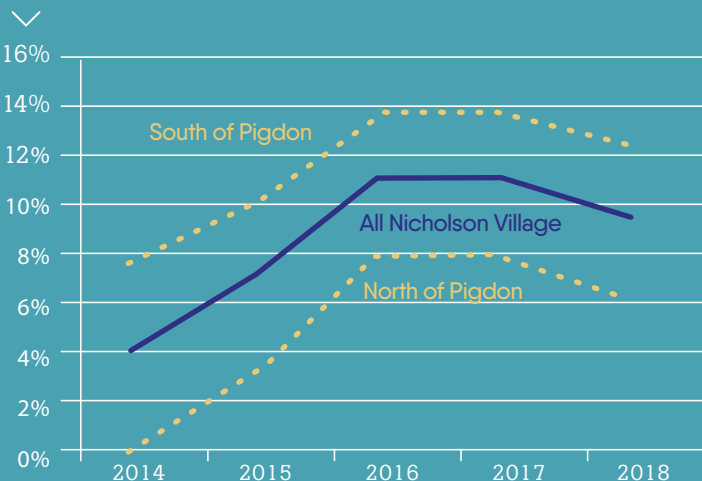
+24%



health care

+125%

Vacancy rates



Vacancies: all shopfronts without an active business including construction sites and display suites

Number of businesses

132



Turnover rate

12%



Night time economy

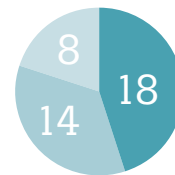
39%



Businesses open after 6pm*

11%

Businesses open after 10pm*
*2 or more nights/week



Night time economy Top 3 categories

- 1 Restaurants & Cafes
- 2 Hair & Personal Services
- 3 Health Care

#96

1.4km long



For more information

Visit yarracity.vic.gov.au/precincts

Or contact business@yarracity.vic.gov.au