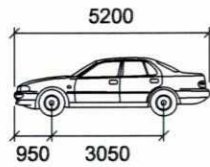


B99 DESIGN CAR - INGRESS

B85 DESIGN CAR PASSING B99 DESIGN CAR

VEHICLE USED IN SIMULATION

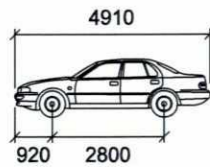
(VEHICLE SPEED - 5KM/H)



**B99 (AS2890.1)** mm  
 Width : 1940  
 Track : 1840  
 Lock to Lock Time : 6.0  
 Steering Angle : 33.6

VEHICLE USED IN SIMULATION

(VEHICLE SPEED - 5KM/H)



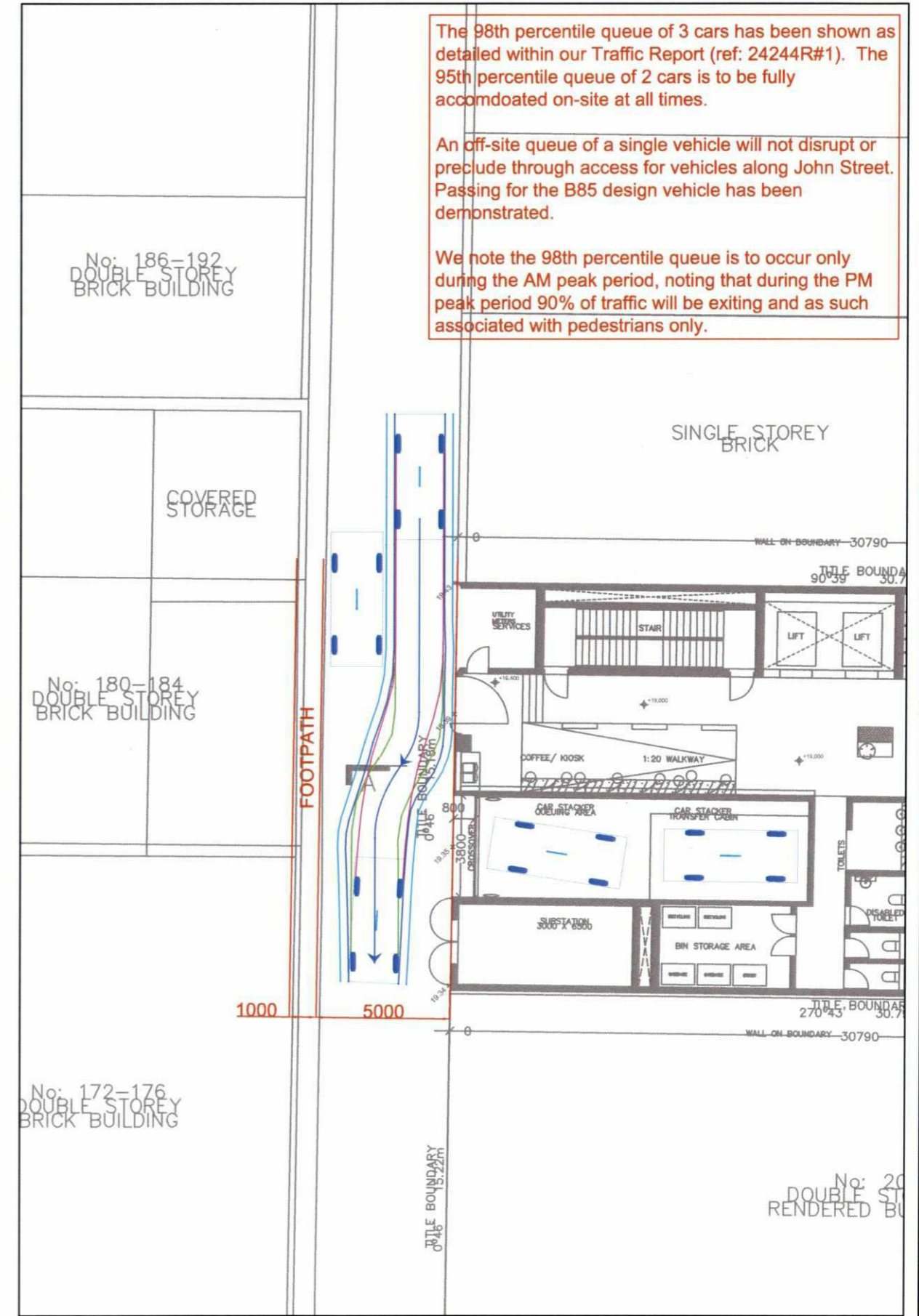
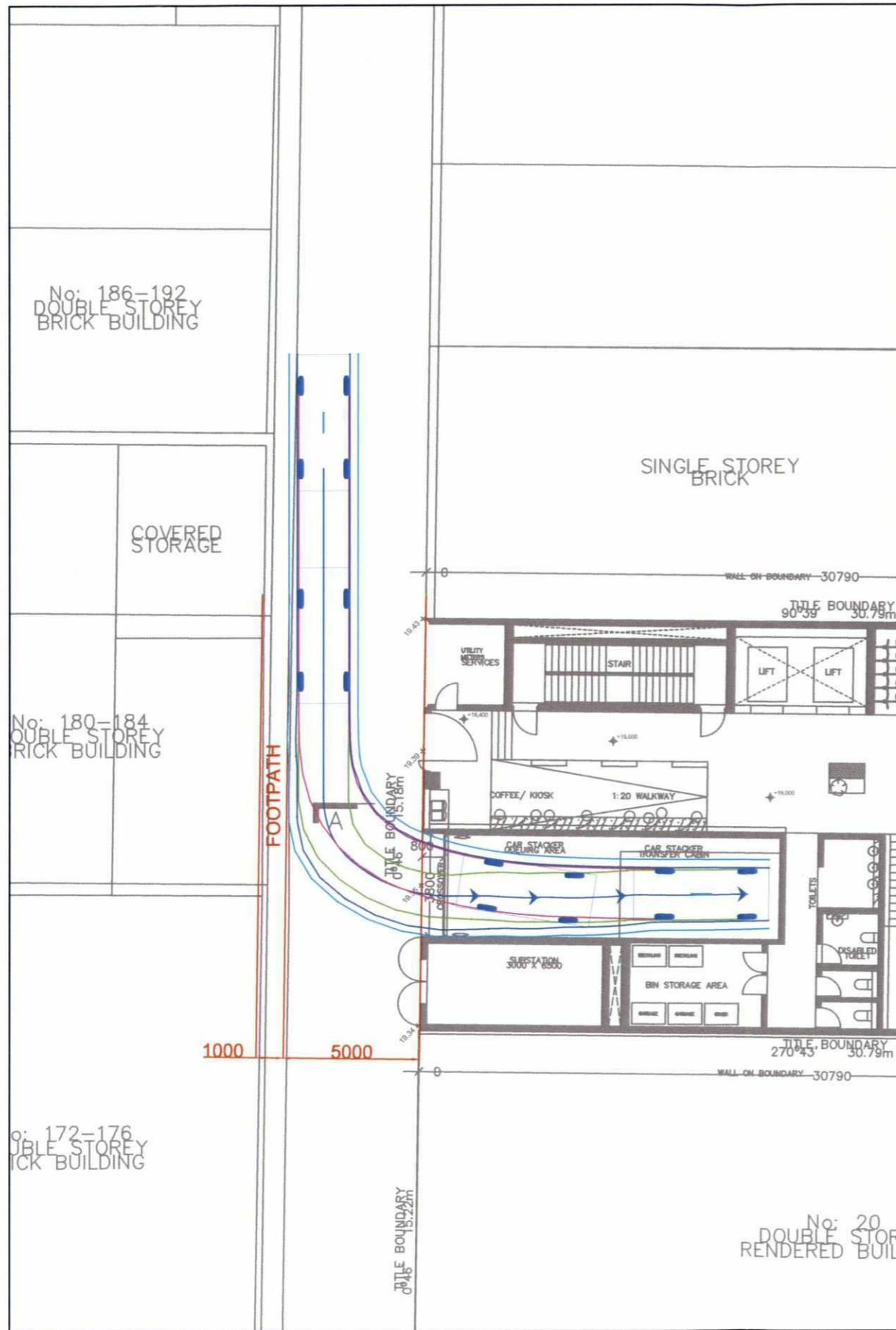
**B85 (AS2890.1)** mm  
 Width : 1870  
 Track : 1770  
 Lock to Lock Time : 6.0  
 Steering Angle : 33.7

LEGEND

- REAR WHEELS
- FRONT WHEELS
- VEHICLE BODY
- BODY CLEARANCE



**PRELIMINARY ONLY  
 NOT FOR CONSTRUCTION**



REV.	REVISION NOTES	REVISION DATE
A	FINAL SWEEP PATH DIAGRAMS	16 MAR 2018
B	SWEEP PATH DIAGRAMS IN RESPONSE TO RFI	19 SEPT 2018

GENERAL NOTES:  
 BASE INFORMATION FROM: SLAB ARCH Pty Ltd

DESIGNED BY: K. BALLANTYNE	19 SEPT 2018
CHECKED BY: M. O'SHEA	19 SEPT 2018
FILE NAME: AT 24244-02	ISSUE: A

**Traffix Group**  
 Traffic Engineers and Transport Planners  
 Suite 8431 Burke Road TEL: (03) 9522-2980  
 GLEN IRIS VICTORIA 3146 FAX: (03) 9522-7444

**19 DOWN STREET, COLLINGWOOD  
 B85 & B99 DESIGN CAR SWEEP PATHS  
 PROPOSED COMMERCIAL DEVELOPMENT**